

Glass & Glazing

Tools and Accessories



C.R. Laurence is a full service provider of architectural metals, glass fittings, and professional-grade glazing supplies.





CRL serves the glass and construction industry from locations throughout Europe, North America and Australia with a broad portfolio of over 50,000 products .

CRL Manufacturing

In addition to CRL distribution, CRL has been manufacturing high quality glass and glazing products for over 4 decades and has over 1 million square feet of facilities in Los Angeles, where the company's headquarters are located. CRL uses progressive manufacturing processes in services such as engineering, machining, assembly and packaging. CRL is able to produce the highest quality products and the widest selection in the market today.

If there is a product you can't find please let us know

At CRL we have a large capacity for innovating and developing new glass products. We offer over 50,000 products and are always open to new product suggestions.

Contents



Glass Handling

- 6 Vacuum Lifters
- 11 Dollies, Trolleys & Lifting Grabs
- 16 Transport Pads
- 17 Corner Protectors & Protection Film



Silicones, Sealants & Tools

- 20 Sealants & Tools
- 23 Caulking Guns & Accessories
- 26 Setting Blocks & Shims
- 29 Tapes



Mirror Products, Mastics & Adhesives

- 32 Evergrip Adhesives
- 33 Mirror Adhesives & Mastics
- 34 Mirror Mounting Sets
- 37 Mirror Fixings



Cleaning and Surface Protection

- 42 Glass Cleaners & Protection
- 45 Surface Protection
- 48 Squeegees



Glazing Accessories

- 50 Knives
- 52 Cutting Knives
- 53 Replacement Cutting Knife Blades
- 54 Razor Blades & Accessories
- 55 Push Points & Drivers
- 57 General Accessories
- 60 Window Ventilators
- 64 Measuring Equipment
- 66 Electronic Glass Detectors



Glass Hardware

- 70 Shelf & Cabinet Hardware
- 82 Glass Clamps
- 89 Post Railing Systems
- 94 Glass Standoffs
- 100 Hanger Bolts
- 102 U-Channels
- 109 Partition Strips



Protective Screens

- 112 Protective Screens
- 113 Aluminium Partition Posts
- 116 Desktop Design System
- 116 Glass Clamps
- 118 U-Channels
- 120 Speak-Thrus
- 121 Posiglaze System
- 122 Spig-Lite System



Safety - Personal Protection Equipment

- 124 Wrist Guards & Gloves
- 126 Aprons
- 127 Clothing & Handling Laps
- 127 Goggles
- 128 Additional PPE



Glass Cutting

- 132 Glass Cutters & Cutting Wheels
- 140 Cutting Oils
- 141 Edge Deletion Wheels
- 141 Glass Cutting Accessories
- 148 Glass Marking



Glass Processing

- 150 Peripheral Wheels
- 152 CNC Tooling
- 155 Cup Wheels
- 164 Polishing Accessories
- 165 Machine Drills & Blades
- 169 Countersinks
- 171 Drilling/Grinding Accessories
- 171 Dressing Blocks & Sticks
- 172 Coolants & Grinding Additives
- 173 Clean 20 Consumables
- 174 Trizact Discs
- 174 Manual Hand Grinding Pads & Blocks
- 175 Abrasive Belts
- 178 Belt Machines
- 180 Portable Drilling Machines
- 180 Scratch Polishing Machine
- 181 Diamond Cut Out Saw

Further Information

- 183 General Information
- 197 Catalogue Index
- 201 Shipping and Service Information



There are even more products online...

At CRL we offer over 50,000 products, if you can't find what you're looking for in this brochure visit our website at www.crlaurence.co.uk or call us on **00 800 0421 6144**.

Online Ordering



The easiest way to shop at CR Laurence

At crlaurence.co.uk you have 24/7 access to thousands of quality products all just a few clicks away.

With instant access to pricing, stock availability and account information, ordering from CR Laurence has never been easier.

Our home page is regularly updated with the latest offers and newest products so you have the most up to date information at your fingertips.

It's easy to sign up for access to crlaurence.co.uk but if you do need any assistance please call CRL Customer Services on 00 800 0421 6144.



Search our product database



Check pricing



Check stock availability



Order 24/7 at crlaurence.co.uk



Glass Handling

At CRL, we offer the very best Glass Handling equipment available on the market today.

With Vacuum Lifters, Lifting Frames and Glass Trolleys, our complete range of handling equipment will ensure you are able to handle glass around the job site with ease.

**MAXIMUM
PERFORMANCE
MAXIMUM
VALUE**

CRL S338 Sure-Grip 203 mm Vacuum Lifter

- Greatest lifting capacity of any 203 mm pump activated vacuum lifter
- One hand pump and attachment for safety when needed
- Superior "press and pump" attachment feature
- Built-in vacuum loss indicator
- Soft contoured sure-grip handle for comfort
- Sturdy moulded carrying case
- Superior 68 kg lifting capacity



68 kg
safety
factor 3:3


Best seller



**CONVENIENT
VACUUM
INDICATOR**



**SUPERIOR
COMFORT
AND GRIP**



**FAST
RELEASE**










CAT. NO.	DESCRIPTION
S338	<p>CRL S338 Sure-Grip 203 mm Vacuum Lifter</p> <ul style="list-style-type: none"> • Greatest lifting capacity of any 203 mm pump activated vacuum lifter • One hand pump and attachment for safety when needed • Superior "press and pump" attachment feature • Red-line indicator warns user of any vacuum loss • Built-in vacuum loss indicator • Soft contoured sure-grip handle for comfort • Sturdy moulded carrying case • Superior 68 kg lifting capacity
S109	<p>CRL 203 mm Pump-Action Vacuum Lifter For Curved Glass</p> <ul style="list-style-type: none"> • Designed primarily for lifting curved architectural glass • Excellent also for thin, flexible materials • Red-line indicator warns user of any vacuum loss • 56 kg lifting capacity
N4000	<p>CRL Wood's Powr-Grip® 203 mm ABS Handle Vacuum Cup</p> <ul style="list-style-type: none"> • 203 mm diameter pad • Check valve allows re-pumping without loss of remaining vacuum • Release valve lever permits quick and complete release • Red-line indicator warns user of any vacuum loss • 57 kg lifting capacity
N4950	<p>CRL Wood's Powr-Grip® 203 mm Vacuum Cup</p> <ul style="list-style-type: none"> • 203 mm diameter pad • Check valve allows re-pumping without loss of remaining vacuum • Release valve lever permits quick, complete release • Red-line indicator warns user of any vacuum loss • 57 kg lifting capacity • Metal handle



	CAT. NO.	DESCRIPTION
 	W5450	<p>CRL Wood's Powr-Grip® 229 mm Vacuum Cup</p> <ul style="list-style-type: none"> • 229 mm diameter pad • Durable metal handle • Check valve allows re-pumping without loss of remaining vacuum • Release valve lever permits quick and complete release • Red-line indicator warns user of any vacuum loss • 68 kg lifting capacity
 	W6450	<p>CRL Wood's Powr-Grip® 254 mm Vacuum Cup</p> <ul style="list-style-type: none"> • 254 mm diameter pad • Deep, concave pad for easy attachment to curved or irregular non-porous surfaces (Not for use on thin, fragile materials) • Check valve allows re-pumping without loss of remaining vacuum • Release valve lever permits quick and complete release • Red-line indicator warns user of any vacuum loss • 79 kg lifting capacity
	0504	<p>CRL Octopus 70 Single Pad Suction Lifter Pump Action Type</p> <ul style="list-style-type: none"> • 152 mm diameter pad • Includes plastic carrying case • 70 kg lifting capacity
	0505	<p>CRL Octopus 150 Single Pad Suction Lifter Pump Action Type</p> <ul style="list-style-type: none"> • 203 mm diameter pad • Includes plastic carrying case • 150 kg lifting capacity
	05061	<p>CRL Aluminium Single Pad Vacuum Lifter</p> <ul style="list-style-type: none"> • 114 mm diameter pad • Sturdily built traditional design aluminium frame • One-handed operation • 30 kg lifting capacity
	05062	<p>CRL Aluminium Double Pad Vacuum Lifter</p> <ul style="list-style-type: none"> • 114 mm diameter pads • Sturdily built traditional design aluminium frame • Each suction pad operates separately • 60 kg lifting capacity
	05063	<p>CRL Aluminium Triple Pad Suction Lifter</p> <ul style="list-style-type: none"> • 114 mm diameter pads • Sturdily built traditional design aluminium frame • Three suction pads individually operated • 100 kg lifting capacity

	CAT. NO.	DESCRIPTION
	05064	<p>CRL Aluminium Swivel Double Pad Vacuum Lifter</p> <ul style="list-style-type: none"> • 115 mm diameter pads • Movable pads self-adjust to curved glass • Strong, lightweight aluminium • 60 kg lifting capacity
	05061P	<p>CRL Plastic Single Pad Vacuum Lifter</p> <ul style="list-style-type: none"> • 114 mm diameter pad • Lightweight plastic design • One-handed operation • 30 kg lifting capacity
	05062P	<p>CRL Plastic Double Pad Suction Lifter</p> <ul style="list-style-type: none"> • 114 mm diameter pads • Lightweight plastic design • Two individually operated pads • 60 kg lifting capacity
	05063P	<p>CRL Plastic Triple Pad Vacuum Lifter</p> <ul style="list-style-type: none"> • 114 mm diameter pads • Lightweight plastic design • Three individually operated pads • 100 kg lifting capacity
	550	<p>CRL Heavy-Duty Double Vacuum Cup</p> <ul style="list-style-type: none"> • 127 mm diameter vacuum pads are trigger activated • Sturdily built traditional design metal frame • Industry proven design • 56 kg lifting capacity
	911VC	<p>CRL Plastic Double Swivel Vacuum Lifter</p> <ul style="list-style-type: none"> • 114 mm diameter vacuum pads • Movable pads self-adjust to curved glass • Lightweight plastic handle • 60 kg lifting capacity
	VC1230	<p>CRL 54 mm Little Grabber Lifter</p> <ul style="list-style-type: none"> • Single finger handle provides precise control • Makes lifting glass easy • 1.8 kg lifting capacity

	CAT. NO.	DESCRIPTION
	VC3825	<p>CRL 80 mm Knuckle Saver Lifter</p> <ul style="list-style-type: none"> • Double finger design • Comfortable finger handle reduces fatigue • Aids in lifting glass • 4.5 kg lifting capacity
	05065	<p>CRL Tragboy Single Handle Lifting Tong</p> <ul style="list-style-type: none"> • Used in pairs, one either side of the glass plate that is being lifted • The heavier the glass, the more grip that's applied
	TW200	<p>CRL TY Webbing</p> <ul style="list-style-type: none"> • Can be used to secure glass, aluminium tubes, screen doors, or other materials to your glass truck rack • Shrink resistant cotton • High tensile strength • 38 mm wide • Sold by the 61 m roll
	CRL69	<p>CRL All Rubber 153 mm Auto Vacuum Cup</p> <ul style="list-style-type: none"> • The perfect tool for handling curved windshields and backlites • This is a manoeuvring aid and has no specific lifting capacity
	W6100	<p>CRL 152.4 mm Woods Powr-Grip Vertical Handle Vacuum Cup</p> <ul style="list-style-type: none"> • All metal handle and pump • Handle position is ideal for use with windshields • Red-line indicator warns of low vacuum • 32 kg lifting capacity
		
	0508	<p>CRL Leather Lifting Sling Lifts</p> <ul style="list-style-type: none"> • Heavy duty leather sling • 85 kg lifting capacity

CAT. NO.	DESCRIPTION
GT02	CRL Glasstrax Glass Dolly <ul style="list-style-type: none">• Self clamping action locks loads up to 50,8 mm thick• One person can load and manoeuvre• Safe glass transport with large 275 kg capacity
<p>A yellow three-wheeled glass dolly with a large rear wheel and two smaller front wheels. It features a self-clamping mechanism on the back and a CRL logo on the side. A red banner in the top left corner says "Best seller".</p>	<p>A photograph showing the yellow glass dolly being used to transport a large glass panel in a workshop setting. A person's legs are visible in the background.</p>
GSD2	CRL Self-Locking Dolly <ul style="list-style-type: none">• Two wheeled self-locking slab dolly• Ideal for moving glass panels• Protects against chipping• Overall length of the 'V' channel: 508 mm• Inside width of the channel: 102 mm• 399 kg load capacity
<p>An orange two-wheeled self-locking slab dolly with a long handle and a black V-shaped channel for glass.</p>	CRL Camber Glass Dolly <ul style="list-style-type: none">• Ideal for moving lites of glass• Protects against chipping• Overall length of the channel: 508 mm• Inside width of the channel: 79,3 mm• 275 kg load capacity
GSD1	CRL Camber Glass Dolly <ul style="list-style-type: none">• Ideal for moving lites of glass• Protects against chipping• Overall length of the channel: 508 mm• Inside width of the channel: 79,3 mm• 275 kg load capacity
<p>A black two-wheeled camber glass dolly with a V-shaped channel and red wheels.</p>	

CAT. NO.

DESCRIPTION

GSD3



CRL Four Wheel Glass Dolly

- Four wheels for extra stability while transporting liters of glass
- Vulcanised rubber frame to protect the glass
- Overall length of the channel: 508 mm
- Inside width of the channel: 79.3 mm
- 320 kg load capacity

ATD1



Best seller

Included

CRL All Terrain Dolly

- Ideal for moving heavy glass panels around the job site
- Goes where other glass dollies won't
- Built-In 203 mm Wood's™ Powr-Grip® Vacuum Cup
- Includes a set of our RB200 Roller Blocks
- Exclusive to CRL
- Frame in solid aluminium
- 181 kg load capacity



RB200



CRL Roller Blocks

- Roller design lets you rotate heavy glass panels with ease
- Turn them over to use as resting blocks
- Rubber base ensures traction

5940



CRL Lifting Grab

- Glass sheet lifting pincer grab
- Capable of lifting individual glass sheets between 3 mm to 18 mm thickness
- Operated by over head crane
- 500 kg lifting capacity

13063

915 mm

13065

1,524 mm





13066

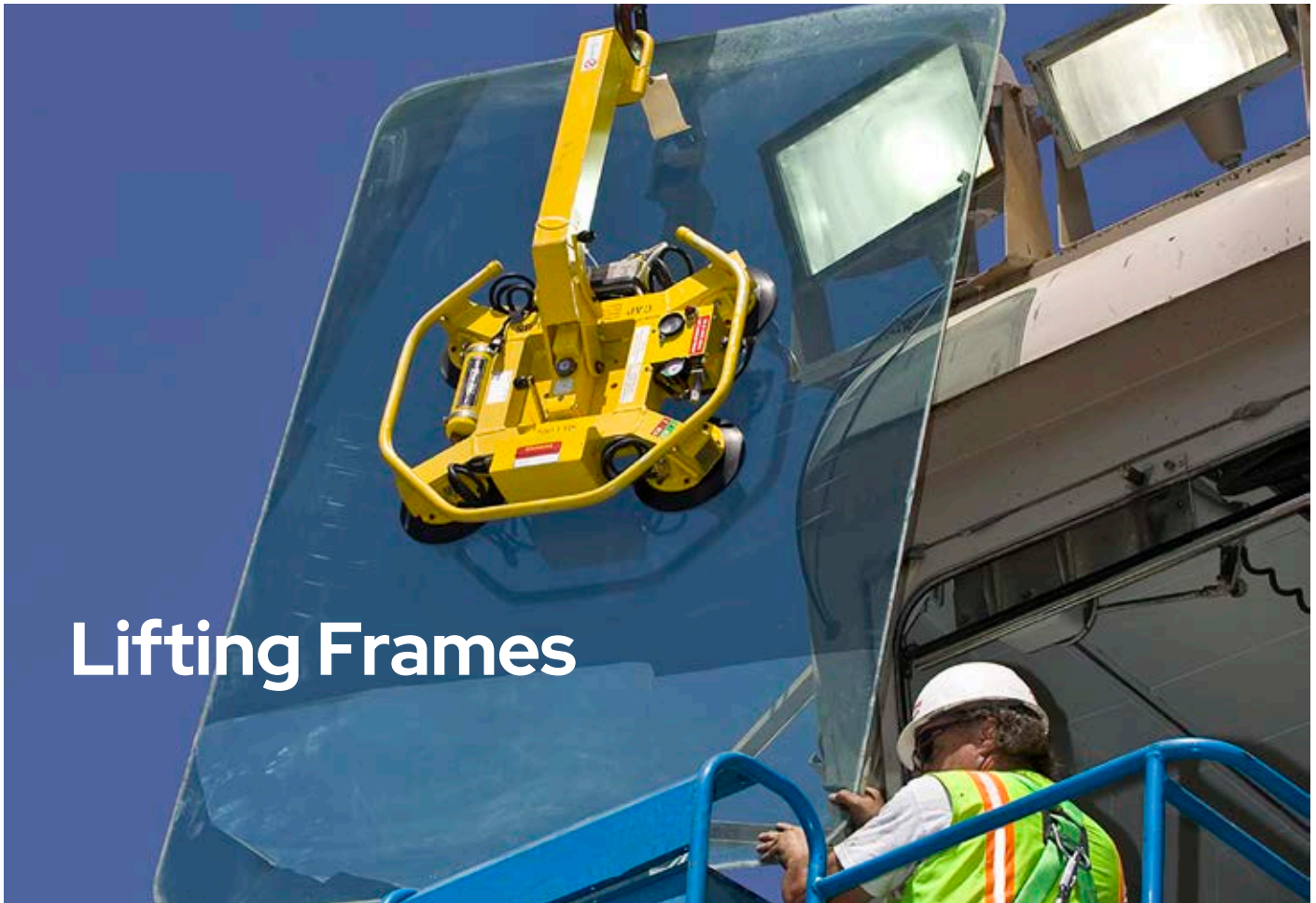
1,829 mm



CRL Plate Glass Dolly

- Caster design allows turn-on-a-penny manoeuvring
- Felt pads cushion loads
- Three available lengths
- 159 kg capacity

CAT. NO.	DESCRIPTION
 <p>2401280 1,219 mm 2401281 1,829 mm</p>	<p>CRL Heavy-Duty Steel Frame Glass Dolly</p> <ul style="list-style-type: none"> • Sturdy steel construction • Two sizes available • Large pneumatic tyres • 227 kg capacity
 <p>GG1 100 kg capacity GG2 200 kg capacity</p>	<p>CRL Single Grip Glass Grippers</p> <ul style="list-style-type: none"> • Aids in lifting large sheets of glass • Reduces hand fatigue • Serrated surface pads hold tightly without slipping or damaging the surface • The heavier your material, the harder the grip gets
 <p>500102</p>	<p>CRL Carrymate® Non-Slip Grips</p> <ul style="list-style-type: none"> • Each grip can lift up to 100 kg • Capacity 0 mm to 80 mm • Sturdy lightweight alu-construction • Non-slip guaranteed for all material thickness • Self-adjusting clamp system • Protect your hands, prevent back strain and improve productivity • Comes with replaceable rubber pads and a plastic protective sleeve along the cushioned handle which prevents damage to the carried load
 <p>0745</p>	<p>CRL Winbag Inflatable Wedging Tool</p> <ul style="list-style-type: none"> • Used when installing windows and doors • One person can handle adjusting and fastening large windows • No scratching or bruising, the soft airbag protects frame and wall • Easy and precise adjusting • Sold per box of four • Load capacity 100 kg
 <p>0553</p>	<p>CRL Carrymate® Door Lifter</p> <ul style="list-style-type: none"> • For the installation of doors, fire doors, windows, furniture, dry walls, partitions, etc • Integrated tilt compensating lever • A rubber pad is included so no glass-to-metal contact is made when working with glass panels. • Easy foot operation; lifts, swivels, and lowers doors weighing up to 120 kg



Lifting Frames

CAT. NO.


DESCRIPTION

EUMRT411LDC3

CRL Wood's Powr-Grip® Vacuum Lifting Frame

- Four 280 mm diameter lipped pads
- High holding strength and safe to use due to the dual-circuit suction system
- Full 360° rotation with tilt from any position
- Locks in place every quarter turn
- 12V DC
- Cord-free operation with on-board gel cell battery
- Three configurations all from the same unit
- Dual vacuum system
- 320 kg lifting capacity

Can be used with remote control EUW95729BM
Get specifications online at crlaurence.co.uk



Call Technical Sales on 00 800 0421 6144
for guidance on this product

CAT. NO.

DESCRIPTION



EUP1104DCO

CRL Wood's Powr-Grip® Single Channel D.C. Vacuum Lifting Frame

- Four 280 mm diameter lipped pads
- High holding strength and safe to use due to the dual-circuit suction system
- 180° edgewise rotation
- 90° tilt, vertical to flat
- 12V DC
- Automatic 'self-test' function ensures that the cups are safely loaded
- New coloured display shows at first glance when a dangerous situation is detected
- Warns of danger with clear visual and audible signals
- Smart-power-management enables a long lasting battery in a single charge
- Continued monitoring of the battery indicates when the battery level becomes too low
- Multi-stage alarm system assesses the risks in dangerous situations
- 320 kg lifting capacity

Can be used with remote control EUW94117BM

Call Technical Sales on 00 800 04216144 for guidance on this product



EUMRTA811LDC3
Lifter

EUW59906
Radio remote

53007
Shipping case

CRL Wood's Powr-Grip® Vacuum Lifting Frame with 635 kg Lifting Capacity

- Eight 280 mm diameter lipped pads
- High holding strength and safe to use due to the dual-circuit suction system
- Three configurations all from the same unit
- Load movement: manual rotation 360° edgewise with automatic locking at each 1/4 revolution, assisted with manual tilt 90° between upright and flat
- 12V DC
- Automatic 'self-test' function ensures that the cups are safely loaded
- New coloured display shows at first glance when a dangerous situation is detected
- Warns of danger with clear visual and audible signals
- Smart-power-management enables a long lasting battery in a single charge
- Continued monitoring of the battery indicates when the battery level becomes too low
- Multi-stage alarm system assesses the risks in dangerous situations
- 635 kg lifting capacity

Can be used with remote control EUW59906
Get specifications online at crlaurence.co.uk

Call Technical Sales on 00 800 04216144 for guidance on this product

SPARE PARTS AVAILABLE










G3370






CRL Wood's 11" Lifting Frame Replacement Vacuum Pad

- Replacement vacuum pad for the most popular CRL Wood's Vacuum Lifting Frames
- Made from the same high quality rubber as the original

Transport Pads ▼

	CAT. NO.	DESCRIPTION
	1407E 1,000 Roll 22 mm x 19 mm x 4 mm	CRL Blue Transport Pads <ul style="list-style-type: none"> • Medium density • Low-tack, pressure sensitive, adhesive • Leaves no adhesive residue or ghosting marks
	1407LOG10 10,000 Roll 24 mm x 19 mm x 4 mm	CRL Blue Transport Pads <ul style="list-style-type: none"> • Medium density • Low-tack, pressure sensitive, adhesive • Leaves no adhesive residue or ghosting marks
	1407LOG20 20,000 Roll 21 mm x 18 mm x 4 mm	
	1407R2MM 10,000 Roll 25 mm x 19 mm x 2 mm	CRL Red Transport Pads <ul style="list-style-type: none"> • Only 2 mm thick but highest density of all pads 600 kgs/M³ • Low-tack, pressure sensitive, adhesive • U.V. and temperature resistant
	1407R4MM 10,000 Roll 25 mm x 19 mm x 4 mm	
	1407R4MM5025 1,000 Roll 50 mm x 25 mm x 4 mm	
	1407R4MM50S 500 Roll 50 mm x 50 mm x 4 mm	
	1407G4MM 20,000 Roll 25 mm x 19 mm x 4 mm	CRL Green Transport Pads <ul style="list-style-type: none"> • Same density and spec as 1407R4MM but green in colour • Used for protecting and transporting thicker, heavier, and/or coated glass • Low tack pressure sensitive adhesive
	1407W25 1,000 Pack - 19 mm x 19 mm x 2.5 mm	CRL Cork Transport Pads <ul style="list-style-type: none"> • Very popular in mainland Europe • Cost-effective option to PVC • Thin foam underside using the same single-sided adhesive coating technology as the PVC foam pads • Offer excellent high-compression resistance
	1407B 1,000 Pack - 19 mm x 19 mm x 4.5 mm	
	1407BA1 4,000 pack - 24 mm x 24 mm x 10 mm	
	FEP515 500 m	CRL Foam Edge Protection <ul style="list-style-type: none"> • Width 30 mm • Length: 1,950 mm

Corner Protectors & Protection Film ▼

	CAT. NO.	DESCRIPTION
 <div data-bbox="336 719 539 772" style="background-color: #00728f; color: white; padding: 5px; display: inline-block;">Bulk Buy</div>	<p>1,000 pack 1463004K 4 mm 1463006K 6 mm 1463008K 8 mm 1463010K 10 mm 1463012K 12 mm 1463020K 20 mm</p>	<p>Corner Protectors</p> <ul style="list-style-type: none"> • Designed to protect glass and mirror edges during shipping, handling or storing • Will not scratch or damage glass or mirror surfaces and they help protect large cut-offs from breakage or becoming scrap • Protectors are reusable, they simply slide on and off
	<p>250 pack 1464004B 4 mm 1464006B 6 mm 1464008B 8 mm 1464010B 10 mm 1464012B 12 mm 1464020B 20 mm</p>	<p>100 pack 1563004 4 mm 1563006 6 mm 1563008 8 mm 1563010 10 mm 1563012 12 mm 1563020 20 mm</p>
	<p>ACP14 6 mm ACP516 8 mm ACP38 10 mm ACP12 12 mm ACP58 16 mm</p>	<p>CRL Coloured Armoured Corner Protectors</p> <ul style="list-style-type: none"> • For five different glass thicknesses • Sturdy, reusable corners absorb impact when glass is bumped or dropped • A small investment can save expensive glass and help prevent costly accidents
	<p>21S600B 600 mm x 1,000 m 21S1200B 1,200 mm x 1,000 m 21S1500B 1,500 mm x 1,000 m 21S1800B 1,800 mm x 1,000 m</p>	<p>CRL Surface Protection Film</p> <ul style="list-style-type: none"> • 40 micron • Blue • Adhesive free • No residue • Static hold • Prevents scratches
	<p>21075 500 mm x 50 m 210755 600 mm x 50 m</p>	<p>CRL Polyester Safety Laminating Film</p> <ul style="list-style-type: none"> • Sold by the roll • Yellow release liner
 <div data-bbox="539 1966 742 2022" style="background-color: #00728f; color: white; padding: 5px; display: inline-block;">Multi-Use</div>	<p>CB1PK Pack of 1,000 CB1PK200 Pack of 200</p>	<p>CRL Clear Protective Bumpads</p> <ul style="list-style-type: none"> • Use on cabinet doors, desk tops, and glass table tops • Protect glass tops from scratching • Simply peel and stick • Bottom diameter: 12.7 mm • Top diameter: 11.1 mm • Height: 3.2 mm

Online Ordering



The easiest way to shop at CR Laurence

At crlaurence.co.uk you have 24/7 access to thousands of quality products all just a few clicks away.

With instant access to pricing, stock availability and account information, ordering from CR Laurence has never been easier.

Our home page is regularly updated with the latest offers and newest products so you have the most up to date information at your fingertips.

It's easy to sign up for access to crlaurence.co.uk but if you do need any assistance please call CRL Customer Services on 00 800 0421 6144.



Search our product database



Check pricing



Check stock availability



Order 24/7 at crlaurence.co.uk



Silicones, Sealants & Tools

CRL has a wide range of industry leading silicone sealants, suitable for shower rooms or the construction environment.

CRL also supply Caulking Guns, Glazing Tapes and many other Sealant Accessories, providing you with the complete package for your business.

High Quality, Great Value Sealants ▼

CAT. NO.	DESCRIPTION
 <p>CRLNCSC Clear CRLNCSBL Black CRLNC5W White</p> <p>NEW</p>	<p>CRL Neutral Cure Construction Silicone</p> <ul style="list-style-type: none"> • Neutral cure, low modulus silicone • Versatile sealant • Cures under the influence of humidity to form a durable elastic rubber seal • Specifically developed for durable elastic sealing of expansion joints in concrete, brickwork, curtain wall constructions, kitchens, bathrooms, showers, industrial applications and glazing systems • UV, water, weather and mould resistant • Available in clear, black and white • 300 ml cartridge • 12 per case
 <p>EURTV408C Clear EURTV408W White EURTV408BL Black EURTV408G Grey EURTV408A Anthracite</p> <p>Best Seller</p>	<p>CRL Neutral Cure Low Modulus Silicone - High Grade 100% Silicone Formula</p> <ul style="list-style-type: none"> • Low odour, neutral cure formula • Compatible with insulating glass glazing • Excellent adhesion to most surfaces • Low modulus • High quality formula - low shrinkage • 300 ml cartridge • 12 per case
 <p>EU33SC Clear</p> <p>Anti-Mould Shower Sealant</p>	<p>CRL Shower Sealant</p> <ul style="list-style-type: none"> • Acetic cure formula • High modulus • Anti-mould • 300 ml cartridge • 12 per case

CAT. NO.	DESCRIPTION
EUCCS	<p>CRL Crystal Clear Silicone</p> <ul style="list-style-type: none"> • Acetic cure • High clarity when cured • Applications include shower enclosures and speciality glass assemblies • 310 ml cartridge • 12 per case
WCS1	<p>CRL Water Clear Silicone</p> <ul style="list-style-type: none"> • Optically clear when cured • Applications include shower enclosures and speciality glass assemblies • Water clear formulation for sealing glass-to-glass, glass-to-tile, and glass to U-Channel • 305 ml cartridge
<p>995BL Black 995W White</p>	<p>CRL Dow Corning® 995 Silicone Structural Adhesive</p> <ul style="list-style-type: none"> • Neutral cure • Designed specifically for structural and protective glazing • Self-priming to most common building substrates, including most fluoropolymer-based paints • 305 ml cartridge • 12 per case
CRL15W	<p>CRL15W White Premium Grade Acrylic Latex Caulk</p> <ul style="list-style-type: none"> • Paintable and easily cleaned with soap and water • Odourless and adheres to all common interior substrates • 25 year life expectancy
<p>KWX25 11.3 kg KWX50 22.7 kg</p>	<p>CRL Kwixset® Expanding Cement</p> <ul style="list-style-type: none"> • Suitable for exterior and interior applications • Great for setting core mount stanchions for vertical posts • Fast setting, will not shrink or crack when used as directed • CRL recommends consulting with the glass fabricator prior to wet setting laminated tempered glass • Easy to install



Optically Clear



For Structural and Protective Glazing



Best Seller

CAT. NO.

DESCRIPTION



55BSS

CRL Sealant Finishing Tool

- Lightweight and flexible, simplifies tooling of sealants
- Titanium catalyst material will not stick to silicone or other sealants
- 83 mm x 89 mm x 5 mm



NC594

CRL Nozzle Cutter

- Use on all plastic cartridges to cut nozzle tip and threaded tip then cut the nozzle tip to the desired opening size at the proper angle



CRL216HWS

CRL Stick Handle with Chisel End Stick Tool

CRL216H
Handle only

- Comfortable grip handle can be used with either tapered end or chisel end stick tool
- Provides more leverage for scraping
- Uses CRL220



CRL216
Tapered

CRL Plastic Stick Tool

CRL220
Chiselled

- A very popular tool with virtually limitless uses
- Ideal for tooling freshly applied sealants, pushing vinyl into window channels, mixing paint and setting or removing glass from rubber gaskets
- Made of special high strength, flexible plastic
- CRL216 tapered on both ends
- CRL220 tapered and chisel end on one tool
- Stick handle available, CRL216H









LRC35

CRL Nozzle Caps








- For capping tubes of sealant, caulk, wood glue, paint, etc
- Economical and reusable
- Reduces sealant waste
- Seal out air and dirt to preserve the quality of the remainder of the sealant
- 35 caps per package

Sealant Saver

Caulking Guns ▼

	CAT. NO.	DESCRIPTION
	ER3	<p>CRL Standard Smooth Rod Caulking Gun</p> <ul style="list-style-type: none"> • Thumb pressure release button • Perfect for low viscosity materials
	GA1202	<p>CRL Nylon Strap Frame Caulking Gun</p> <ul style="list-style-type: none"> • Smooth rod • Lightweight, yet durable
	GA1203	<p>CRL 12:1 Ratio Strap Frame Caulking Gun</p> <ul style="list-style-type: none"> • Holds standard caulking cartridges • Best choice for low to medium viscosity materials • Instant pressure release to prevent run-on
	GA1204	<p>CRL Metal Strap Frame Caulking Gun</p> <ul style="list-style-type: none"> • Smooth rod with thumb release • Popular strap frame design
	WG41004	<p>CRL Cox Chilton 12 to 1 Ratio Deluxe Strap Frame Caulking Gun</p> <ul style="list-style-type: none"> • Our most popular model • Holds standard caulking cartridges
	0744K	<p>CRL Skeleton Caulking Gun "Kennet"</p> <ul style="list-style-type: none"> • A low cost hand operated gun • For use with 310 ml cartridge

Best Seller

	CAT. NO.	DESCRIPTION
	GA1205	<p>CRL 381 mm Sausage and Cartridge Caulking Gun</p> <ul style="list-style-type: none"> • Converts for gunning sausage packs or cartridges • Includes plastic cone nozzle • Lightweight aluminium barrel
	WG410042T	<p>CRL Cox 26:1 Ratio Ascot Strap Frame Caulking Gun</p> <ul style="list-style-type: none"> • Effortless dispensing of high viscosity sealants • Case-hardened working parts with a contoured handle and trigger design to make this gun the ultimate for dispensing high viscosity sealants
	EZ1010	<p>CRL E.Z.D. Glazer De-Glazing Tool</p> <ul style="list-style-type: none"> • Aids in the de-glazing of glass installed with silicone, foam tapes, butyl tapes and other flexible materials • Blade lays flat on the glass and slides into the glazing pocket • Extremely simple-to-use
	EZ1022	<p>Screw-On Replacement Blade - New Style E.Z.D. Glazer Tool</p> <ul style="list-style-type: none"> • Replacement blade for EZ1010 De-Glazing tool
	EZ10G	<p>CRL E.Z.D. Glazer Tool Replacement Hand Guard</p> <ul style="list-style-type: none"> • Easy-to-replace broken or worn out guards • Protects user from cuts
	<p>WT2000 De-glazing tool</p> <p>WT2001 Right hand Replacement blade</p> <p>WT2002 Left Hand Replacement blade</p>	<p>CRL Window De-Glazing Tool</p> <ul style="list-style-type: none"> • Provides extra leverage to remove glass safely and easily • Extremely durable all-aluminium construction • Adaptable for right or left handed users
	FCR1	<p>CRL Face Cap Remover</p> <ul style="list-style-type: none"> • For lifting and setting plate glass • Helps prevent lifting related injuries • Aids in storefront window installation • Width: 273 mm

CAT. NO.

DESCRIPTION




EF14C 6.3 mm diameter
EF38C 9.5 mm diameter
EF12C 12.7 mm diameter
EF58C 16 mm diameter
EF34C 19 mm diameter
EF1C 25 mm diameter
EF114C 32 mm diameter

CRL Closed Cell Backer Rod

- Compatible with all cold-applied sealants
- Allows easy control of sealant application thickness
- Won't adhere to sealants; no bond breaker needed
- Becomes an integral part of the joint into which it is installed
- 30.5 m roll length



SBRR



CRL Backer Rod Roller

- Unique roller design that allows fast and easy installation of backer rod in joints from 6 mm to 25 mm
- Controls proper depth to ensure uniformity
- Lightweight aluminium handle



1044017 5 mm x 9.5 mm
1044018 6.3 mm x 9.5 mm
1044021 11 mm x 12.5 mm
1044022 8 mm x 12.5 mm
1044025 8 mm x 25.4 mm
1044026 19 mm x 25.4 mm

CRL Sticker-Tite Self Sealing Closed Cell Sponge Rubber

- Self-sealing closed cell sponge rubber with adhesive on one side
- Available in a variety of thicknesses and widths





98418X38BL Black 9.5 mm wide
98418X12BL Black 12.7 mm wide
98418X34BL Black 19 mm wide
98418X1BL Black 25 mm wide

CRL Double Sided Foam Glazing Tape

- Excellent adhesion to wood, vinyl (rigid PVC), aluminium, and glass
- Superior resistance to weathering, oxidation, and UV exposure
- Meets AAMA 810.1 certification
- Aggressive adhesive
- Service temperatures range from -40°C to 82°C
- Available in black, grey and white
- 3.2 mm thick, 30 m length

Setting Blocks & Shims ▼

	CAT. NO.	DESCRIPTION	
	KK201 100 mm x 20 mm x 1 mm White KK202 100 mm x 20 mm x 2 mm Blue KK203 100 mm x 20 mm x 3 mm Red KK204 100 mm x 20 mm x 4 mm Yellow KK205 100 mm x 20 mm x 5 mm Green KK206 100 mm x 20 mm x 6 mm Black	CRL Plastic Glazing Blocks • Colour coded for easy selection by size • Spacers • Polypropylene material is extremely durable • 1,000 of one size per box	
	KK221 100 mm x 22 mm x 1 mm White KK222 100 mm x 22 mm x 2 mm Blue KK223 100 mm x 22 mm x 3 mm Red KK224 100 mm x 22 mm x 4 mm Yellow KK225 100 mm x 22 mm x 5 mm Green KK226 100 mm x 22 mm x 6 mm Black		
	KK241 100 mm x 24 mm x 1 mm White KK242 100 mm x 24 mm x 2 mm Blue KK243 100 mm x 24 mm x 3 mm Red KK244 100 mm x 24 mm x 4 mm Yellow KK245 100 mm x 24 mm x 5 mm Green KK246 100 mm x 24 mm x 6 mm Black		
		KH802 80 mm x 8 mm x 2 mm Red KH803 80 mm x 8 mm x 3 mm Green KH804 80 mm x 8 mm x 4 mm Yellow KH805 80 mm x 8 mm x 5 mm Blue KH806 80 mm x 8 mm x 6 mm Black	CRL Wood Glazing Blocks • Spacer blocks of impregnated wood • 100 of one size per box
		KH202 80 mm x 20 mm x 2 mm Red KH203 80 mm x 20 mm x 3 mm Green KH204 80 mm x 20 mm x 4 mm Yellow KH205 80 mm x 20 mm x 5 mm Blue KH206 80 mm x 20 mm x 6 mm Black	
		KH221 80 mm x 22 mm x 1 mm Natural KH222 80 mm x 22 mm x 2 mm Red KH223 80 mm x 22 mm x 3 mm Green KH224 80 mm x 22 mm x 4 mm Yellow KH225 80 mm x 22 mm x 5 mm Blue KH226 80 mm x 22 mm x 6 mm Black	
		KH241 80 mm x 24 mm x 1 mm Natural KH242 80 mm x 24 mm x 2 mm Red KH243 80 mm x 24 mm x 3 mm Green KH244 80 mm x 24 mm x 4 mm Yellow KH245 80 mm x 24 mm x 5 mm Blue KH246 80 mm x 24 mm x 6 mm Black	
		KH302 80 mm x 30 mm x 2 mm Red KH303 80 mm x 30 mm x 3 mm Green KH304 80 mm x 30 mm x 4 mm Yellow KH305 80 mm x 30 mm x 5 mm Blue KH306 80 mm x 30 mm x 6 mm Black	

CAT. NO.

DESCRIPTION



SB586 25.4 mm x 12 mm x 10 mm

CRL Neoprene Setting Blocks

- The preferred method for centering and cushioning glass
- 80 durometer hardness
- Special sizes and hardness available
- 100, 1,000 or 5,000 per package

SB569 51 mm x 6 mm x 1.6 mm

SB568 51 mm x 6 mm x 3 mm

SB567 51 mm x 6 mm x 6 mm

SB560 51 mm x 10 mm x 3 mm

SB559 51 mm x 10 mm x 4.8 mm

SB566 51 mm x 10 mm x 6 mm

SB561 51 mm x 12 mm x 1.6 mm

SB562 51 mm x 12 mm x 3 mm

SB563 51 mm x 12 mm x 6 mm

SB564 51 mm x 12 mm x 10 mm

SB565 51 mm x 12 mm x 12 mm

SB534SP 51 mm x 19 mm x 1.6 mm

SB582 51 mm x 22 mm x 4.8 mm

SB587 51 mm x 25 mm x 1.6 mm

SB583 51 mm x 25 mm x 3 mm

SB584 51 mm x 25 mm x 6 mm

SB585 51 mm x 25 mm x 10 mm

SB596 102 mm x 6 mm x 1.6 mm

SB570 102 mm x 6 mm x 3 mm

SB572 102 mm x 10 mm x 6 mm

SB571 102 mm x 11 mm x 4.8 mm

SB578 102 mm x 12 mm x 1.6 mm

SB580 102 mm x 12 mm x 6 mm

SB581 102 mm x 12 mm x 12 mm

SB579 102 mm x 13 mm x 3 mm

SB573 102 mm x 16 mm x 6 mm

SB574 102 mm x 19 mm x 3 mm

SB575 102 mm x 19 mm x 6 mm

SB589 102 mm x 22 mm x 4.8 mm

SB588 102 mm x 22 mm x 6 mm

SB576 102 mm x 25 mm x 3 mm

SB577 102 mm x 25 mm x 6 mm

SB590 102 mm x 28.5 mm x 1.6 mm

SB591 102 mm x 28.5 mm x 3 mm

SB592 102 mm x 28.5 mm x 6 mm

SB593 102 mm x 28.5 mm x 10 mm

SB594 102 mm x 28.5 mm x 12 mm

SB595 102 mm x 28.5 mm x 16 mm



0737 3 mm Thick

0738 4 mm Thick

0739 5 mm Thick

CRL Setting Blocks

- Sold by the kilo
- Made of plastic
- 10 mm wide x 30 mm long

	CAT. NO.	DESCRIPTION
 <p>Best Seller</p>	<p>PSB040 1 mm x 6 mm x 50 mm PSB080 2 mm x 6 mm x 50 mm PSB125 3 mm x 6 mm x 50 mm PSB156 4 mm x 6 mm x 50 mm PSB250 6 mm x 6 mm x 50 mm PSB375 9 mm x 6 mm x 50 mm</p>	<p>CRL Clear Plastic Setting Blocks</p> <ul style="list-style-type: none"> • Barely visible blocks are great for use in shower installations • 80±5 durometer hardness • Widely used in frameless shower installations
	<p>BWCS8 Case of 288</p>	<p>CRL Plastic Shims</p> <ul style="list-style-type: none"> • New technology in tapered shims • Snaps four times easier and cleaner than traditional wood • 35% better load support than traditional wood
	<p>KRS16 1.6 mm x 89 mm KRS26 1.6 mm x 105 mm</p>	<p>CRL Shimstack Shims</p> <ul style="list-style-type: none"> • Adjustable in thickness and length with just a snap • Installation tab makes insertion easy • Individual shims snap off for the perfect thickness and length every time • Choose the desired thickness from 1.5 mm to 25.4 mm
	<p>PHS6 Blue 1.6 mm PHS8 Red 3.2 mm PHS4 Black 6 mm</p>	<p>CRL Plastic Horseshoe Shims 51 mm</p> <ul style="list-style-type: none"> • Colour coded for convenience • Simplifies all levelling requirements • Packed in convenient sleeves and tubs • Economical • Three standard lengths
	<p>PHS26 Blue 1.6 mm PHS28 Red 3.2 mm PHS24 Black 6 mm</p>	<p>CRL Plastic Horseshoe Shims 76 mm</p> <ul style="list-style-type: none"> • Colour coded for convenience • Simplifies all levelling requirements • Packed in convenient sleeves and tubs • Economical • Three standard lengths
	<p>PHS16 Blue 1.6 mm PHS18 Red 3.2 mm PHS14 Black 6 mm</p>	<p>CRL Plastic Horseshoe Shims 89 mm</p> <ul style="list-style-type: none"> • Colour coded for convenience • Simplifies all levelling requirements • Packed in convenient sleeves and tubs • Economical • Three standard lengths
	<p>AHS66 1.6 mm AHS68 3.2 mm AHS64 6.3 mm</p>	<p>Aluminium Horseshoe Shims 76 mm</p> <ul style="list-style-type: none"> • For use when installation of plastic shims is restricted by building codes • Won't compress under heavy aluminium base shoe • 6061-T6 aluminium alloy

Tapes ▼

	CAT. NO.	DESCRIPTION
 <p>71024G1</p> <p>71024R1</p>	<p>4.7 mm thickness, 12.7 mm width</p> <p>71024G1 Black / Bronze</p> <p>71024R1 Aluminium</p> <p>6 mm thickness, 12.7 mm width</p> <p>71029D1 Black Bronze</p> <p>71029G1 Aluminium</p>	<p>CRL Tremco® 440 Butyl Architectural Tape</p> <ul style="list-style-type: none"> • Superior weather resistance • 100% solids content • Forms a watertight seal to prevent water infiltration • Highly adhesive • Adaptable to many different types of glazing systems • 7.6 m roll length
	<p>Length 30.5 m, thickness 3 mm</p> <p>74418X14BL 6 mm width 74418X1BL 25 mm width</p> <p>74418X38BL 10 mm width 74418X112BL 38 mm width</p> <p>74418X12BL 12 mm width 74418X2BL 51 mm width</p> <p>74418X34BL 19 mm width</p> <p>Length 15.2 m, thickness 6.4 mm</p> <p>74814X12BL 12 mm width 74814X112BL 38 mm width</p> <p>74814X34BL 19 mm width 74814X2BL 51 mm width</p> <p>74814X1BL 25 mm width</p>	<p>CRL Black Single Sided Foam Glazing Tape</p> <ul style="list-style-type: none"> • Excellent adhesion to wood, vinyl (rigid PVC), aluminium, and glass • Superior resistance to weathering, oxidation, and UV exposure • Meets AAMA 810.1 certification • Aggressive adhesive • Service temperature range from -40°C to 82°C
	<p>3802 Clear</p>	<p>CRL Carton Sealing Tape</p> <ul style="list-style-type: none"> • Pressure-sensitive, premium grade polypropylene film • Extra sticky for ease of application • The high tensile strength will help keep packages together when subjected to even the most abusive handling
	<p>40312 12.7 mm 403112 38 mm</p> <p>40334 19 mm 4032 51 mm</p> <p>4031 25 mm 4033 76.2 mm</p>	<p>CRL Multi-Purpose Masking Tape</p> <ul style="list-style-type: none"> • Economical with hundreds of uses • Six convenient widths • High quality adhesive • 55 m roll length
	<p>V63W 6 mm wide x 3 mm thick</p> <p>V64W 6 mm wide x 4 mm thick</p> <p>V93W 9 mm wide x 3 mm thick</p> <p>V94W 9 mm wide x 4 mm thick</p> <p>V122W 12 mm wide x 25 mm thick</p> <p>V123W 12 mm wide x 3 mm thick</p> <p>V124W 12 mm wide x 4 mm thick</p> <p>V125W 12 mm wide x 5 mm thick</p>	<p>CRL Glazing Tape</p> <ul style="list-style-type: none"> • Self-adhesive polyethylene • White • Also available in black • Sold by the 2 m roll

Fast, strong and simple to use...



CRL Kwixset® Expanding Cement

Kwixset is a fast-setting, waterproof hydraulic expansion cement. It mixes with water, initially sets within 15 minutes, and within one hour sets stronger than concrete. Great for patching concrete and brick, and anchoring bolts, screws, balustrades, gates, fencing, railings and more.

Kwixset is not affected by standing water making it ideal for exterior use. It will not shrink, crack or dry out making it ideal to set railings, brackets and other fixtures.

CRL Kwixset Expanding Cement is a grey hydraulic type cement that expands as it sets, and is specially formulated to produce exceptional strength and bonding qualities. Kwixset pours into place smoothly when mixed with water. Sets within 15 to 20 minutes, and when fully cured develops compression strengths in excess of 8000 pounds per square inch.

- Suitable for exterior and interior applications
- Great for setting core mount stanchions for vertical posts
- Fast setting, will not shrink or crack when used as directed
- CRL recommends consulting with the glass fabricator prior to wet setting laminated tempered glass
- Easy to install



KWX25 11.3 kg

KWX50 22.7 kg

Best Seller



Mirror Products, Mastics & Adhesives

CRL offers a complete range of Mirror Products, Mastics and Adhesives all at fantastic prices.

We are the one-stop-shop for all your bathroom hardware needs.

CRL evergrip™ Adhesives ▼

CAT. NO.

DESCRIPTION

EG310

CRL eg310 evergrip™ Mirror Adhesive

- Extra fast grab mirror adhesive
 - Extra strong holding capacity
 - Fast curing, with skin formation in about five minutes
 - Adhesion to almost all surfaces
 - Low VOC, solvent free, low odour
 - 310 ml cartridge
 - Recommended to be used with CRL mirror mounting tapes- see page 39
- Please refer to instruction guidelines, see crlaurence.co.uk

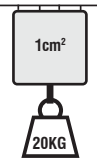


Best Seller

EG310ULTRA
White Colour

CRL eg310ULTRA Complete Adhesive

- MS polymer based
 - Super-fast bonding of mirrors, glass, wood, composite panels, and metal, to a range of substrates
 - Neutral curing and odourless
 - Cures with atmospheric moisture
 - Free of silicone and isocyanides
 - 1cm² has a 20 kg holding capacity
 - 290 ml cartridge
 - Recommended to be used with CRL mirror mounting tapes- see page 39
- Please refer to instruction guidelines, see crlaurence.co.uk



**Features Exceptionally High Levels
Of Adhesion And Instant Grab**

Mirror Adhesives and Mastics ▼

CAT. NO.	DESCRIPTION
 <p>EGMSF1X White Colour</p> <p>NEW</p>	<p>CRL MS Polymer Mirror Fix</p> <ul style="list-style-type: none">• High quality professional mirror and painted glass adhesive developed with MS Polymer hybrid technology• Adheres without the use of primer to most non-porous substrates• Free of isocyanates, solvents, silicones and plasticiser• No shrinkage• UV, water, weather and mould resistant• Mirrors should be mechanically supported while the adhesive is curing• 290 ml cartridge• 12 per case
 <p>GN100E Tan Colour</p>	<p>CRL Gunther Ultra/Bond Mastic</p> <ul style="list-style-type: none">• Fast permanent bond• Will compress to 0.8 mm for mirror overlays• Can build up to 19 mm for uneven surfaces• 299 ml cartridge
 <p>GN4</p>	<p>CRL Gunther Seal-Kwik Mirror Edge Sealant</p> <ul style="list-style-type: none">• Protects mirror edges from "black edge"• Easy application with sponge-dauber top• Built-in applicator top• Dries clear, and will not yellow or crack with age• 118 ml cartridge

Mirror Mounting Sets ▼



CAT. NO.

DESCRIPTION

- P19ED08**
0.8 m² Mirror Surface
- P19ED16**
1.6 m² Mirror Surface
- P19ED26**
2.6 m² Mirror Surface


CRL ED Series Mirror Mounting Set

- Press button mirror mounting set including eccentric discs, press buttons, mirror plates, self-adhesive pads, screws, and wall plugs
- Easy installation
- Fixings hidden from sight
- Suitable for mirror surfaces up to 0.8 m², 1.6 m², and 2.6 m²
- Suitable for wet rooms


Each set includes: P19ED08/P19ED16: 2 each eccentric discs, 2 each press buttons, 2 each mirror plates. P19ED26: 3 each eccentric discs, 2 each press buttons, 3 each mirror plates.



P19ED08



P19ED16




P19ED26

- P19EM08**
0.8 m² Mirror Surface
- P19EM16**
1.6 m² Mirror Surface
- P19EM26**
2.6 m² Mirror Surface


CRL EM Series Mirror Mounting Set

- Magnet mirror mounting set including eccentric discs, mirror-adhesive magnets, mirror plates, self-adhesive pads, screws, and wall plugs
- Easy installation
- Fixings hidden from sight
- Suitable for mirror surfaces up to 0.8 m², 1.6 m², and 2.6 m²
- Suitable for wet rooms


Each set includes: P19EM08/P19EM16: 2 each eccentric discs, 2 each mirror-adhesive magnets, 2 each mirror plates. P19EM26: 3 each eccentric discs, 2 each mirror-adhesive magnets, 3 each mirror plates.



P19EM08




P19EM16



P19EM26

CAT. NO.

DESCRIPTION




P19LD08

P19LD08
0.8 m² Mirror Surface
P19LD16
1.6 m² Mirror Surface
P19LD26
2.6 m² Mirror Surface


CRL LD Series Mirror Mounting Set

- Simple mirror mounting bracket set including press buttons, mounting brackets, mirror plates, self-adhesive pads, screws, washers, and wall plugs
- Easy installation
- Fixings hidden from sight
- Suitable for mirror surfaces up to 0.8 m², 1.6 m², and 2.6 m²
- Suitable for wet rooms

Each set includes: P19LD08/P19LD16: 2 each mounting brackets, 2 each mirror plates, 2 each press buttons. P19LD26: 3 each mounting brackets, 3 each mirror plates, 2 each press buttons.



P19LD1616



P19LD26



2MT24
610 mm
2MT36
915 mm
2MT48
1,220 mm

CRL White Woven Category II Mirror Backing

- Keeps glass fragments together should mirror accidentally break reducing the chance of personal injury
- Ready to use and easy-to-apply



100 m Roll
21051A 200 mm
21051 300 mm
21052 450 mm
21053 604 mm

250 m Roll
21056A 770 mm
21058B 650 mm
21058A 914 mm
21060A 1,220 mm

CRL Mirabac Polypropylene Mirror Backing

- Keeps glass fragments together should mirror accidentally break reducing the chance of personal injury
- Ready to use and easy-to-apply
- Tested to BS EN 12600
- 60 Micron

Tested to BS EN 12600



2108600
600 mm x 45 m
Standard - 30 Micron

2108600A
600 mm x 45 m
Premium - 40 Micron

2108750
750 mm x 45 m
Premium - 40 Micron

CRL Aluminium Tape with Liner

- Protects the back of the mirror against moisture ingress

CAT. NO.


DESCRIPTION

71529MP 150 mm x 290 mm
73025MP 300 mm x 250 mm
73081MP 300 mm x 810 mm
74045MP 400 mm x 450 mm
75053MP 500 mm x 530 mm
75077MP 500 mm x 770 mm
750105MP 500 mm x 1,050 mm
750149MP 500 mm x 1,490 mm
76029MP 600 mm x 290 mm
77089MP 700 mm x 890 mm
77097MP 700 mm x 970 mm
770105MP 700 mm x 1,050 mm
770109MP 700 mm x 1,090 mm
770121MP 700mm x 1,210 mm
770129MP 700 mm x 1,290 mm
770141MP 700 mm x 1,410 mm
770149MP 700 mm x 1,490 mm
770161MP 700 mm x 1,610 mm
770169MP 700 mm x 1,690 mm
770181MP 700 mm x 1,810 mm
770193MP 700 mm x 1,930 mm
770197MP 700 mm x 1,970 mm
770213MP 700 mm x 2,130 mm
770225MP 700 mm x 2,250 mm
770233MP 700 mm x 2,330 mm
770237MP 700 mm x 2,370 mm
770249MP 700 mm x 2,490 mm

CRL Heated Mirror Pads

- Prevents mirror misting
- Simple installation
- Applied to back of mirror
- Made in Europe
- 240 Volts

MORE SIZES THAN EVER BEFORE



High Performance



With over 100,000 square foot of storage space we are able to despatch your orders quicker than ever.

Orders are shipped daily from the CRL Warehouse via our trusted carriers. Orders are generally received next day. See our service and shipping information on page 201 or at www.crlaurence.co.uk

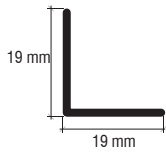
Mirror Fixings ▼

MORE FINISHES AVAILABLE

	CAT. NO.	DESCRIPTION
	<p>D645BA Bright Anodised D645A Satin Anodised D645P Polished D645GA Gold Anodised D645BGA Bright Gold Anodised D645BL Black D645BN Brushed Nickel D645W White D645BRZ Bronze D645DBA Dipped Bright Anodised</p>	<p>CRL Deep Nose Aluminium J-Bar for Mirror</p> <ul style="list-style-type: none"> • Punched and slotted for easier installation • 3.66 m stock lengths
	<p>D636BA Bright Anodised D636A Satin Anodised D636P Polished D636GA Gold Anodised D636BGA Bright Gold Anodised D636BL Black D636BN Brushed Nickel D636W White D636BRZ Bronze D636DBA Dipped Bright Anodised D636DBGA Dipped Bright Gold Anodised</p>	<p>CRL Standard Aluminium J-Bar for Mirror</p> <ul style="list-style-type: none"> • Punched and slotted for easier installation • 3.66 m stock lengths
	<p>S625BA Bright Anodised S625A Satin Anodised S625BGA Bright Gold Anodised S625BN Brushed Nickel</p>	<p>CRL 16 mm Flat Face Mirror Edge Moulding</p> <ul style="list-style-type: none"> • 3.66 m stock lengths
	<p>D1627BA Bright Anodised D1627A Satin Anodised D1627BGA Bright Gold Anodised D1627BL Black D1627BN Brushed Nickel D1627BRZ Bronze</p>	<p>CRL 13 mm Aluminium Angle Extrusion</p> <ul style="list-style-type: none"> • 3.66 m stock lengths

CAT. NO.

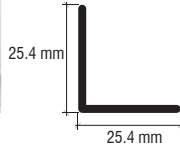
DESCRIPTION



D1628BA Bright Anodised
D1628A Satin Anodised
D1628GA Gold Anodised
D1628BGA Bright Gold Anodised
D1628BN Brushed Nickel
D1628BRZ Bronze

CRL 19 mm Aluminium Angle Extrusion

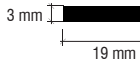
• 3.66 m stock lengths



D1634BA Bright Anodised
D1634A Satin Anodised
D1634BGA Bright Gold Anodised
D1634BN Brushed Nickel
D1634BRZ Bronze

CRL 25 mm Aluminium Angle Extrusion

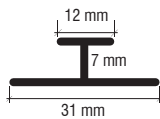
• 3.66 m stock lengths



DV2414BA
 Bright Anodised
DV2414A
 Satin Anodised

CRL Aluminium Flat Bar Extrusion

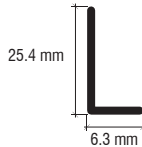
• 3.66 m stock lengths



D901BA Bright Anodised
D901A Satin Anodised
D901P Polished
D901BGA Bright Gold Anodised
D901BRZ Bronze

CRL Aluminium Divider Bar

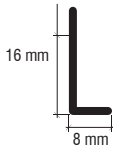
• 3.66 m stock lengths



L902BA Bright Anodised
L902A Satin Anodised
L902P Polished
L902BGA Bright Gold Anodised
L902BN Brushed Nickel
L902BRZ Bronze

CRL Deep Aluminium Face L-Bar Extrusion

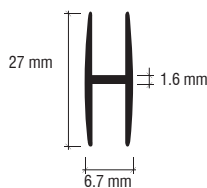
• 3.66 m stock lengths



L502BA Bright Anodised
L502A Satin Anodised
L502P Polished
L502GA Gold Anodised
L502BGA Bright Gold Anodised
L502BN Brushed Nickel
L502BRZ Bronze

CRL Aluminium Face L-Bar Extrusion

• 3.66 m stock lengths











H14A Satin Anodised
H14DU Duranodic Bronze

CRL H-Bar Channel

• For 6 mm thick glass
 • 3.66 m stock lengths

	CAT. NO.	DESCRIPTION
	CRL213234 19 mm wide	CRL 0.8 mm Thick White All-Purpose Foam Mounting Tape <ul style="list-style-type: none"> • Highly adhesive and flexible • Conforms to a wide variety of surfaces • Just peel and apply • Excellent for mirrors, glass, metals, plastics and other surfaces • Ideal for use in combination with mirror adhesive • 66 m length
	CRL211612 12.5 mm wide CRL211634 19 mm wide CRL21161 25 mm wide	CRL 1.6 mm Thick White All-Purpose Foam Mounting Tape <ul style="list-style-type: none"> • Highly adhesive and flexible • Conforms to a wide variety of surfaces • Just peel and apply • Excellent for mirrors, glass, metals, plastics and other surfaces • Ideal for use in combination with mirror adhesive • 33 m length
	CRL210812 12.5 mm wide CRL210834 19 mm wide CRL21081 25 mm wide	CRL 3 mm Thick White All-Purpose Foam Mounting Tape <ul style="list-style-type: none"> • Highly adhesive and flexible • Conforms to a wide variety of surfaces • Just peel and apply • Excellent for mirrors, glass, metals, plastics and other surfaces • Ideal for use in combination with mirror adhesive • 33 m length
	ATO201436 Thickness: 0.5 mm ATO401436 Thickness: 1 mm	CRL Transparent Acrylic Hi-Bond Adhesive Tape <ul style="list-style-type: none"> • Speciality tapes for the fabrication of shower enclosures • Excellent for use with clear polycarbonates, seals, and wipes • Instant pressure sensitive bonding; full strength in 72 hours • Transparent water clear colour choice • 6 mm width, 11 m length • 36 rolls per case
	655 Set of 4 Clips 50655B Bulk carton of 50 sets	CRL E-Z Mount Mirror Clip Sets <ul style="list-style-type: none"> • Our best-selling mirror clip sets are the fast and secure way to hang mirrors • Made of nickel plated steel • Upper clips - have unique, spring loaded flanges. Just expand the clips during installation, it's quick and easy! • Lower clips - always remain stationary and have a 7.9 mm channel space. These clips are not spring-loaded, and are designed to carry the mirror's weight • For 4 mm and 6 mm glass
	1627A 4 mm - 10 Packs of 4 Clips 1627C 4 mm - 10 Packs of 6 Clips 1627 6 mm - 10 Packs of 4 Clips 1627B 6 mm - 10 Packs of 6 Clips	CRL Chrome Clips for Mirrors <ul style="list-style-type: none"> • Chrome material • 1627 & 1627A include 2 Top and 2 Bottom Clips • 1627B & 1627C include 2 Fixed - 4 Sliding Clips • 4 mm and 6 mm sizes available
	350L38 For 10 mm mirrors 350L12 For 12 mm mirrors	CRL Felt-Lined Clip for Mirrors <ul style="list-style-type: none"> • Felt lined to prevent chipping • 20 gauge steel • Nickel plated

	CAT. NO.	DESCRIPTION
	8W	<p>CRL Felt-Lined Metal 'L' Clip for Mirrors</p> <ul style="list-style-type: none"> • Felt lined to prevent chipping • 16 gauge steel • Length: 19 mm • Nickel plated
	<p>MC02CH Chrome MC02BN Brushed Nickel</p>	<p>CRL Round Mirror Clip Set</p> <ul style="list-style-type: none"> • Supplied with 8 mm x 32 mm wood screws and anchors • 19 mm diameter clips for use with 6 mm mirror • 4 clips per set
	16351	<p>CRL Klick-Klack Clips</p> <ul style="list-style-type: none"> • Superbly moulded, all plastic mirror fixing system • Supplied as a set of 4 clips, comprising 2 slide locking top clips and 2 strong base clips • For 3 mm to 6 mm glass
	EUFMZ	<p>CRL European Flush Mount Bracket</p> <ul style="list-style-type: none"> • Interlocking brackets to create a lift off mounting • 37 mm x 35 mm • Zinc plated • 100 per Pack (50 Pairs) • Fixing screws not included
	<p>SDB18 3 mm hole size SDB316 4.7 mm hole size SDB14 6 mm hole size SDB38 10 mm hole size</p>	<p>CRL Super Tip Drill Bit</p> <ul style="list-style-type: none"> • Especially suited for drilling granite, marble, and tile • Designed for hammer or rotary drills only
	1414	<p>CRL Vinyl Protective Sleeve for Screws</p> <ul style="list-style-type: none"> • Protects screw holes in mirror from damage • Prevents mirror edges from chipping • Black in colour
	<p>1630 19 mm 1630A 25 mm 1631 32 mm 1631A 38 mm 1631A1 50 mm 1632 Grommet</p>	<p>CRL Chrome Plated Dome Heads No 8 Gauge</p> <ul style="list-style-type: none"> • Chrome finish, steel construction • Sold per pack of 200 <p>Mirror spacer grommet black rubber top hat type to take no. 8 Gauge screws</p>
	<p>PLXR13 330 mm diameter PLXR18 457 mm diameter PLXR26 660 mm diameter PLXR30 762 mm diameter PLXR36 915 mm diameter PLXR48 1,220 mm diameter</p>	<p>CRL Circular Heavy-Duty Clear Plexiglas Convex Mirror</p> <ul style="list-style-type: none"> • Improves safety and reduces accidents • Discourages shoplifting • For indoor or outdoor use • Includes edge trim to protect mirror • 160 degree wide angle viewing • Arm included



For the Perfect Finish...





CRL Glass and Mirror Cleaner

- A long time favourite of the glass industry
- Pleasant aroma
- 12 cans per case
- May be purchased with your label on can (Cat. No. 1702L).
- Non-smear fast acting
- Spray on wipe off brilliant finish

EB1701 660 ml can

EB1701T 1 litre spray bottle

Best Seller

	CAT. NO.	DESCRIPTION
	1702L	<p>CRL Own Label Glass Cleaner</p> <ul style="list-style-type: none"> • An easy way to promote your company • Non-smear, fast acting • Spray-on wipe-off, brilliant finish • 660 ml can • Call to discuss your requirements
	<p>1705 5 litres</p> <p>1706 25 litres</p> <p>1708 Dispenser bottle</p>	<p>CRL Glass-Brite Concentrated Liquid Glass Cleaner</p> <ul style="list-style-type: none"> • Glass-brite concentrated liquid glass cleaner for hand use or trigger sprays <p>CRL Hand Trigger Spray Dispenser Bottle</p> <ul style="list-style-type: none"> • The easiest and most economical way to use concentrated glass cleaner and other dispensable liquids
	EUCRL7528	<p>CRL Cleaner and Degreaser</p> <ul style="list-style-type: none"> • Contains no ozone depleting chemicals • Evaporates quickly • Cleans surfaces for UV adhesives • Removes all traces of grease and oils and leaves no residue • Big 660 ml cans
	WSR1	<p>CRL Bio-Clean Water Stain Remover</p> <ul style="list-style-type: none"> • Effectively removes water and mineral stains, lime scale, calcium, soap scum, oxidation, rust, tree sap, paint overspray, mould, tarnish, salt spray, and mildew from glass and other surfaces • Works great on: shower doors, windows, glass surfaces, tile, fiberglass, windshields, chrome, porcelain, Corian®, anodised brass and aluminium, stainless steel, and hard vinyl • Removes stage one corrosion quickly
	DB21	<p>CRL Plastic Spray Dispenser Bottle</p> <ul style="list-style-type: none"> • Ideal for applying CRL diamond tool coolant to drills to keep them cool • Easy-pull trigger • High-volume output • Lasts longer than regular sprayers • Adjustable flow nozzle

PROMOTE YOUR BUSINESS -
All we need is your company logo

CAT. NO.

DESCRIPTION



BX15
1 Box
1550
6 Boxes

Best Seller

CRL Lint Free Glass Wipes

- Strong, four-ply white paper wipes are virtually lint-free
- Reinforced nylon scrim in both directions so they work great wet or dry
- Six of these pop-up boxes are in each case of 1550
- Convenient pop-up dispenser box



26503

CRL Papertowels, 2-ply, Blue

- Extremely absorbent and lint free
- 1,000 sheets per roll, 36 cm x 21.5 cm
- Pack of 2 rolls



1714A

CRL Monster Roll White 2-ply Industrial Wipes

- Sold per roll of 875 wipes
- 270 mm x 350 mm wipe size
- Perforated for easy tear-off



MFW12

CRL Micro Fibre Wipes

- Streak free cleaning on windows and mirrors
- Washable up to 500 times
- 406 mm x 406 mm size
- Packed two per poly bag with a hanger hook so you can also offer them for resale to your customers



Z100 Extra Fine

Z200 Fine

Z300 Medium

Z400 Coarse

CRL Steel Wool

- Comes in four high quality grades from extra fine to coarse
- Also includes a handy chart to show which grade is best for every cleaning job
- Packed in economical packs of 16 pads per pack

New generation surface protection



Hydrophobic Surface Protection System for Glass

CRL brings to the market a new surface protection system specifically designed to protect both Glass and Stainless Steel. 6K by CRL is a two-step surface protection treatment with a 3 year protection lifespan.

Features

- Two Stage Process
- Nano-Technology
- 3 Year Protection Lifespan
- Non-Toxic
- UV Stable
- Conforms to EN 45001
- Abrasion Resistance
- Long Lasting Coverage



Treated with 6K

Ideal for Shower Screens

Cleaning and Surface Protection

Benefits of 6K



2 stage process



Non irritant



UV stable for long life



Large coverage



Abrasion resistant



Hydrophobic protection



Permanent bond

CAT. NO.

DESCRIPTION



STAGE ONE
PRE-CLEAN

PC6010 100 ml
PC6025 250 ml
PC6050 500 ml
PC6100 1 Litre

CRL 6K Hydrophobic Surface Protection System for Glass and Stainless Steel

- Stage one - Pre-clean
- Non-irritant
- UV stable for long life
- Abrasion resistant
- Hydrophobic protection
- Recommended for use with Pre-Clean Cloth (red)



STAGE TWO
PROTECT

6K6010 100 ml
6K6025 250 ml
6K6050 500 ml
6K6100 1 Litre

CRL 6K Hydrophobic Surface Protection System for Glass and Stainless Steel

- Stage two - Protect
- Non-irritant
- UV stable for long life
- Abrasion resistant
- Hydrophobic protection
- Recommended for use with Protect Cloth (blue)



PCCLOTH
Red - Pre clean

CRL Pre-Clean Cloth for the 6K Hydrophobic Surface Protection System

- To be used with CRL6K Pre-clean products



6KCLOTH
Blue - Protect

CRL Protect Cloth for the 6K Hydrophobic Surface Protection System

- To be used with CRL6K Protect products



AC6050
500 ml

CRL 6K Aftercare Glass Cleaner

- Non-silicone based glass cleaner
- Leaves glass clear and smear-free
- Ideal for shower screens

Cleaning and Surface Protection

Benefits of Easi-Clean



2 stage process



Non irritant



UV stable for long life



Large coverage



Abrasion resistant



Hydrophobic protection



Permanent bond

CAT. NO.

DESCRIPTION



STAGE ONE
DEEP CLEAN

Protect sandblasted surfaces from grease

ECSBDC660 660 ml

CRL Easi-Clean Deep Cleaner for Sandblasted Glass

- Stage one – Deep Clean
- Thoroughly cleans sandblasted glass for the protection stage
- Ideal for sandblasted glass
- Recommended for use with the CRL Deep cleaning cloth (yellow)
- Dries streak-free



STAGE TWO
PROTECT

Protect sandblasted surfaces from grease

ECSBP100 1 Litre
ECSBP050 500 ml

CRL Easi-Clean Glass Protector for Sandblasted Glass

- Stage two – Protect
- 3 year protection lifespan
- Ideal for sandblasted glass
- Nano-technology
- Long lasting – wide coverage



ECSBDCCLOTH
Yellow – Deep clean

CRL Deep Clean Cloth for the Easi-Clean Surface Protection System for Sandblasted Glass

- To be used with ECSBDC660 Deep Clean



ECSBPCLOTH
Green – Protect

CRL Protect Cloth for the Easi-Clean Surface Protection System for Sandblasted Glass

- To be used with ECSBP100 & ECSBP050 Protect



UNTREATED GLASS

Water does not "bead" on glass. Dirt sticks to water that dries on the glass and leaves stains.



TREATED GLASS

Water "beads" up on sealed, polished glass and easily runs off, taking any dirt with it.

TPC16
475 ml

TPC5GL
18.93 litres

CRL TPC Surface Protector

- Transparent polymer coating
- Water, soil, and stain repellent
- Protects glass and many other surfaces
- Clear coating guards against the adhesion and build-up of dirt, grime, mould, mildew, rust and mineral deposits
- Suitable for clear and sandblasted glass surfaces

Squeegees ▼

SQUEEGEES WORK BETTER WITH CRL 6K



CAT. NO.

DESCRIPTION

17600

CRL Chrome Deluxe Shower Squeegee

- Includes vacuum cup hook that requires no drilling
- Chrome handle with 254 mm wide grey blade



Best Seller

SQWC1 White / Chrome

CRL Superior Squeegee with Chrome Cap

SQBC1 Black / Chrome

- Wipes water spots from glass, tile and marble surfaces
- 254 mm blade in a 203 mm handle



SP408

CRL Rubber Squeegee

203 mm

- Thick rubber blade
- Sturdy steel handle

SP412

305 mm

- Ideal for removing excess moisture and bubbles from window film



26573

CRL Replacement Wiper Blade

- Rubber blade
- 350 mm long blade



CCS1

CRL Crystal Clear Squeegee

- Crystal clear appearance blends beautifully with glass
- Helps prevent accumulation of mildew, and eliminates water spots when used after each shower
- Includes strong suction cup holder for handy storage
- Stainless steel blade holder with 254 mm rubber blade





Glazing Accessories

At CRL, we offer over 50,000 products, our range of core glazing accessories provide excellent value for your business needs.

Our range includes putty knives, razor blades and cutting knives as well as a wide range of glazing accessories. We are the one-stop-shop for all your glazing tool needs.

Knives ▼

CAT. NO.

DESCRIPTION

HW033 38 mm flexible
HW034 51 mm flexible
HW035 76 mm flexible
HW036 102 mm flexible

CRL Putty Knives
 • Large soft-grip handle
 • Flexible or stiff high carbon steel blade
 • Several blade widths to choose from



HW048

CRL 8-In-1 Painter's Tool
 • Multi purpose tool
 • Comfort grip handle
 • 232 mm long



0714

Lead Putty Knife
 • Forged steel blade
 • 210 mm long



Best Seller

23601

Stiff Putty Knife
 • Stiff blade
 • Continuous blade
 • 205 mm long



2360328

Stiff Putty Knife
 • Continuous blade
 • 205 mm long










4203

CRL Red Devil® 38 mm Stiff Knife
 • Solvent-resistant black nylon handle
 • High-carbon steel blade



Glazing Accessories

	CAT. NO.	DESCRIPTION
	2CH114	CRL Russell® 32 mm Putty Chisel <ul style="list-style-type: none"> • Quality high grade steel chisel • Laminated wood handle
	4231	CRL Red Devil® 32 mm Putty Chisel <ul style="list-style-type: none"> • Precision beveled chisel edge • Heavy-duty steel blade
	4243	CRL Red Devil® 32 mm Bent Knife <ul style="list-style-type: none"> • Solvent-resistant black nylon handle • High carbon steel blade
	0702	CRL Putty Knife <ul style="list-style-type: none"> • High quality putty knife • 110 mm long
	0704	CRL 310 Putty Knife Chisel <ul style="list-style-type: none"> • Made from high-grade carbon steel for strength and longevity • 210 mm long
	0705	CRL 3130 Hacking Knife <ul style="list-style-type: none"> • Extra-strong carbon steel blade • Heavy-duty triple rivet leather handle
	40210	CRL Hyde Hacking Knife <ul style="list-style-type: none"> • Carbon steel blade • Comfortable oak leather handle

Cutting Knives ▼

CAT. NO.	DESCRIPTION
 L2K	CRL Olfa® Heavy-Duty Retractable Blade Knife <ul style="list-style-type: none">• All-purpose knife• Comfortable rubber grip• Locking thumb screw to adjust blade length• Uses replacement blades LB10B, LB50B and LS0L
 H1K	CRL Olfa® Super Heavy-Duty Retractable Blade Knife <ul style="list-style-type: none">• Comfortable rubber grip• Large 25.4 mm wide blade
 82L	CRL Heavy-Duty Retractable Blade Utility Knife <ul style="list-style-type: none">• Safety orange colour• Industrial quality• Supplied with three blades
 99	CRL Stanley® Heavy-Duty Retractable Blade Utility Knife <ul style="list-style-type: none">• Industrial quality• Retractable blade• Features a five-position slide and heavy-duty metal body

Replacement Cutting Knife Blades ▼

CAT. NO.	DESCRIPTION
14171	<p>CRL Stanley® Type Utility Knife Blades</p> <ul style="list-style-type: none"> • Fits CRL heavy-duty retractable blade knife 99 • Sold per box of 100
1992C	<p>CRL Heavy-Duty Utility Knife Blades</p> <ul style="list-style-type: none"> • Our best selling utility blades • Heavy-duty 0.6 mm thickness • Handy slide-out dispenser of 100
LB50B	<p>CRL Replacement Breakaway Blades</p> <ul style="list-style-type: none"> • Blades fit CRL Olfa® heavy-duty retractable blade knife L2K • Width: 18 mm • Pack quantity 50
HB5B	<p>CRL Super Heavy-Duty Breakaway Blades</p> <ul style="list-style-type: none"> • Blades fit CRL retractable knives and other similar brands • For use with HIK knife • Large 25 mm wide blade • 5 Blades per pack





There are even more products online...




At CRL we offer over 50,000 products, if you can't find what you're looking for in this brochure visit our website at www.crlaurence.co.uk or call us on **00 800 0421 6144**.

Razor Blades & Accessories ▼

	CAT. NO.	DESCRIPTION
	<p>51S</p> <p>Best Seller</p>	<p>CRL Single Edge Razor Blades</p> <ul style="list-style-type: none"> • Our most popular single edge blade • Precision honed, surgical steel edges • Individually wrapped to protect the edge • Multiple uses • 100 per box
	<p>1409</p>	<p>CRL Single Edge Razor Blades</p> <ul style="list-style-type: none"> • Compatible with 3223 holder and scraper • Deliver durability along with an exact quality cut • Each blade is individually wrapped to protect the edge • 100 per box
	<p>117200</p>	<p>CRL Razor Blade Knife</p> <ul style="list-style-type: none"> • Compatible with our Cat. No. 51S & 1409 single edge razor blades • Easy way to handle single edge razor blades
	<p>KKB12</p> <p>Ideal for use with CAT. NO. 3223</p>	<p>CRL Heavy Duty Industrial Blades</p> <ul style="list-style-type: none"> • Compatible with our 3223 holder and scraper • Single edge blades with side notches • For use in paint scrapers and mat cutters • 100 per box
	<p>3223</p>	<p>CRL Razor Blade Holder and Window Scraper</p> <ul style="list-style-type: none"> • Compatible with our Cat. No. 51S & 1409 single edge razor blades • Safely holds all single edge metal razor blades • Simple thumb slide to safely conceal blade when not in use

	CAT. NO.	DESCRIPTION
	RS65	CRL Razor Blade Holder and Scraper <ul style="list-style-type: none"> • Compatible with 51S and KKB12 razor blades • Safely holds single edge metal razor blades • Comfortable handle for a sure grip
	1419	CRL Red Devil Safety Scraper <ul style="list-style-type: none"> • For use with 51S single edge razor blades

Push Points & Drivers ▼

	CAT. NO.	DESCRIPTION
	30 Retail display of 12 packages 31B 0.45 kg bulk container	CRL Push Points <ul style="list-style-type: none"> • Our most popular push points • Packaged in convenient display boxes for over-the-counter sales • Available in bulk, packages, or retail carded
	PD9	CRL PD9 Diamond Point Driver <ul style="list-style-type: none"> • All metal design • Drives 8 mm no.1 points • Adjustable strike force
	1P Pack of 5,000 1B Box of 45,000	CRL 8 mm Universal Diamond Points <ul style="list-style-type: none"> • Stacked points are available in two package quantities • Works with our PD9 driver

CAT. NO.

DESCRIPTION



FM075

CRL Fletcher Frame Master® Point Driver

- Quick loading reversible point magazine
- Uses 9.5 mm or 16 mm points
- Adjustable strike force

FT898

9.5 mm

FT895

16 mm

CRL Frame Master® Points

- Exclusively for the Frame Master® point driver
- Wax-free for a strong hold









For use with
CAT. NO. FM075

C.R. Laurence is a full service provider of architectural metals, glass fittings, and professional-grade glazing supplies.

- Over 50,000 products available
- With over 100,000 square foot of storage space we are able to despatch your orders quicker than ever
- Specialist advice from our in-house technical team
- CRL's guarantee of quality products across our range



General Accessories ▼

	CAT. NO.	DESCRIPTION
	0220	<p>CRL Lightweight Glazier's Hammer</p> <ul style="list-style-type: none"> • Ideal for glazing and picture framing • Forged steel hardened and fully polished head with stabilizing supports • 295 mm lacquered ashwood handle • Overall length: 310 mm
	PGL11	<p>CRL Plate Glass Lifting Tool</p> <ul style="list-style-type: none"> • For lifting and setting plate glass • Helps prevent lifting related injuries • Aids in storefront window installation • Width: 273 mm <p>Ideal for the CRL DUC Profile</p>
	0735	<p>CRL Block Lever Plastic Head</p> <ul style="list-style-type: none"> • Handy tool for all glazing jobs • Strong wooden handle with hard-wearing plastic head
	FCR1	<p>CRL Face Cap Remover</p> <ul style="list-style-type: none"> • For lifting and setting plate glass • Helps prevent lifting related injuries • Aids in storefront window installation • Width: 273mm
	0741	<p>CRL Glazing Shovel All Plastic</p> <ul style="list-style-type: none"> • Lever action • Plastic • Sold individually <p>Best Seller</p>
	0736	<p>CRL Block Lever All Wood</p> <ul style="list-style-type: none"> • Handy tool for all glazing jobs • Wood

CAT. NO.

DESCRIPTION



KWX25 11.3 kg
KWX50 22.7 kg



Best Seller

CRL Kwixset® Expanding Cement

- Suitable for exterior and interior applications
- Great for setting core mount stanchions for vertical posts
- Fast setting, will not shrink or crack when used as directed
- CRL recommends consulting with the glass fabricator prior to wet setting laminated tempered glass
- Easy to install



VR04
279 mm
VR17
432 mm

CRL Standard Vinyl Roller Tool

- Ideal for inserting all types of flat spline and roll-in gaskets
- Made from solid aluminium with a hard coat anodised finish
- Knurl diamond grip and a ball bearing wheel



VR10

CRL 280 mm Blue Handle Vinyl Roller Tool

- Aids in the insertion of glazing vinyls and gaskets in window assemblies and heavy aluminium base shoe
- Knurl diamond grip and a ball bearing wheel



S5403

CRL Glass Cutter and Pencil Pouch

- Made from top-quality leather
- Handy accessory for everyday work
- Includes a strap for your tape measure or pliers



4050

CRL Scrape 'N' Pry Bar

- Multi-purpose tools made of hardened, tempered steel
- Chisel ground edges



1M
1 lb
2M
2 lb

CRL Rubber Mallet

- Ideal for auto channel installations
- Available in 1 or 2 pound weights

Online Ordering



The easiest way to shop at CR Laurence

At crlaurence.co.uk you have 24/7 access to thousands of quality products all just a few clicks away.

With instant access to pricing, stock availability and account information, ordering from CR Laurence has never been easier.

Our home page is regularly updated with the latest offers and newest products so you have the most up to date information at your fingertips.

It's easy to sign up for access to crlaurence.co.uk but if you do need any assistance please call CRL Customer Services on 00 800 04216144.



Search our product database



Check pricing









Check stock availability



Order 24/7 at crlaurence.co.uk

Window Ventilators ▼

	CAT. NO.	DESCRIPTION
	1801	<p>CRL Vent-A-Matic 121 mm Glass Aperture without Shutters 101</p> <ul style="list-style-type: none"> • Stormguard recommended Cat. No. 1801SG • Ideal for use in kitchens and bathrooms • Non electric window ventilator • Clear • No shutters • Aperture size 121 mm • Performance size 5,093 mm²
	1801SG	<p>CRL Vent-A-Matic Stormguard SG5</p> <ul style="list-style-type: none"> • For use with Cat. No. 1801 & Cat. No. 1802 • Clear
	1802	<p>CRL Vent-A-Matic with Shutters</p> <ul style="list-style-type: none"> • Ideal for use in kitchens and bathrooms • Non electric window ventilator • Clear • Control operated by a pull cord • Aperture size 121 mm • Performance size 5,093 mm²
	1802S	<p>CRL Vent-a-Matic with Shutters and StormGuard C102S</p> <ul style="list-style-type: none"> • Ideal for use in kitchens and bathrooms • Non electric window ventilator • Clear • Control operated by a pull cord • Aperture size 121 mm • Performance size 5,093 mm²
	1805	<p>CRL Vent-A-Matic 162 mm Glass Aperture without Shutters 105</p> <ul style="list-style-type: none"> • Ideal for use in kitchens and bathrooms • Non electric window ventilator • Clear • No shutters • Aperture size 162 mm • Performance size 9,000 mm²
	1806	<p>CRL Vent-A-Matic 162 mm Glass Aperture with Shutters 106</p> <ul style="list-style-type: none"> • Ideal for use in kitchens and bathrooms • Non electric window ventilator • Clear • Control operated by a pull cord • Aperture size 162 mm • Performance size 9,000 mm²

CAT. NO.	DESCRIPTION
	<p>1806S</p> <p>CRL Vent-a-Matic 162 mm Glass Aperture with Shutters and StormGuard C106S</p> <ul style="list-style-type: none"> • This model comes complete with stormguard for exposed situations • Ideal for use in kitchens and bathrooms • Non electric window ventilator • Clear • Control operated by a pull cord • Aperture size 162 mm • Performance size 9,000 mm²
	<p>1807L</p> <p>CRL Vent-A-Matic Slimline 162 mm Glass Aperture with Shutters RXL</p> <ul style="list-style-type: none"> • Designed for sash or sliding windows • Non electric window ventilator • Clear • Control operated by a pull cord • Aperture size 162 mm • Performance size 9,000 mm²
	<p>1808</p> <p>CRL Vent-A-Matic 162 mm Glass Aperture Static with StormGuard JG</p> <ul style="list-style-type: none"> • This model comes complete with stormguard for exposed situations • Gas ventilator continuous air flow • Square louvered design • Clear • Static ventilator • Aperture size 162 mm • Performance size 9,000 mm²
	<p>1809L</p> <p>CRL Vent-A-Matic 219 mm Glass Aperture with Shutters SXL</p> <ul style="list-style-type: none"> • Stormguard recommended Cat. No. 1809SG • Combats condensation • For larger rooms; offices and hospitals • Non electric window ventilator • Clear • Control operated by a pull cord • Aperture size 219 mm • Performance size 16,741 mm²
	<p>1809SG</p> <p>CRL Vent-A-Matic Stormguard SG8</p> <ul style="list-style-type: none"> • For use with Cat. No. 1809L • Clear
	<p>1810PBS</p> <p>CRL Vent-A-Matic 159 mm Glass Aperture Static with Stormguard PBS</p> <ul style="list-style-type: none"> • This model comes complete with stormguard for exposed situations • Gas ventilator • Fits sash or sliding windows • Non electric window ventilator • Clear • Static ventilator • Aperture size 159 mm • Performance size 10,322 mm²

CAT. NO.

DESCRIPTION



18110

CRL Vent-A-Matic 159 mm Glass Aperture Static with Stormguard DGS/PBS

- This model comes complete with stormguard for exposed situations
- Gas ventilator
- Fits any circular hole 160 mm to 200 mm
- Non electric window ventilator
- Clear
- Static ventilator
- Aperture size 159 mm
- Performance size 10,322 mm²



Best Seller

1812B

CRL Vent-A-Matic 162 mm Glass Aperture with StormGuard DGS106

- This model comes complete with StormGuard for exposed situations
- Controllable ventilator
- Hermetically sealed unit
- Non electric window ventilator
- Clear
- Control operated by a pull cord
- Aperture size 162 mm
- Performance size 9,000 mm²

Suitable for double glazing up to 32 mm thick



1813B

CRL Vent-A-Matic 162 mm Glass Aperture Static with StormGuard DGS/JG

- This model comes complete with StormGuard for exposed situations
- Controllable ventilator
- Non electric window ventilator
- Clear
- Static ventilator
- Aperture size 162 mm
- Performance size 7,096 mm²

Suitable for double glazing up to 32 mm thick



1814

CRL Vent-A-Matic Aperture Adaptors

- CRL Vent-A-Matic aperture adaptors enable the Cat. No. 1805, Cat. No. 1806 and Cat. No. 1807L to be fitted into existing apertures of 180 mm-188 mm
- Clear



1810PB

Vent-A-Matic PB 165 mm Glass Aperture Static Clear

- CRL Vent-A-Matic 164 mm glass aperture static PB
- Great value double louvered model
- Ideal for use in kitchens and bathrooms
- Non electric window ventilator
- Clear
- Static ventilator
- Aperture size 164 mm
- Performance size 9,677 mm²

CAT. NO.

DESCRIPTION



S239AR

Glass fabrication: 254 mm
 Size:
 L: 330 mm
 H: 330 mm
 Interior: 141 mm
 Exterior: 30 mm

Smart Window Fan - White

- Loading and depressurising window fan
- For single and double glazing
- Quick and easy installation and maintenance
- Low noise through the ball bearing motor
- 220 - 240 Volts with a flow rate of 750 m³/h



V208M

Glass fabrication: 225 mm
 Size:
 L: 280 mm
 H: 280 mm
 Interior: 94 mm
 Exterior: 30 mm

Window Fan 20/8M - White

- Depressurising window fan ONLY
- For single and double glazing
- Quick and easy installation and maintenance
- 220 - 240 Volts with a manual flow rate of 450 m³/h



V208AR

Glass fabrication: 225 mm
 Size:
 L: 330 mm
 H: 330 mm
 Interior: 94 mm
 Exterior: 30 mm

Window Fan 20/8AR - White

- Loading and depressurising window fan
- For single and double glazing
- Quick and easy installation and maintenance
- 220 - 240 Volts with a manual flow rate of 450 m³/h



VENT10

Glass fabrication: 135 mm
 Size:
 L: 154 mm
 H: 154 mm
 Interior: 77 mm
 Exterior: 29 mm

CRL Ventimatic 10

- Loading and depressurising window fan
- For single- and double glazing
- 220 - 240 Volts with flow rate of 100 m³/h
- For insulating glass, also order Cat. No. DG1012







VENT15

Glass fabrication: 195 mm
 Size:
 L: 210 mm
 H: 210 mm
 Interior: 99 mm
 Exterior: 29 mm

CRL Ventimatic 15

- Loading and depressurising window fan
- For single- and double glazing
- 220 - 240 Volts with a flow rate of 155 m³/h
- For insulating glass, also order Cat. No. DG1012

Measuring Equipment ▼

	CAT. NO.	DESCRIPTION
	54829	CRL Fractional/Metric Tape Measure <ul style="list-style-type: none">• Self-locking professional quality blade• Tape reads in vertical orientation on back side of blade• Carpenter's two-colour blade markings down to 0.8 mm• Blade width: 25 mm• Blade length: 4.8 m
	0426	CRL Stanley® Tape Measure <ul style="list-style-type: none">• Metric and imperial• Blade locking mechanism• Blade width: 13 mm• Blade length: 3 m
	0427S	CRL Stanley® Powerlock Metal Case Tape Measure <ul style="list-style-type: none">• Sturdy metal casing• Metric and imperial• Blade width: 19 mm• Blade length: 5 m
	SBM5	CRL Stanley® FATMAX <ul style="list-style-type: none">• 3 rivet hook for accurate measurement• Metric• Blade width: 32 mm• Blade length: 5 m

Glass Measuring and Detecting

	CAT. NO.	DESCRIPTION
	<p>543TR1 1,300 mm x 2,400 mm</p> <p>543ATR1 680 mm x 3,800 mm</p>	<p>CRL Corex Templating Sheets</p> <ul style="list-style-type: none"> • Inexpensive and durable, Corex sheets are ideal for templating, and are a fabricator's favourite • Minimum order 10 sheets • Corex 400 g/M² • 3 mm thickness
<p>Practical, Lightweight, Durable</p>		<p>0471A</p> <p>CRL Fleximeter</p> <ul style="list-style-type: none"> • For easy measuring of all types of door and window units • Sturdy metal construction
	<p>0471B</p>	<p>CRL Glass Gauge Pro</p> <ul style="list-style-type: none"> • Measures single and double glazed units • Easy read double-sided rule with 2 mm graduations • Designed to fit around UPVC windows and doors • Reflection device shows the thickness of each individual pane • Specially designed ball-tip for maximum accuracy • Manufactured from engineering grade 4 plastic
	<p>1GCALMM</p>	<p>CRL Metric Insulating Glass Caliper</p> <ul style="list-style-type: none"> • Measures I.G. Unit thickness in sliding windows and doors • Quick and easy-to-use • 101.6 mm scale on both sides • Made of high impact resistant plastic for durability. • An inexpensive way to measure insulating glass units or any other object where thickness dimensions are required
	<p>406065</p>	<p>CRL Electronic Level and Angle Locator with Digital Display</p> <ul style="list-style-type: none"> • Angle measurements in degrees • Screen automatically inverts for overhead measurements • Audible indicator for both 0 and 90 degrees • Push button calibration

Electronic Glass Detectors ▼


	CAT. NO.	DESCRIPTION
	GC3200	CRL Glass-Chek Elite <ul style="list-style-type: none">• Identify glass, spacer and overall thickness of single, double, triple and quad pane windows• Identify the type of Low-E coating in the window, as well as the surface location• Identify and measure laminated glass, including glass and laminate inner-layer thickness• Graphical display that draws a picture of the profile of the window, numbering each surface for easy identification• Stores most recent 30 measurements• Specialty Operating Modes such as bullet-resistant, reflective/mirrored glass, and dark tinted glass• Multiple languages offered
	CD1 Single Glazed	CRL Conductive Coating Detector <ul style="list-style-type: none">• Red indicator lights up on contact with Low-E• Edge stop restricts use to edge of glass, prevents scratching• Small enough to fit in your shirt pocket
	0480	CRL Merlin Lazer Glass Measuring Gauge <ul style="list-style-type: none">• No glass removal necessary• Provides accurate measurement of single glass and air gap thickness in single, double, and triple glazed units• All readings can be taken from one side without the need to remove the glass



With over 100,000 square foot of storage space we are able to despatch your orders quicker than ever.

Orders are shipped daily from the CRL Warehouse via our trusted carriers. Orders are generally received next day. See our service and shipping information on page 201 or at www.crlaurence.co.uk

Glass Measuring and Detecting

CAT. NO.	DESCRIPTION
0481	CRL Merlin Lazer Toughened Glass Indicator <ul style="list-style-type: none">• Quickly verify whether glass has been toughened
	
MG1500MM	CRL Metric Scale Glass Thickness Laser <ul style="list-style-type: none">• Measures from inside of the building- no glass removal is necessary• Calculates thicknesses of insulating glass, laminated, bullet-resistant, and single lite float glass• Padded carrying case and batteries included• Provides metric measurements• Easy to read scale• Can be used in bright sunshine• Strong laser colour• Can be used in every angle of view
	Best Seller
SG2700	CRL Strengthened Glass Detector <ul style="list-style-type: none">• Identifies heat-strengthened glass• Indicates thickness of the first pane of glass• Tests single or double panes
	
UVG4	CRL Tin Side Detector <ul style="list-style-type: none">• Battery powered UV lamp (batteries included)• Identifies the tin side of float glass
	

CAT. NO.

DESCRIPTION



TS2300

CRL Digital Tin Side Detector

- Digital technology
- Easy-to-read meter
- UV lamp is not required
- Identifies the tin side of float glass

Best Seller

TS1320

CRL Commercial Tin Side Detector

- The solution glass processors have been waiting for
- More rugged design
- Definitive test results
- Momentary power switch helps conserve energy
- Pulse the power on and off making it easier to identify the milky white glow when placed on the tin side of glass



WP4500

CRL Window Energy Profiler

- Tests windows in frame without removal
- Simultaneously displays percentage of allowable UV transmission, percentage of visible light, percentage of infrared light transmission, and solar heat gain co-efficient
- Completely portable with convenient handle for taking measurements
- Convenient carrying case included



Great Sales Tool

SP2065

CRL Solar Transmission and BTU Power Meter

- Demonstrate your products solar performance
- Displays solar transmission and BTU power readings
- Easily switches to BTU measurements



SP1065

CRL BTU Digital Solar Power Meter

- Solar power readings in BTUs/Hr-Ft²
- Digital modern-day technology
- Identify high performance windows





Glass Hardware


CRL has an ever-growing selection of Glass Hardware equipment, including Glass Clamps, Standoffs, U-Channels and Glass Cabinet Hardware.

These products are all supported by our specialised technical sales teams who are able to offer practical solutions.

Shelf & Cabinet Hardware ▼

	CAT. NO.	DESCRIPTION
 <p>Best Seller</p>	<p>DL631CH Chrome DL631BN Brushed Nickel DL631SC Satin Chrome DL631W White DL631BR Brass DL631ORB Oil Rubbed Bronze DL631BL Black</p>	<p>CRL Adjustable Shelf Bracket</p> <ul style="list-style-type: none"> • For glass or wood shelves 3 mm to 24 mm thick • For shelves up to 254 mm deep (protrusion from wall) • Maximum recommended weight by pair is 20 kg • Includes: adjusting screw, mounting screw and foam gasket • Material: zinc plated • Sold in pairs
	<p>16807 Polished Chrome</p>	<p>CRL Adjustable Shelf Grip</p> <ul style="list-style-type: none"> • For glass shelves 3 mm to 25 mm thick • Sold individually
	<p>Square - 28.6 mm wide x 25.4 mm deep</p> <p>FA10CH Chrome FA10BN Brushed Nickel FA10PN Polished Nickel FA10SC Satin Chrome FA10BR Brass FA10SB Satin Brass FA10ORB Oil Rubbed Bronze</p>	<p>CRL Interior Shower Shelf Clamp</p> <ul style="list-style-type: none"> • For 6 mm to 10 mm thick glass • For shelves up to 127 mm deep (protrusion from wall) • No glass fabrication required • Material: solid brass
	<p>Rectangular - 100 mm wide x 25.4 mm deep</p> <p>FA11CH Chrome FA11BN Brushed Nickel FA11PN Polished Nickel FA11BR Brass FA11SB Satin Brass FA11ORB Oil Rubbed Bronze</p>	
	<p>Rounded - 49.2 mm wide x 25.4 mm deep</p> <p>FA12CH Chrome FA12BN Brushed Nickel FA12SC Satin Chrome FA12BR Brass FA12SB Satin Brass FA12ORB Oil Rubbed Bronze</p>	
	<p>EH132 Chrome EH134 Brass</p>	<p>CRL Shower Shelf Clamp with Support Leg</p> <ul style="list-style-type: none"> • For 6 mm to 10 mm thick glass • For shelves up to 127 mm deep (protrusion from wall) • No glass fabrication required • Support leg for extra strength • Square - 40 mm wide x 30 mm deep

	CAT. NO.	DESCRIPTION
	<p>1020CHR Chrome</p> <p>1020GP Gold Plated</p>	<p>CRL No-Drill Glass Shelf Clamps for 10 mm Glass</p> <ul style="list-style-type: none"> • 20 mm diameter for 10 mm glass • Solid brass with chrome or gold plated finishes • Secure glass with set screws - no drilling of glass required
	<p>1222CHR Chrome</p> <p>1222GP Gold Plated</p>	<p>CRL No-Drill Glass Shelf Clamps for 12 mm Glass</p> <ul style="list-style-type: none"> • 24 mm diameter for 12 mm glass • Solid brass with chrome or gold plated finishes • Secure glass with set screw - no drilling of glass required
	<p>1230CHR Chrome - 32 mm Long</p>	<p>CRL No-Drill Glass Shelf Clamps for 10 mm Glass</p> <ul style="list-style-type: none"> • For 10 mm glass • Solid brass with chrome or gold plated finishes • Secure glass with set screw - no drilling of glass required
	<p>1430CHR Chrome - 32 mm Long</p> <p>1470CHR Chrome - 70 mm Long</p>	<p>CRL No-Drill Glass Shelf Clamps for 12 mm Glass</p> <ul style="list-style-type: none"> • For 12 mm glass • Solid brass with chrome or gold plated finishes • Secure glass with set screw - no drilling of glass required
	<p>EH30 Chrome</p> <p>EH31 Brushed Nickel</p> <p>EH32 Brass</p>	<p>CRL Set Screw Clamp</p> <ul style="list-style-type: none"> • For 6 mm to 8 mm thick glass • No glass fabrication required • Extremely versatile • 16 mm wide x 27 mm deep
	<p>KV333</p>	<p>CRL Steel Shelf Support</p> <ul style="list-style-type: none"> • Fits into 6 mm hole • Fully adjustable to any hole location • Bright Zinc plated



CRL Aluminium Shelf Extrusions are designed to support glass shelves without a lot of visible metal. The cleat easily attaches to studs with screws, and can support a shelf with a maximum projection of 305 mm. Offered in 2.4 m long Extrusions, you are no longer limited to "standard size" shelves. The Extrusions may be easily cut to size, and by installing matching End Caps the shelves make for a beautiful presentation.

CAT. NO.

DESCRIPTION

SE1418BA Bright Anodised

SE1418BN Brushed Nickel

SE1418BGA Bright Gold Anodised

SE1418W White

CRL Aluminium Shelving Extrusions for Glass 457 mm Length

- For 6 mm thick glass
- Designed to support glass shelves without a lot of visible metal
- Available in four lengths and finishes
- Easy to install

SE3818BA Bright Anodised

SE3818BN Brushed Nickel

SE3818BGA Bright Gold Anodised

SE3818W White

CRL Aluminium Shelving Extrusions for Glass 457 mm Length

- For 10 mm thick glass
- Designed to support glass shelves without a lot of visible metal
- Available in four lengths and finishes
- Easy to install

SE1424BA Bright Anodised

SE1424BN Brushed Nickel

SE1424BGA Bright Gold Anodised

SE1424W White

CRL Aluminium Shelving Extrusions for Glass 610 mm Length

- For 6 mm thick glass
- Designed to support glass shelves without a lot of visible metal
- Available in four lengths and finishes
- Easy to install

SE3824BA Bright Anodised

SE3824BN Brushed Nickel

SE3824BGA Bright Gold Anodised

SE3824W White

CRL Aluminium Shelving Extrusions for Glass 610 mm Length

- For 10 mm thick glass
- Designed to support glass shelves without a lot of visible metal
- Available in four lengths and finishes
- Easy to install

SE1436BA Bright Anodised

SE1436BN Brushed Nickel

SE1436BGA Bright Gold Anodised

SE1436W White

CRL Aluminium Shelving Extrusions for Glass 914 mm Length

- For 6 mm thick glass
- Designed to support glass shelves without a lot of visible metal
- Available in four lengths and finishes
- Easy to install

SE3836BA Bright Anodised

SE3836BN Brushed Nickel

SE3836BGA Bright Gold Anodised

SE3836W White

CRL Aluminium Shelving Extrusions for Glass 914 mm Length

- For 10 mm thick glass
- Designed to support glass shelves without a lot of visible metal
- Available in four lengths and finishes
- Easy to install

SE1496BA Bright Anodised

SE1496BN Brushed Nickel

SE1496BGA Bright Gold Anodised

SE1496W White

CRL Aluminium Shelving Extrusions for Glass 2.4 m Length

- For 6 mm thick glass
- Designed to support glass shelves without a lot of visible metal
- Available in four lengths and finishes
- Easy to install

SE3896BA Bright Anodised

SE3896BN Brushed Nickel

SE3896BGA Bright Gold Anodised

SE3896W White

CRL Aluminium Shelving Extrusions for Glass 2.4 m Length

- For 10 mm thick glass
- Designed to support glass shelves without a lot of visible metal
- Available in four lengths and finishes
- Easy to install



END14BA

Bright Anodised (6 mm glass)

END14BN

Brushed Nickel (6 mm glass)

END38BA






Bright Anodised (10 mm glass)

END38BN

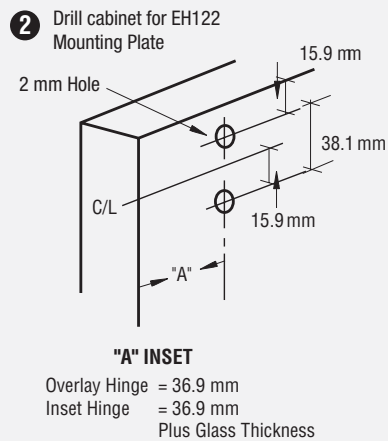
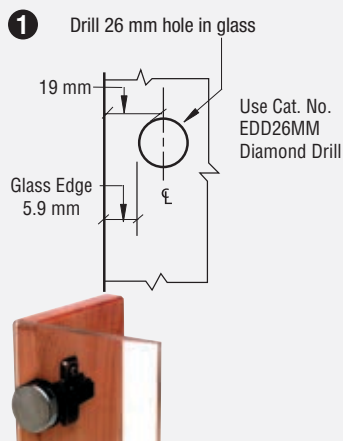
Brushed Nickel (10 mm glass)

CRL End Cap for Aluminium Shelving Extrusion

- Cover exposed edges of our aluminium shelving extrusions
- Formed and shaped to fit, ready to install
- End caps are made of injection molded plastic and can be easily installed with Cat. No. RTV408C clear silicone
- Sold in pairs

	CAT. NO.	DESCRIPTION
	EH122	CRL Chrome European Style Glass Door Hinge Mounting Plate <ul style="list-style-type: none"> • Designed for easy installation • Chrome
	EH120	CRL Hinge Cover Plate <ul style="list-style-type: none"> • Black plastic hinge cover plate snaps onto mounting arm of overlay or inset hinges • One per package.
	EH156 Chrome EH158 Brass	CRL European Style Glass Door Hinge Cover Plate <ul style="list-style-type: none"> • Designed for easy installation
	EH202	CRL European Style Glass Door Overlay Hinge <ul style="list-style-type: none"> • 5 mm to 6 mm glass • Opens a full 90 degrees • For use with Cat. No. EH122 mounting plate
	EH204	CRL European Style Glass Door Inset Hinge <ul style="list-style-type: none"> • 5 mm to 6 mm glass • Opens a full 90 degrees • For use with Cat. No. EH122 mounting plate

Installation Instructions



Suggested Guideline for Hinge Installations

DOOR HEIGHT	NO. OF HINGES REQUIRED	MAXIMUM DOOR WEIGHT
914 mm	2	9.1 kg
1,524 mm	3	14.5 kg
2,133 mm	4	20.4 kg
2,438 mm	5	23.1 kg

CAT. NO.

DESCRIPTION



For 6 mm thickness
EG14BS Brushed Stainless
EG14CH Chrome
EG14BR Brass
EG14SC Satin Chrome
EG14MBL Matte Black
EG14GM Gun Metal

CRL Edge Grip

- No drilling required in glass or panel materials
- Can be used on corners and edges of panels
- Supplied with a EGCS socket head cap screw

For 10 mm thickness
EG38BS Brushed Stainless
EG38CH Chrome
EG38BR Brass
EG38SC Satin Chrome
EG38MBL Matte Black
EG38GM Gun Metal



GDH11BL Black

CRL Magnetic Single Latch for Glass Doors

- Designed for use on single glass cabinet doors
- Use with one GDH7, GDH60 or GDH90 strike plate and GDHSC mounting screws
- Easy-to-install



GDH7CH Chrome
GDH7BL Black
GDH7BR Brass

CRL Rectangular Strike Plate

- Works with CRL Magnetic Latches to keep doors closed
- For 5 mm to 6 mm glass
- Easy-to-install
- Length 40.5 mm, height 23.8 mm



GDH90CH Chrome
GDH90BR Brass

CRL Rounded Strike Plate



- Works with CRL Magnetic Latches to keep doors closed
- For 5 mm to 6 mm glass
- Easy-to-install
- Length 36.5 mm, height 19 mm









GDH60CH Chrome
GDH60BL Black
GDH60BR Brass

CRL Finger Grip Strike Plate

- Finger grip makes it easier to use with CRL Magnetic Latches
- For 5 mm to 6 mm glass
- Easy-to-install
- Length 40.5 mm, height 21.4 mm

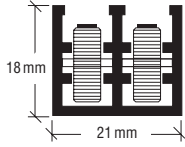
CAT. NO.	DESCRIPTION
	<p>GDHSCCH Chrome GDHSCBL Black GDHSCBR Brass</p> <p>CRL Mounting Screw for Hinges and Magnetic Glass Door Latches</p> <ul style="list-style-type: none"> • 50 per package • Finishes match hinges and latches
	<p>GDH5CH Chrome GDH5BL Black GDH5BR Brass</p> <p>CRL Standard Mount Glass Door Hinge</p> <ul style="list-style-type: none"> • Precision machined and quality finished hinges designed for 5 mm and 6 mm Glass • Use monolithic tempered glass
	<p>EH224 Polished Chrome EH225 Brushed Nickel EH226 Polished Brass</p> <p>CRL Glass Door Pivot Hinges</p> <ul style="list-style-type: none"> • 6 mm to 8 mm glass • No Holes or Cut-Outs Required • Easy-to-install
	<p>FA55CH Chrome FA55BR Brass FA55SC Satin Chrome</p> <p>CRL Flush Mount Cabinet Pivot Hinges</p> <ul style="list-style-type: none"> • 6 mm to 8 mm glass • Requires one hole and one cut-out • One set top and bottom per package
	<p>FA50CH Chrome FA50BN Brushed Nickel FA50BR Brass</p> <p>CRL Surface Mount Cabinet Pivot Hinges</p> <ul style="list-style-type: none"> • 6 mm to 8 mm glass • Requires one hole and one cut-out • One set top and bottom per package
	<p>EH262 Chrome EH260 Brass</p> <p>CRL Single Wall-to-Glass Hinges</p> <ul style="list-style-type: none"> • 6 mm to 8 mm glass • Requires one 12 mm hole • Two per package
	<p>EH246 Chrome EH245 Brushed Nickel EH244 Brass</p> <p>CRL Double Wall-to-Glass Hinges</p> <ul style="list-style-type: none"> • 6 mm to 8 mm glass • Requires two 12 mm holes • Two per package

	CAT. NO.	DESCRIPTION
	<p>EH84 Polished Chrome EH85 Brushed Nickel EH86 Polished Brass</p>	<p>CRL Light Duty Frameless Shower Door Hinge - Square Corner Style</p> <ul style="list-style-type: none"> • 6 mm to 8 mm glass • Requires one 14 mm hole • Use monolithic tempered glass
	<p>FA044CH Chrome FA044BR Brass</p>	<p>CRL Free Swinging Offset Pivot Hinge</p> <ul style="list-style-type: none"> • 8 mm to 10 mm glass • Requires two 16 mm holes • Offset pivot point allows full 180 degree swing
	<p>EH242 Chrome EH240 Brass</p>	<p>CRL 180 Degree Glass-to-Glass Hinge</p> <ul style="list-style-type: none"> • 6 mm to 8 mm glass • Requires four 12 mm holes • Use monolithic tempered glass
	<p>EH254 Chrome EH253 Brushed Nickel EH252 Brass</p>	<p>CRL Double Glass-to-Glass 90 Degree Return Hinge</p> <ul style="list-style-type: none"> • 6 mm to 8 mm glass • Requires four 12 mm holes • Two per package
	<p>EH168 Chrome EH169 Brushed Nickel EH170 Brass</p>	<p>CRL Large Wall Mount Set Screw Hinge</p> <ul style="list-style-type: none"> • 5 mm to 8 mm glass • No holes or cut-outs required • Two per package • Use monolithic tempered glass
	<p>EH192 Chrome EH194 Brass</p>	<p>CRL Large Glass-to-Glass Out-Swing Set Screw Hinge</p> <ul style="list-style-type: none"> • 6 mm to 8 mm glass • No holes or cut-outs required • Two per package • Use monolithic tempered glass
	<p>19MKBN Brushed Nickel 19MKPN Polished Nickel</p>	<p>CRL Mini Bulb Style Single-Sided Door Knob</p> <ul style="list-style-type: none"> • For 6 mm to 12 mm glass • Requires one 12 mm hole • Solid brass material • Use monolithic tempered glass

	CAT. NO.	DESCRIPTION
	SDK206CH Chrome SDK206BN Brushed Nickel	CRL Contemporary Style Single-Sided Shower Door Knob <ul style="list-style-type: none"> • For 6 mm to 12 mm glass • Requires one 12 mm hole • Solid brass material • Use monolithic tempered glass
	SDK212CH Polished Chrome SDK212BN Brushed Nickel SDK212BR Brass SDK212ORB Oil Rubbed Bronze SDK212MBL Matte Black	CRL Cylinder Style Single-Sided Shower Door Knob <ul style="list-style-type: none"> • For 6 mm to 12 mm glass • Requires one 10 to 12 mm hole • Single-sided knob without protective plastic sleeve • Solid brass material • Use monolithic tempered glass
	Randomly Keyed LK38 Chrome LK40 Gold Plated Keyed Alike LK38KA Chrome LK40KA Gold Plated	CRL Cylinder Lock for 6 mm Glass <ul style="list-style-type: none"> • Complete with matching finish plated keeper • Installation requires drilling 25 mm diameter hole in glass
	Randomly Keyed EH102 Chrome EH100 Brass Keyed Alike EH102KA Chrome EH100KA Brass	CRL Square Plunger Lock with Strike <ul style="list-style-type: none"> • For 6 mm to 10 mm thick glass • Supplied with stop plate
	Randomly Keyed EH98 Chrome EH96 Brass Keyed Alike EH98KA Chrome EH96KA Brass	CRL Cam Lock with Stop Plate <ul style="list-style-type: none"> • For 6 mm to 10 mm thick glass • Supplied with stop plate
	Randomly Keyed LK42 Chrome LK43 Brushed Nickel LK44 Gold Plated Keyed Alike LK42KA Chrome LK43KA Brushed Nickel LK44KA Gold Plated	CRL Lock for Cabinet Glass Door <ul style="list-style-type: none"> • For glass up to 6 mm thick • Installation requires no drilling • Provides security and adds style • Plunger lock for sliding doors • Supplied with two keys and strike plate

CAT. NO.

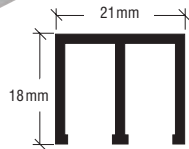

DESCRIPTION



16780
Length 2 m
16785
Length 4 m

CRL Rollertrack Bottom Track

- Designed for 6 mm toughened glass
- 21 mm Wide, 18 mm High
- Perfect for showcases and display cabinets
- Smooth operating nylon rollers are built into the lower track
- Simple 'lift and drop' glass installation
- Top channel can be used as side jambs or for a surround frame
- Polished aluminium finish



16790
Length 2 m
16795
Length 4 m

CRL Rollertrack Top Track

- Designed for 6 mm toughened glass
- 21 mm Wide, 18 mm High
- Perfect for showcases and display cabinets
- Smooth operating nylon rollers are built into the lower track
- Simple 'lift and drop' glass installation
- Top channel can be used as side jambs or for a surround frame
- Polished aluminium finish



Best Seller

FP88 Clear
FP89 Black
FP86 Silver
FP90 Bronze

CRL Showcase Stick-On Finger Pull

- 19 mm wide x 70 mm long x 3.2 mm deep
- Available in four popular colours - silver, transparent, black and bronze
- Easy-to-install, just peel and stick
- 3 mm thickness allows plenty of room for bypassing glass doors
- Suitable for sliding doors and glass cabinet doors

MFPC8



CRL Acrylic Mirror Stick-On Finger Pull

- 76 mm x 25 mm x 3 mm
- Ideal for sliding glass or mirror cabinet doors
- Stick-on application
- Blends with mirror doors
- Clear


KV836



CRL Anochrome Threaded Finger Pull for Glass Doors

- Easy to install in glass from 6 mm to 8 mm thick
- Designed for 'all glass' showcase and cabinet doors
- Requires drilling a 22 mm hole in glass

FP214BS



CRL Laguna Series Thru-Glass Pull

- For 10 mm to 12 mm Glass
- 57 mm diameter
- Low profile design allows for full door opening access
- Requires a 48 mm diameter hole in glass
- Brushed stainless finish

	CAT. NO.	DESCRIPTION
	<p>220CH Randomly Keyed</p> <p>220CHKA Keyed Alike</p>	<p>CRL Glass Showcase Lock</p> <ul style="list-style-type: none"> • Fits up to 8 mm thick glass doors • Ratchet length 133.3 mm x ratchet width 10.3 mm • Screw-on ratchet bar to hold lock onto glass • Secure, double-bit key • Chrome
	<p>1670P6</p>	<p>CRL Door Lock Plunger Type for 6 mm Glass</p> <ul style="list-style-type: none"> • Security lock for cabinet case
 	<p>Randomly Keyed</p> <p>LK50 Polished Chrome</p> <p>LK50SA Satin Chrome</p> <p>LK50DU Dark Bronze</p> <p>LK52 Bronze</p> <p>Keyed Alike</p> <p>LK50KA Polished Chrome</p> <p>LK50SAKA Satin Chrome</p> <p>LK50DUKA Dark Bronze</p> <p>LK52KA Bronze</p>	<p>CRL Lock for Cabinet Glass Door</p> <ul style="list-style-type: none"> • Works in cabinets with bypassing doors up to 6 mm thick • Installation requires drilling 25 mm diameter hole in glass • Provides security and doubles as a knob to open doors • Plunger lock for sliding doors
	<p>CTA36A Length 914 mm</p> <p>CTA48A Length 1219 mm</p> <p>CTA72A Length 1829 mm</p>	<p>CRL Continental Style Pre-Cut Security Track Assembly</p> <ul style="list-style-type: none"> • Designed for 5 mm and 6 mm glass • Pre-cut assemblies in three lengths • Satin anodised • Complete kit (excludes end caps) • For use with end cap DV148 • Maximum recommended height 1,219 mm • Glass deduction = overall aperture height - 29 mm
	<p>DV148SC Satin Chrome</p> <p>DV148CH Chrome</p>	<p>CRL End Cap for Aluminium DV146 H-Bar</p> <ul style="list-style-type: none"> • Provides finished appearance to DV146 H-Bar • The DV146 H bar is used with the CTA kits

CAT. NO.

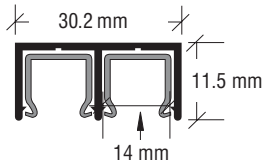
DESCRIPTION



- D609A**
Satin Anodised
- D609BN**
Brushed Nickel
- D609BA**
Bright Anodised
- D609GA**
Gold Anodised
- D609BGA**
Bright Gold Anodised
- D609BL**
Black
- D609DU**
Duranodic Bronze

CRL Aluminium Plastic Lined Double Upper Channel

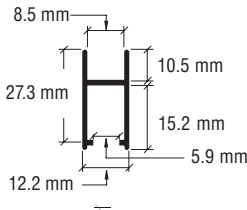
- Made from highest quality no. 6063 alloy
- 3.66 m length



- DV146A**
Satin Anodised
- DV146BA**
Bright Anodised
- DV146BGA**
Bright Gold Anodised

CRL Aluminium H-Bar Extrusion for Showcases


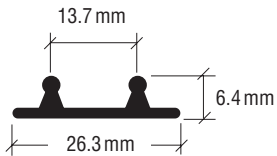
- For 5 mm and 6 mm glass
- Made from highest quality no. 6063 alloy
- 3.66 m length



- D602A**
Satin Anodised
- D602BA**
Bright Anodised
- D602GA**
Gold Anodised
- D602BL**
Black
- D602DU**
Duranodic Bronze

CRL Aluminium Lower Channel for Deep Recess Installations

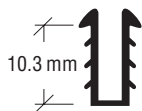
- Made from highest quality no. 6063 alloy
- 3.66 m length



DV144C

CRL Gray Vinyl for DV146 H-Bar

- Fits DV146 H-Bar
- 30.5 m roll



CAT. NO.

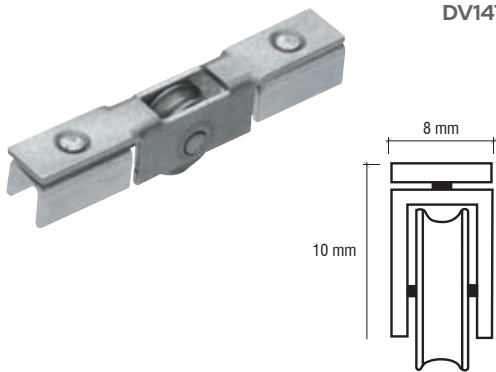
DESCRIPTION



0681SC
Randomly Keyed
0681SCKA
Keyed Alike

CRL Satin Chrome End Cap Sliding Door Lock

- Fits into the cut end of the DV146 H-Bar to secure the bypassing panels when also using a Cat. No. 6306 Anti-Lift Clip
- Lock comes with two keys
- Lock provides desired security without having to drill glass
- Satin chrome



DV147

CRL Nylon Showcase Track Roller for "DV" Series Track

- Permits showcase doors to move effortlessly
- Nylon roller
- Steel housing
- 50 mm length

6306



CRL Anti-Lift Clip for Showcase Track

- Designed to prevent showcase doors from being removed when they are in the locked position
- Secured to the track assembly with two screws (not supplied)



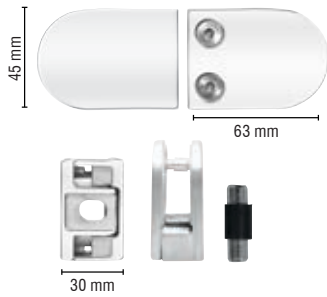
8575SCH
Satin Chrome
8575CH
Chrome

CRL End Cap Finger Pull for DV146 H-Bar

- Provides a clean, simple and attractive method of opening a sliding showcase door, as well as serving as an end cap
- Easy-to-Install
- No Drilling Required

Glass Clamps ▼

Round



CAT. NO.

DESCRIPTION

INTERNAL USE:

EUZFBZ

Raw Zinc

EUZFBCH

Chrome

EUZFBBN

Brushed Nickel

EUZFBBS304

304 Grade Brushed Stainless

EXTERNAL USE:

EUZFBPS

316 Grade Polished Stainless

EUZFBBS

316 Grade Brushed Stainless

INTERNAL USE:

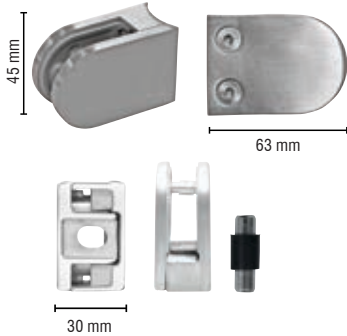
EUZFBMBL

Matte Black

CRL Large D Shape Flat Back Clamp

- For 8 mm to 12.76 mm toughened or laminated glass
- The ideal clamp for use on mezzanines, partitions, railings and windbreaks
- Steel pin included for additional glass support
- Rubber gasket not included
- Please order the following rubber gaskets to suit:

- CAT.NO. EUZ8G for 8 mm glass
- CAT.NO. EUZ876G for 8.76 mm glass
- CAT.NO. EUZ10G for 10 mm glass
- CAT.NO. EUZ1076G for 10.76 mm glass
- CAT.NO. EUZ12G for 12 mm glass
- CAT.NO. EUZ1276G for 12.76 mm glass



For 42.4 mm posts

INTERNAL USE:

EUZ42RBN

Brushed Nickel Zinc Body

EXTERNAL USE:

EUZ42RPS

316 Grade Polished Stainless

EUZ42RBS

316 Grade Brushed Stainless

For 48.3 mm posts

INTERNAL USE:

EUZ48RCH

Chrome

EUZ48RBN

Brushed Nickel Zinc Body

EUZ48RBS304

304 Grade Brushed Stainless

EXTERNAL USE:

EUZ48RPS

316 Grade Polished Stainless

EUZ48RBS

316 Grade Brushed Stainless

CRL Large D Shape Radius Back Clamp





- For 8 mm to 12.76 mm toughened or laminated glass
- The ideal clamp for use on mezzanines, partitions, railings and windbreaks
- Steel pin included for additional glass support
- Rubber gasket not included
- Please order the following rubber gaskets to suit:







- CAT.NO. EUZ8G for 8 mm glass
- CAT.NO. EUZ876G for 8.76 mm glass
- CAT.NO. EUZ10G for 10 mm glass
- CAT.NO. EUZ1076G for 10.76 mm glass
- CAT.NO. EUZ12G for 12 mm glass
- CAT.NO. EUZ1276G for 12.76 mm glass



Get pricing and stock information online

Our website offers instant access to prices and stock availability all from your personal account area. Don't have an account yet? Sign up online in just a few clicks or call our friendly operations team on **00 800 0421 6144**.


	CAT. NO.	DESCRIPTION
	<p>INTERNAL USE:</p> <p>Z406CH Chrome</p> <p>Z406BN Brushed Nickel</p> <p>Z406SC Satin Chrome</p> <p>Z406BR Brass</p> <p>Z406GP Gold Plated</p> <p>Z406W White</p>	<p>CRL Z-Series Round Type Flat Base Zinc Clamp</p> <ul style="list-style-type: none"> • For 6 mm and 8 mm glass • Replacement gaskets are available by ordering Cat. No. Z14RG • The ideal clamp for use on mezzanines, partitions, railings and windbreaks • Base metal: zinc casting • Steel pin included for additional glass support • Tested and engineered to meet and exceed code standards
	<p>INTERNAL USE:</p> <p>Z410CH Chrome</p> <p>Z410BN Brushed Nickel</p> <p>Z410SC Satin Chrome</p> <p>Z410BR Brass</p> <p>Z410GP Gold Plated</p> <p>Z410W White</p>	<p>CRL Z-Series Round Type Flat Base Zinc Clamp</p> <ul style="list-style-type: none"> • For 10 mm glass • Replacement gaskets are available by ordering Cat. No. Z38RG • The ideal clamp for use on mezzanines, partitions, railings and windbreaks • Base metal: zinc casting • Steel pin included for additional glass support • Tested and engineered to meet and exceed code standards
	<p>INTERNAL USE:</p> <p>Z210CH Chrome</p> <p>Z210BN Brushed Nickel</p> <p>Z210SC Satin Chrome</p> <p>Z210BR Brass</p> <p>Z210GP Gold Plated</p> <p>Z210W White</p>	<p>CRL Z-Series Round Type 50.8 mm Radius Base Zinc Clamp</p> <ul style="list-style-type: none"> • For 10 mm glass • Replacement gaskets are available by ordering Cat. No. Z14RG • The ideal clamp for use on mezzanines, partitions, railings and windbreaks • Base metal: zinc casting • Steel pin included for additional glass support • Tested and engineered to meet and exceed code standards
	<p>EXTERNAL USE:</p> <p>Z510PS Polished Stainless</p> <p>Z510BS Brushed Stainless</p>	<p>CRL Z-Series Round Type Flat Base Stainless Steel Clamp</p> <ul style="list-style-type: none"> • For 10 mm glass • Replacement gaskets are available by ordering Cat. No. Z38RG • The ideal clamp for use on mezzanines, partitions, railings and windbreaks • Base metal: stainless steel • Steel pin included for additional glass support • Tested and engineered to meet and exceed code standards

	CAT. NO.	DESCRIPTION
	<p>EXTERNAL USE:</p> <p>Z310PS Polished Stainless</p> <p>Z310BS Brushed Stainless</p>	<p>CRL Z-Series Round Type 50.8 mm Radius Base Stainless Steel Clamp</p> <ul style="list-style-type: none"> • For 10 mm glass • Replacement gaskets are available by ordering Cat. No. Z14RG • The ideal clamp for use on mezzanines, partitions, railings and windbreaks • Base metal: stainless steel • Steel pin included for additional glass support • Tested and engineered to meet and exceed code standards 
	<p>INTERNAL USE:</p> <p>Z412CH Chrome</p> <p>Z412BN Brushed Nickel</p> <p>Z412SC Satin Chrome</p> <p>Z412BR Brass</p> <p>Z412GP Gold Plated</p> <p>Z412W White</p>	<p>CRL Z-Series Round Type Flat Base Zinc Clamp</p> <ul style="list-style-type: none"> • For 12 mm glass • Replacement gaskets are available by ordering Cat. No. Z12RG • The ideal clamp for use on mezzanines, partitions, railings and windbreaks • Base metal: zinc casting • Steel pin included for additional glass support • Tested and engineered to meet and exceed code standards 
	<p>EXTERNAL USE:</p> <p>Z512PS Polished Stainless</p> <p>Z512BS Brushed Stainless</p>	<p>CRL Z-Series Round Type Flat Base Stainless Steel Clamp</p> <ul style="list-style-type: none"> • For 12 mm glass • Replacement gaskets are available by ordering Cat. No. Z12RG • The ideal clamp for use on mezzanines, partitions, railings and windbreaks • Base metal: stainless steel • Steel pin included for additional glass support • Tested and engineered to meet and exceed code standards 

Square

CAT. NO.


DESCRIPTION




INTERNAL USE:
EUZLSFBZL
Raw Zinc

CRL Square Type Flat Back Clamp

- For 6 mm to 12.76 mm toughened or laminated glass
- The ideal clamp for use on mezzanines, partitions, railings and windbreaks
- 316 grade stainless steel
- Steel pin included for additional glass support
- Supplied with side plates for use with laminated glass
- Rubber gasket not included
- Please order the following rubber gaskets to suit:




- CAT. NO. EUZLS6GL for 6 mm glass
- CAT. NO. EUZLS676GL for 6.76 mm glass
- CAT. NO. EUZLS8GL for 8 mm glass
- CAT. NO. EUZLS876GL for 8.76 mm glass
- CAT. NO. EUZLS10GL for 10 mm glass
- CAT. NO. EUZLS1076GL for 10.76 mm glass
- CAT. NO. EUZLS12GL for 12 mm glass
- CAT. NO. EUZLS1276GL for 12.76 mm glass



For 42.4 mm posts
INTERNAL USE:
EUZLS42RZL
Raw Zinc

CRL Square Type Radius Back Clamp

- For 6 mm to 12.76 mm toughened or laminated glass
- The ideal clamp for use on mezzanines, partitions, railings and windbreaks
- Steel pin included for additional glass support
- Side plates for use with laminated glass included
- Rubber gasket not included
- Please order the following rubber gaskets to suit:




EXTERNAL USE:
EUZLS42RBSL
316 Grade Brushed Stainless

- CAT. NO. EUZLS6GL for 6 mm glass
- CAT. NO. EUZLS676GL for 6.76 mm glass
- CAT. NO. EUZLS8GL for 8 mm glass
- CAT. NO. EUZLS876GL for 8.76 mm glass
- CAT. NO. EUZLS10GL for 10 mm glass
- CAT. NO. EUZLS1076GL for 10.76 mm glass
- CAT. NO. EUZLS12GL for 12 mm glass
- CAT. NO. EUZLS1276GL for 12.76 mm glass



For 48.3 mm posts
INTERNAL USE:
EUZLS48RZL
Raw Zinc


EXTERNAL USE:
EUZLS48RBSL
316 Grade Brushed Stainless



INTERNAL USE:
EUZSFZBZ
Raw Zinc
EUZSFZBCH
Chrome

CRL Square Type Flat Back Clamp

- For 8 mm to 10.76 mm glass
- The ideal clamp for use on mezzanines, partitions, railings and windbreaks
- Steel pin not included
- Rubber gasket not included
- Please order the following rubber gaskets to suit:



EUZSFBBN
Brushed Nickel

- CAT. NO. EUZS8G for 8 mm glass
- CAT. NO. EUZS876G for 8.76 mm laminated glass
- CAT. NO. EUZS10G for 10 mm glass
- CAT. NO. EUZS1076G for 10.76 mm laminated glass

EXTERNAL USE:
EUZSFBPS
316 Grade Polished
Stainless




EUZSFBBS
316 Grade Brushed
Stainless



CAT. NO.

DESCRIPTION



INTERNAL USE:

EUZSFBZL

Raw Zinc

EXTERNAL USE:


EUZSFBBSL

316 Grade Brushed
Stainless

CRL Square Type Flat Back Clamp

- For 6 mm to 12.76 mm glass
- The ideal clamp for use on mezzanines, partitions, railings and windbreaks
- Steel pin included for additional glass support
- Rubber gasket not included
- Please order the following rubber gaskets to suit:

- CAT.NO. EUZS6GL for 6 mm glass
- CAT.NO. EUZS676GL for 6.76 mm glass
- CAT.NO. EUZS8GL for 8 mm glass
- CAT.NO. EUZS876GL for 8.76 mm glass
- CAT.NO. EUZS10GL for 10 mm glass
- CAT.NO. EUZS1076GL for 10.76 mm glass
- CAT.NO. EUZS12GL for 12 mm glass
- CAT.NO. EUZS1276GL for 12.76 mm glass



INTERNAL USE:

Z812CH

Chrome

Z812BN

Brushed Nickel

Z812SC

Satin Chrome

Z812BR

Brass

Z812GP


Gold Plated

Z812W

White

CRL Z-Series Square Type Flat Base Zinc Clamp

- For 12 mm glass
- The ideal clamp for use on mezzanines, partitions, railings and windbreaks
- Replacement gaskets are available Cat. No. Z12SG
- Steel pin included for additional glass support
- Tested and engineered to meet and exceed code standards



INTERNAL USE:

Z810CH

Chrome

Z810BN

Brushed Nickel

Z810SC

Satin Chrome

Z810BR

Brass

Z810GP

Gold Plated




Z810W

White

CRL Z-Series Square Type Flat Base Zinc Clamp

- For 10 mm glass
- The ideal clamp for use on mezzanines, partitions, railings and windbreaks
- Base metal: zinc casting
- Steel pin included for additional glass support
- Tested and engineered to meet and exceed code standards



	CAT. NO.	DESCRIPTION
 <p>54 mm</p> <p>58.1 mm</p> <p>27.7 mm</p>	<p>INTERNAL USE:</p> <p>Z610CH Chrome</p> <p>Z610BN Brushed Nickel</p> <p>Z610SC Satin Chrome</p> <p>Z610BR Brass</p> <p>Z610GP Gold Plated</p> <p>Z610W White</p>	<p>CRL Z-Series Square Type Radius Base Zinc Clamp</p> <ul style="list-style-type: none"> • For 10 mm glass • The ideal clamp for use on mezzanines, partitions, railings and windbreaks • Replacement gaskets are available Cat. No. Z38SG • Base metal: zinc casting • Steel pin included for additional glass support • Tested and engineered to meet and exceed code standards
 <p>54 mm</p> <p>54 mm</p> <p>27.7 mm</p>	<p>EXTERNAL USE:</p> <p>Z910PS Polished Stainless</p> <p>Z910BS Brushed Stainless</p>	<p>CRL Z-Series Square Type Flat Base Stainless Steel Clamp</p> <ul style="list-style-type: none"> • For 10 mm glass • The ideal clamp for use on mezzanines, partitions, railings and windbreaks • Replacement gaskets are available Cat. No. Z38SG • 316 grade stainless steel • Steel pin included for additional glass support • Tested and engineered to meet and exceed code standards
 <p>54 mm</p> <p>58.1 mm</p> <p>27.7 mm</p>	<p>EXTERNAL USE:</p> <p>Z710PS Polished Stainless</p> <p>Z710BS Brushed Stainless</p>	<p>CRL Z-Series Square Type Radius Base Stainless Steel Clamp</p> <ul style="list-style-type: none"> • For 10 mm glass • The ideal clamp for use on mezzanines, partitions, railings and windbreaks • Replacement gaskets are available CRL Cat. No. Z38SG • Base metal: stainless steel • Steel pin included for additional glass support • 316 grade stainless steel • Tested and engineered to meet and exceed code standards
	<p>ZBOLT 8 mm diameter 25.4 mm length 5/16" -18 thread</p> <p>ZLAG 8 mm diameter 51 mm length 5/16" thread</p>	<p>CRL Z-Clamp Bolt</p> <ul style="list-style-type: none"> • For securing Z-Series clamps to tubing • Simplifies Z-Clamp installation • For metal attachments • Minimum order quantity 10 <p>CRL Z-Clamp Lag Bolt</p> <ul style="list-style-type: none"> • Stainless screws for use with CRL's Z-Series clamps • Simplifies Z-Clamp installation • For wood attachments • Minimum order quantity 10



CAT. NO.

DESCRIPTION



EUZ8G
For 8 mm Glass

EUZ876G
For 8.76 mm Glass

EUZ10G
For 10 mm Glass

EUZ1076G
For 10.76 mm Glass

EUZ12G
For 12 mm Glass

EUZ1276G
For 12.76 mm Glass

CRL Rubber gasket for EUZFB/EUZ42/EUZ48 Series Clamps

- 63 mm x 45 mm
- For use with toughened or laminated glass
- Sold by the pair
- Black



EUZS6G
For 6 mm Glass

EUZS8G
For 8 mm Glass

EUZS876G
For 8.76 mm Glass

EUZS10G
For 10 mm Glass

EUZS1076G
For 10.76 mm Glass

CRL Rubber gasket for EUZSF Series Clamps

- 45 mm x 45 mm
- For use with toughened or laminated glass
- Sold by the pair
- Black



EUZLS6GL
For 6 mm Glass

EUZLS676GL
For 6.76 mm Glass

EUZLS8GL
For 8 mm Glass

EUZLS876GL
For 8.76 mm Glass

EUZLS10GL
For 10 mm Glass

EUZLS1076GL
For 10.76 mm Glass

EUZLS12GL
For 12 mm Glass

EUZLS1276GL
For 12.76 mm Glass

CRL Rubber gasket for EUZLSF/EUZLS42/EUZLS48 Series Clamps

- 55 mm x 55 mm
- For use with toughened or laminated glass
- Sold by the pair
- Black



EUZCOV

Replacement Screw cover caps


- Replacement screw cover caps for EUZ series clamps

Post Railing System ▼

**316 GRADE
STAINLESS STEEL**

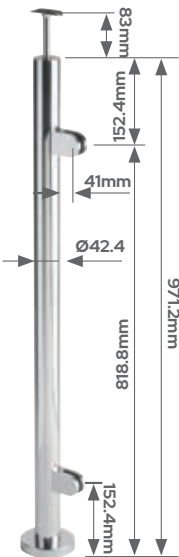
CAT. NO. DESCRIPTION

CAT. NO. DESCRIPTION



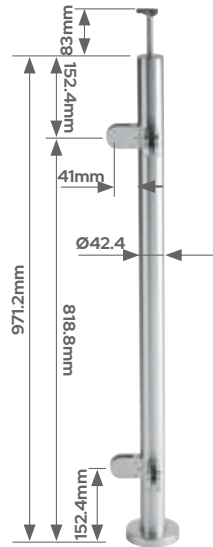
EUPR4242BBS **CRL 1,100 mm Post**
Brushed Stainless
EUPR4242BPS
Polished Stainless

- 42.4 mm posts
- 316 grade stainless steel
- Sold as a complete post kit
- For 8.76 mm, 10 mm, 10.76 mm and 12 mm glass
- Available in brushed and polished stainless steel
- No clamps provided
- 2.5 mm material thickness



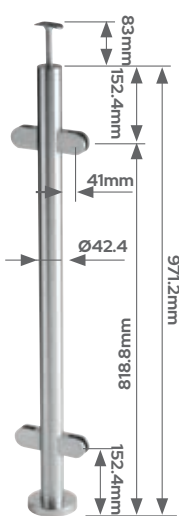
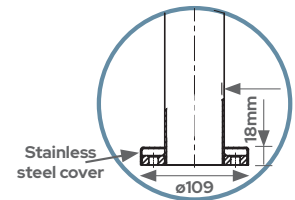
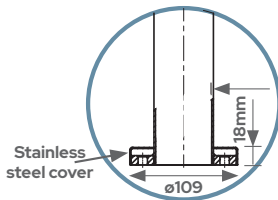
EUPR4242EBS **CRL 1,100 mm End Post Kit**
Brushed Stainless
EUPR4242EPS
Polished Stainless

- 42.4 mm posts
- 316 grade stainless steel
- Sold as a complete post kit
- For 8.76 mm, 10 mm, 10.76 mm and 12 mm glass
- Available in brushed and polished stainless steel
- 2.5 mm material thickness



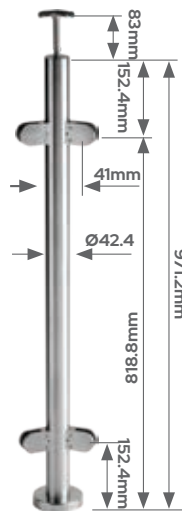
EUPR4242LBS **CRL 1,100 mm 90° Post Kit**
Brushed Stainless
EUPR4242LPS
Polished Stainless

- 42.4 mm posts
- 316 grade stainless steel
- Sold as a complete post kit
- For 8.76 mm, 10 mm, 10.76 mm and 12 mm glass
- Available in brushed and polished stainless steel
- 2.5 mm material thickness




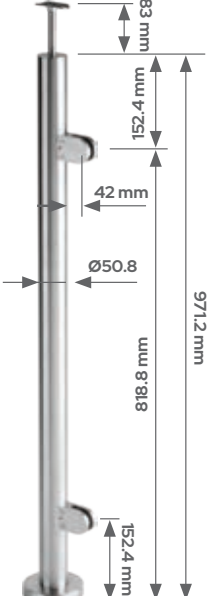
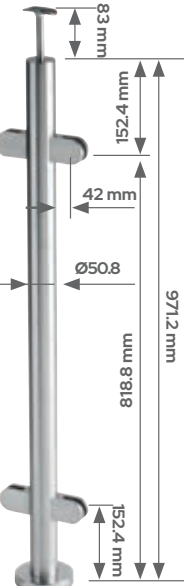
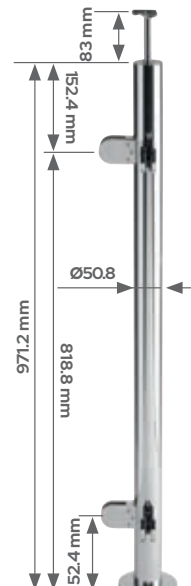
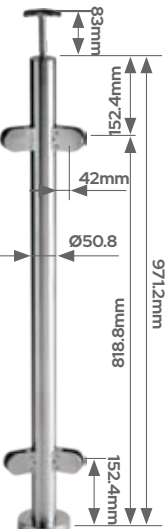
EUPR4242CBS **CRL 1,100 mm Centre Post Kit**
Brushed Stainless
EUPR4242CPS
Polished Stainless

- 42.4 mm posts
- 316 grade stainless steel
- Sold as a complete post kit
- For 8.76 mm, 10 mm, 10.76 mm and 12 mm glass
- Available in brushed and polished stainless steel
- 2.5 mm material thickness

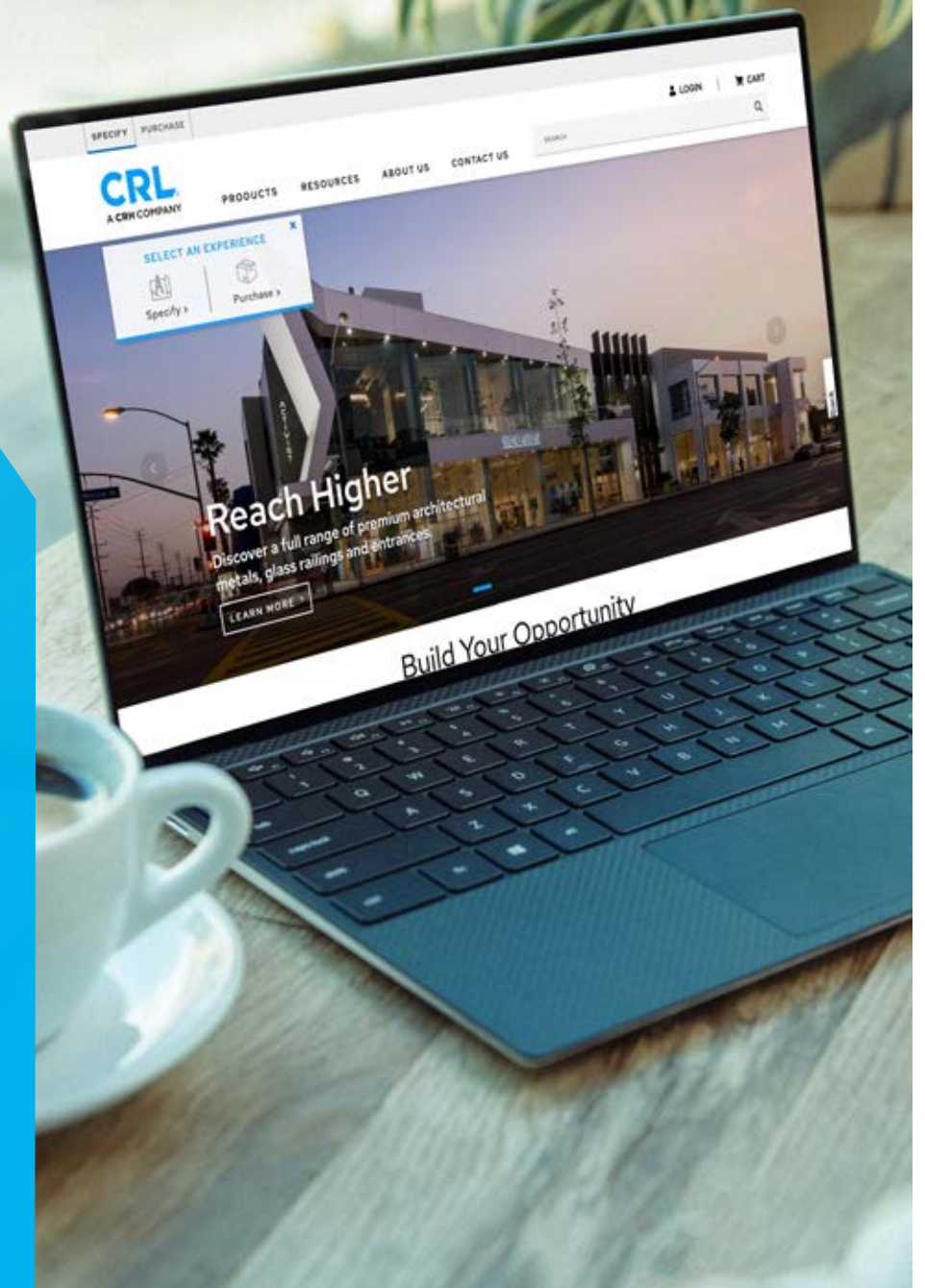


EUPR4242ABS **CRL 1,100 mm 135° Post Kit**
Brushed Stainless
EUPR4242APS
Polished Stainless

- 42.4 mm posts
- 316 grade stainless steel
- Sold as a complete post kit
- For 8.76 mm, 10 mm, 10.76 mm and 12 mm glass
- Available in brushed and polished stainless steel
- 2.5 mm material thickness

CAT. NO.	DESCRIPTION	CAT. NO.	DESCRIPTION
 <p>EUPR42BBS Brushed Stainless</p> <p>CRL 1,100 mm Post</p> <ul style="list-style-type: none"> • 50.8 mm post kits • 316 grade stainless steel • Sold as a complete post kit • For 10 mm and 12 mm glass • 1,100 mm high • No clamps provided • 2.5 mm material thickness 	 <p>EUPR42EBS Brushed Stainless</p> <p>EUPR42EPS Polished Stainless</p> <p>CRL 1,100 mm End Post Kit</p> <ul style="list-style-type: none"> • 50.8 mm post kits • 316 grade stainless steel • Sold as a complete post kit • For 10 mm and 12 mm glass • 2.5 mm material thickness 		
 <p>EUPR42CBS Brushed Stainless</p> <p>EUPR42CPS Polished Stainless</p> <p>CRL 1,100 mm Centre Post Kit</p> <ul style="list-style-type: none"> • 50.8 mm post kits • 316 grade stainless steel • Sold as a complete post kit • For 10 mm and 12 mm glass • 2.5 mm material thickness 	 <p>EUPR42LBS Brushed Stainless</p> <p>EUPR42LPS Polished Stainless</p> <p>CRL 1,100 mm 90° Post Kit</p> <ul style="list-style-type: none"> • 50.8 mm post kits • 316 grade stainless steel • Sold as a complete post kit • For 10 mm and 12 mm glass • 2.5 mm material thickness 		
 <p>EUPR42ABS Brushed Stainless</p> <p>EUPR42APS Polished Stainless</p> <p>CRL 1,100 mm 135° Post Kit</p> <ul style="list-style-type: none"> • 50.8 mm post kits • 316 grade stainless steel • Sold as a complete post kit • For 8.76 mm, 10 mm, 10.76 mm and 12 mm glass • Available in brushed and polished stainless steel • 2.5 mm material thickness 			

Online Ordering



The easiest way to shop at CR Laurence

At crlaurence.co.uk you have 24/7 access to thousands of quality products all just a few clicks away.

With instant access to pricing, stock availability and account information, ordering from CR Laurence has never been easier.

Our home page is regularly updated with the latest offers and newest products so you have the most up to date information at your fingertips.

It's easy to sign up for access to crlaurence.co.uk but if you do need any assistance please call CRL Customer Services on 00 800 04216144.



Search our product database



Check pricing



Check stock availability




Order 24/7 at crlaurence.co.uk

Ideal clamps for pre-assembled postkits

CAT. NO.

DESCRIPTION





EUZ51012PS
Polished Stainless

EUZ51012BS
Brushed Stainless

CRL Flat Back Glass Clamp

- For 10 mm and 12 mm glass
- The ideal clamp for use on mezzanines, partitions, railings and windbreaks
- 316 grade stainless steel
- Comes complete with gaskets for monolithic, toughened glass
- For laminated glass use the EUZ5GASK107 joints
- For support plates order EUZ5SUPPORT




EUZ51012RPS
Polished Stainless

EUZ51012RBS
Brushed Stainless

CRL Radius Back Glass Clamp

- Clamp for 50.8 mm Ø tubing
- For 10 mm and 12 mm glass
- The ideal clamp for use on mezzanines, partitions, railings and windbreaks
- 316 grade stainless steel
- Comes complete with gaskets for monolithic toughened glass
- For laminated glass use the EUZ5GASK107 joints
- For support plates order EUZ5SUPPORT




EUZ5GASK107
For 10.7 mm Glass

EUZ5GASK87
For 8.7 mm Glass

Gasket For EUZ5 Clamps

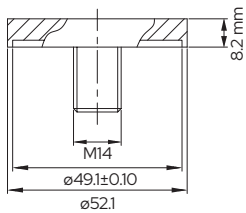
- Gaskets to be used with EUZ51012 clamps
- Suitable for laminated glass (tempered laminated)



EUZ5SUPPORT

Support Plate For EUZ5 Clamps

- Bottom supporting plate to be used with EUZ51012 clamps
- Suitable when laminated glass (tempered laminated) is installed
- This supporting plate prevents the clamp from applying too much pressure on the surfaces of the glass



For 50.8 mm post kits

EUPR42CAPBS
Brushed Stainless

EUPR42CAPPS
Polished Stainless

For 42.4 mm post kits

EUPR4242CAPBS
Brushed Stainless


EUPR4242CAPPS
Polished Stainless

CRL 1,100 mm Post Flat Plate Cap

- For 50.8 mm post kits
- Sold individually
- Used with European post kits
- 316 grade stainless steel

Glass Standoffs ▼

12 mm Diameter



CAT. NO.

Polished Stainless
SOB1214PS 6 mm
SOB1212PS 12 mm
SOB1234PS 19 mm
SOB121PS 25 mm
SOB12114PS 32 mm
SOB12112PS 38 mm


Brushed Stainless
SOB1214BS 6 mm
SOB1212BS 12 mm
SOB1234BS 19 mm
SOB121BS 25 mm
SOB12114BS 32 mm
SOB12112BS 38 mm

DESCRIPTION

CRL 12 mm Diameter Standoff Base

- Made from 316 grade stainless steel and available in two finishes
- Accomplish your design objective by selecting any of six different lengths
- No internal threads
- Use monolithic tempered glass

NOTE: please ONLY use CRL Hanger bolts




CAP12PS
 Polished Stainless
CAP12BS
 Brushed Stainless

CRL 12 mm Diameter Standoff Cap Assembly

- Available in two finishes
- Standard cap
- Made from 316 grade stainless steel

19 mm Diameter



Polished Stainless
SOB3414PS 6 mm
SOB3412PS 12 mm
SOB3434PS 19 mm
SOB341PS 25 mm
SOB34112PS 38 mm
SOB342PS 50 mm
SOB344PS 100 mm
SOB346PS 150 mm

Brass
SOB3434BR 19 mm
SOB341BR 25 mm
SOB34112BR 38 mm
SOB342BR 50 mm
SOB344BR 100 mm
SOB346BR 150 mm

CRL 19 mm Diameter Standoff Base

- Accomplish your design objective by choosing one of up to eight different lengths
- 316 grade stainless steel – can be used indoors or outdoors

NOTE: please ONLY use CRL Hanger bolts

Brushed Stainless
SOB3414BS 6 mm
SOB3412BS 12 mm
SOB3434BS 19 mm
SOB341BS 25 mm
SOB34112BS 38 mm
SOB342BS 50 mm
SOB344BS 100 mm
SOB346BS 150 mm


Matte Black
SOB3434MBL 19 mm
SOB341MBL 25 mm
SOB342MBL 50 mm
SOB344MBL 100 mm
SOB346MBL 150 mm

Gun Metal
SOB3434GM 19 mm
SOB341GM 25 mm
SOB34112GM 38 mm
SOB342GM 50 mm
SOB344GM 100 mm
SOB346GM 150 mm


Chrome
SOB3434CH 19 mm
SOB341CH 25 mm
SOB34112CH 38 mm
SOB342CH 50 mm
SOB344CH 100 mm
SOB346CH 150 mm

Satin Chrome
SOB3434SC 19 mm
SOB341SC 25 mm
SOB34112SC 38 mm
SOB342SC 50 mm
SOB344SC 100 mm
SOB346SC 150 mm



	CAT. NO.	DESCRIPTION
	CAP34PS Polished Stainless	CRL 19 mm Diameter Standoff Cap Assembly <ul style="list-style-type: none"> • Choice of two styles available in several popular finishes • Standard cap • Made from 316 grade stainless steel
	CAP34BS Brushed Stainless	
	CAP34CH Chrome	
	CAP34SC Satin Chrome	
	CAP34BR Brass	
	CAP34MBL Matte Black	
	CAP34GM Gun Metal	

25 mm Diameter



6 mm 12 mm 19 mm 25 mm




38 mm 50 mm 100 mm 150 mm

Polished Stainless
SOB1014PS 6 mm
SOB1012PS 12 mm
SOB1034PS 19 mm
SOB101PS 25 mm
SOB10112PS 38 mm
SOB102PS 50 mm
SOB104PS 100 mm
SOB106PS 150 mm

Brushed Stainless
SOB1014BS 6 mm
SOB1012BS 12 mm
SOB1034BS 19 mm
SOB101BS 25 mm
SOB10112BS 38 mm
SOB102BS 50 mm
SOB104BS 100 mm
SOB106BS 150 mm

CRL 25 mm Diameter Standoff Base

- Accomplish your design objective by choosing one of eight different lengths
- 316 grade stainless steel - can be used indoors or outdoors

	CAP1PS Polished Stainless	CRL 25 mm Diameter Standoff Cap Assembly <ul style="list-style-type: none"> • Available in two finishes • Standard cap • Made from 316 grade stainless steel
	CAP1BS Brushed Stainless	




For more information about our product ranges take a look at our other brochures;

- Frameless Shower Door Hardware
- Adjustable Glass Balustrade Systems
- Door Hardware and Office Partition Systems
- Architectural Glass Fixings
- Oil Dynamic Hinges

For your copy call **00 800 0421 6144**
 email crl@crlaurence.co.uk or download
 the complete range at crlaurence.co.uk

32 mm Diameter



CAT. NO.

Polished Stainless
SOB11414PS 6 mm
SOB11412PS 12 mm
SOB11434PS 19 mm
SOB1141PS 25 mm
SOB114112PS 38 mm
SOB1142PS 50 mm
SOB1144PS 100 mm
SOB1146PS 150 mm

Brushed Stainless
SOB11414BS 6 mm
SOB11412BS 12 mm
SOB11434BS 19 mm
SOB1141BS 25 mm
SOB114112BS 38 mm
SOB1142BS 50 mm
SOB1144BS 100 mm
SOB1146BS 150 mm

Chrome
SOB11414CH 6 mm
SOB11412CH 12 mm
SOB11434CH 19 mm
SOB1141CH 25 mm
SOB114112CH 38 mm
SOB1142CH 50 mm
SOB1144CH 100 mm
SOB1146CH 150 mm

Satin Chrome
SOB11414SC 6 mm
SOB11412SC 12 mm
SOB11434SC 19 mm
SOB1141SC 25 mm
SOB114112SC 38 mm
SOB1142SC 50 mm
SOB1144SC 100 mm
SOB1146SC 150 mm

Brass
SOB11414BR 6 mm
SOB11412BR 12 mm
SOB11434BR 19 mm
SOB1141BR 25 mm
SOB114112BR 38 mm
SOB1142BR 50 mm
SOB1144BR 100 mm
SOB1146BR 150 mm

Matte Black
SOB11414MBL 6 mm
SOB11412MBL 12 mm
SOB11434MBL 19 mm
SOB1141MBL 25 mm
SOB1142MBL 50 mm
SOB1144MBL 100 mm
SOB1146MBL 150 mm

Gun Metal
SOB11414GM 6 mm
SOB11412GM 12 mm
SOB11434GM 19 mm
SOB1141GM 25 mm
SOB114112GM 38 mm
SOB1142GM 50 mm
SOB1144GM 100 mm
SOB1146GM 150 mm

DESCRIPTION

CRL 32 mm Diameter Standoff Base

- Accomplish your design objective by choosing one of up to eight different lengths
- 316 grade stainless steel can be used indoors or outdoors

NOTE: please ONLY use CRL Hanger bolts




CAP114PS Polished Stainless
CAP114BS Brushed Stainless
CAP114CH Chrome
CAP114SC Satin Chrome
CAP114BR Brass
CAP114MBL Matte Black
CAP114GM Gun Metal
CAPF114BS Flush Cap

CRL 32 mm Diameter Standoff Cap Assembly

- Available in several popular finishes
- Flush cap also available
- Made from 316 grade stainless steel

38 mm Diameter



Polished Stainless
SOB11212PS 12 mm
SOB11234PS 19 mm
SOB1121PS 25 mm
SOB112112PS 38 mm
SOB1122PS 50 mm
SOB1124PS 100 mm

Brushed Stainless
SOB11212BS 12 mm
SOB11234BS 19 mm
SOB1121BS 25 mm
SOB112112BS 38 mm
SOB1122BS 50 mm
SOB1124BS 100 mm


CRL 38 mm Diameter Standoff Base

- Infinite design options including signage, furniture and retail display
- Accomplish your design objective by choosing one of six different lengths
- Made from 316 grade stainless steel and available in two finishes
- Threaded completely through

NOTE: please ONLY use CRL Hanger bolts

CAT. NO.

DESCRIPTION

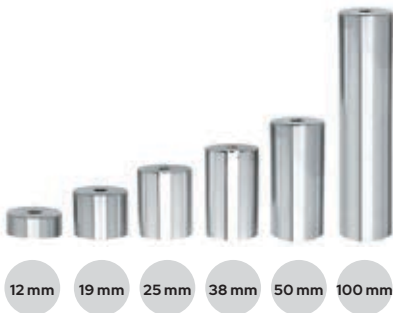


CAP112PS
Polished Stainless
CAP112BS
Brushed Stainless
CAPF112BS
Flush Cap

CRL 38 mm Diameter Standoff Cap Assembly

- Available in two finishes
- Flush cap also available
- Made from 316 grade stainless steel
- Secured with 9.5 mm x 16 mm threaded stud
- Custom sizes and finishes are also available

50 mm Diameter




Polished Stainless
SOB212PS 12 mm
SOB234PS 19 mm
SOB21PS 25 mm
SOB2112PS 38 mm
SOB22PS 50 mm
SOB24PS 100 mm
Brushed Stainless
SOB212BS 12 mm
SOB234BS 19 mm
SOB21BS 25 mm
SOB2112BS 38 mm
SOB22BS 50 mm
SOB24BS 100 mm

CRL 50 mm Diameter Standoff Base

- Infinite design options including signage, furniture and retail display
- Made from 316 grade stainless steel and available in two finishes
- Threaded 25.4 mm on each end
- Accomplish your design objective by choosing one of six different lengths

NOTE: please ONLY use CRL Hanger bolts



CAP2PS
Polished Stainless
CAP2BS
Brushed Stainless
CAP2MBL
Matte Black
LPC2BS
Low Profile Cap

CRL 50 mm Diameter Standoff Cap Assembly

- Available in several popular finishes
- Made from 316 grade stainless steel
- Secured with 9.5 mm x 16 mm threaded stud
- Custom sizes and finishes are also available



TS1CH
Chrome
TS1SC
Satin Chrome

CRL 25 mm Diameter Tube Style Standoffs

- Convenient compact design includes base, cap, stud, and washers

Square Standoffs Also Available Visit crlaurence.co.uk for more details.



CAT. NO.

DESCRIPTION



Brushed Stainless
SM14BS 6 mm glass
SM38BS 10 mm glass
SM12BS 12 mm glass

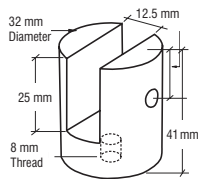
Chrome
SM14CH 6 mm glass
SM38CH 10 mm glass
SM12CH 12 mm glass

Satin Chrome
SM14SC 6 mm glass
SM38SC 10 mm glass
SM12SC 12 mm glass

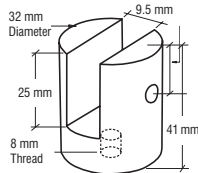
Brass
SM14BR 6 mm glass
SM38BR 10 mm glass
SM12BR 12 mm glass

Matte Black
SM14MBL 6 mm glass
SM38MBL 10 mm glass
SM12MBL 12 mm glass

Gun Metal
SM14GM 6 mm glass
SM38GM 10 mm glass
SM12GM 12 mm glass



SM14BS/CH
 SM12BS/CH



SM38BS/CH

CRL Slot Mount Standoffs

- Designed to hold 6 mm, 10 mm or 12 mm thick panels
- No drilling required for installation

CRL Langle Adjustable Standoffs

- Tested to DIN 18003-3
- Salt spray tested to DIN EN ISO 4628-2 and 4628-3
- 304 Grade Brushed Stainless Steel
- Max load: 100 kg
- Consisting of:
 - 1 flat cap
 - 1 spacer
 - 1 fixing disc
 - 2 EPDM washers, 2 EPDM sleeves, 2 stud bolts M10 (application depending on glass thickness)

CAT. NO.	Diameter	Wall-Glass	Stud Bolt	Glass Thickness	Cut Out
RS0BA45BS	Ø 45 mm	25 mm - 35 mm	M10x30 M10x35	16 mm - 20 mm 24 mm	Ø 22 mm Ø 22 mm
RS0BA60BS	Ø 60 mm	25 mm - 35 mm	M10x30 M10x35	16 mm - 20 mm 24 mm	Ø 26 mm Ø 26 mm

CRL Langle Fix Standoffs

- Tested to DIN 18003-3
- Salt Spray tested to DIN EN ISO 4628-2 and 4628-3
- 304 Grade Brushed Stainless Steel
- Max load: 100 kg
- Consisting of:
 - 1 flat cap
 - 1 spacer
 - 2 EPDM
 - 1 EPDM






CAT. NO.	Diameter	Wall-Glass	Stud Bolt	Glass Thickness	Cut Out
RS0B45BS	Ø 45 mm	30 mm	M10x70	8 mm - 20 mm	Ø 22 mm
RS0B60BS	Ø 60 mm	30 mm	M10x70	10 mm - 24 mm	Ø 26 mm









RS0BA45BS
 Diameter Ø 45 mm
RS0BA60BS
 Diameter Ø 60 mm






RS0B45BS
 Diameter Ø 45 mm
RS0B60BS
 Diameter Ø 60 mm

	CAT. NO.	DESCRIPTION
	RSOB2134PS Polished Stainless RSOB2134BS Brushed Stainless	CRL Glass Rail Standoff Base And Cap <ul style="list-style-type: none"> • For use with 12 mm and 19 mm monolithic toughened glass or 13.5 mm and 21.5 mm laminated toughened glass using DuPont™ SentryGlas® Interlayers • Designed for steel, wood and concrete substrates • One 19 mm diameter hole per fitting • 51 mm diameter caps • 316 grade stainless finish
	SW2S For 51 mm Standoffs	CRL Clear Vinyl Replacement Washer <ul style="list-style-type: none"> • Protects the glass from making contact with the metal base and cap
	CWK112 For 38 mm Standoffs CWK2 For 51 mm Standoffs	CRL Replacement Washers <ul style="list-style-type: none"> • Protects the glass from making contact with the metal base and cap
	ACN3816S Stainless Steel	CRL Acorn Cap Nut <ul style="list-style-type: none"> • For 38 mm and 50 mm diameter standoffs • For use with the 3/8"-16 size Allen screw or threaded rod accessories • Protects threads during installation of Allen screws or threaded rod • Improves quality of standoff installation • 304 stainless finish
	10-24 Thread Size HN1024S Stainless Steel	CRL Hex Nut <ul style="list-style-type: none"> • For 12 mm diameter standoffs
	1/4"-20 Thread Size HN1420S Stainless Steel HN1420Z Zinc	<ul style="list-style-type: none"> • For 19 mm diameter standoffs
	5/16"-18 Thread Size HN51618S Stainless Steel HN51618Z Zinc	<ul style="list-style-type: none"> • For 32 mm diameter standoffs
	3/8"-16 Thread Size HN3816S Stainless Steel HN3816Z Zinc	<ul style="list-style-type: none"> • For 38 mm diameter standoffs


CRL Hanger Bolts ▼

	CAT. NO.	DESCRIPTION
	HB10241Z 25 mm - Zinc HB1024112Z 38 mm - Zinc HB10242Z 51 mm - Zinc HB1024212Z 64 mm - Zinc	CRL Hanger Bolt for 12 mm Standoffs • 10-24 UNC thread size works with all 12 mm standoff bases
	HB14112S 38 mm - Stainless HB14212S 64 mm - Stainless HB14112Z 38 mm - Zinc HB14212Z 64 mm - Zinc	CRL Hanger Bolt for 19 mm Standoffs • 1/4" - 20 UNC thread size works with all 19 mm standoff bases
	HB516112S 38 mm - Stainless HB516212S 64 mm - Stainless HB516112Z 38 mm - Zinc HB516212Z 64 mm - Zinc	CRL Hanger Bolt for 32 mm Standoffs • 5/16" - 18 UNC thread size works with all 32 mm standoff bases
	HB38112S 38 mm - Stainless HB38212S 64 mm - Stainless HB38112Z 38 mm - Zinc HB38212Z 64 mm - Zinc	CRL Hanger Bolt for 38 and 50 mm Ø Standoffs • 3/8" - 16 UNC thread size works with all 38 mm standoff bases
	TR3816X36S Stainless TR3816X36Z Zinc	CRL Hanger Bolt for 32 mm and 50 Ø Standoffs • 3/8" - 16 UNC thread size works with all 32 mm standoff bases • 9/14 mm rods can be cut to desired size for custom installations
	AS38112 38 mm AS38134 44.4 mm	CRL Allen Screw for 38 and 50 mm Ø Standoffs • Stainless finish

Further products available please visit crlaurence.co.uk

	CAT. NO.	DESCRIPTION
	<p>165HB416 1/4" - 20 UNC</p> <p>165HB1024 10-24 UNC</p> <p>165HB516 5/16" UNC</p> <p>165HB616 3/8" UNC</p>	<p>CRL Hanger Bolt Driver</p> <ul style="list-style-type: none"> • Used to drive hanger bolt into wall easily • For hand or electric screw driver
	<p>SOW 19 mm to 32 mm</p> <p>SSW12 38 mm to 50 mm</p>	<p>CRL Spanner Wrench for Round Standoff Cap Assembly</p> <ul style="list-style-type: none"> • Easily permits standoff cap assemblies to be tightened or loosened
	<p>EUCA300 Resin</p> <p>EUCANOZZLE Nozzle</p> <p>EUCAPUMP Pump</p> <p>EUCASLEEVE Sleeve</p>	<p>CRL Chemical Anchor System</p> <ul style="list-style-type: none"> • The strongest way to fit standoffs • Odour free • Sets harder than concrete • Suitable for all substrates

EUCA300 EUCANOZZLE EUCAPUMP EUCASLEEVE




Got a product query?

Contact our experienced Technical Team on
00 800 0421 6144 or email crl_uk@crlaurence.co.uk

U-Channels ▼

CAT. NO.


DESCRIPTION



- D631BA** Bright Anodised
- D631BN** Brushed Nickel
- D631A** Satin Anodised
- D6310RB** Oil Rubbed Bronze
- D631GA** Gold Anodised
- D631BGA** Bright Gold Anodised
- D631BL** Black
- D631DU** Duranodic Bronze

CRL 6 mm Single Aluminium Channel

- Available in 3.66 m lengths
- Extruded aluminium U-Channel in finishes to match our sculptured series posts
- Wet glazed with clear silicone to secure glass

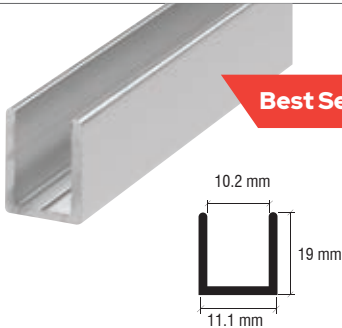


- SDCD516BA** Bright Anodised
- SDCD516BN** Brushed Nickel
- SDCD516A** Satin Anodised
- SDCD516ORB** Oil Rubbed Bronze
- SDCD516BGA** Bright Gold Anodised
- SDCD516MBL** Matte Black

CRL Aluminium Deep U-Channel for 8 mm Glass

- Available in 2.41 m lengths
- Deep pocket does excellent job of securing fixed panels of glass
- Wet glazed with clear silicone to secure glass
- End caps offered to conceal ends of channel
- Use monolithic toughened glass

You may also need Cat. No. EURTV408



- 2.41 m Length
- SDCD38BA** Bright Anodised
 - SDCD38BN** Brushed Nickel
 - SDCD38A** Satin Anodised
 - SDCD38AB** Brushed Anodised
 - SDCD38PN** Polished Nickel
 - SDCD38SN** Satin Nickel
 - SDCD38ORB** Oil Rubbed Bronze
 - SDCD38BGA** Bright Gold Anodised
 - SDCD38MBL** Matte Black
 - SDCD38BL** Black
 - SDCD38BBRZ** Brushed Bronze
 - SDCD38W** White
 - SDCD38ABCO** Antique Brushed Copper
 - SDCD38ABN** Antique Brushed Nickel
 - SDCD38ABRS** Antique Brass
 - SDCD38SB** Satin Brass
 - SDCD38BS** Brushed Stainless
 - SDCD38PS** Polished Stainless
 - SDCD38PCO** Polished Copper
 - SDCD38GM** Gun Metal

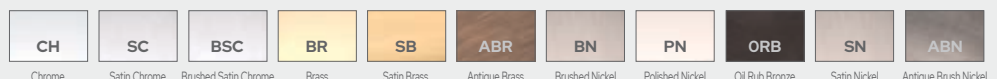
CRL Aluminium Deep U-channel for 10 and 12 mm glass

- Available in 2.41 m and 3.65 m lengths
- Deep pocket does excellent job of securing fixed panels of glass
- Wet glazed with clear silicone to secure glass
- End caps offered to conceal ends of channel
- Use monolithic toughened glass

CRL offers the biggest range of shower hardware. Call technical sales to request your SDFD04 sample pack.

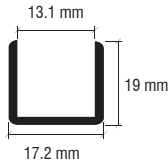

- 3.65 m Length
- SDCD3812BA** Bright Anodised
 - SDCD3812BN** Brushed Nickel
 - SDCD3812A** Satin Anodised
 - SDCD3812BGA** Bright Gold Anodised
 - SDCD3812MBL** Matte Black

Finishes



CAT. NO.

DESCRIPTION



2.41 m Length

- SDCD12BA** Bright Anodised
- SDCD12BN** Brushed Nickel
- SDCD12A** Satin Anodised
- SDCD12AB** Brushed Anodised
- SDCD12PN** Polished Nickel
- SDCD12SN** Satin Nickel
- SDCD12ORB** Oil Rubbed Bronze
- SDCD12BGA** Bright Gold Anodised
- SDCD12MBL** Matte Black
- SDCD12BL** Black
- SDCD12BBRZ** Brushed Bronze
- SDCD12W** White
- SDCD12ABCO** Antique Brushed Copper
- SDCD12ABN** Antique Brushed Nickel
- SDCD12ABRS** Antique Brass
- SDCD12SB** Satin Brass
- SDCD12BS** Brushed Stainless
- SDCD12PS** Polished Stainless
- SDCD12PCO** Polished Copper
- SDCD38GM** Gun Metal

CRL Aluminium Deep U-Channel for 12 mm Glass

- Available in 2.41 m and 3.65 m lengths
- Deep pocket does excellent job of securing fixed panels of glass
- Wet glazed with clear silicone to secure glass
- End caps offered to conceal ends of channel
- Use monolithic toughened glass

3.65 m Length

- SDCD1212BA** Bright Anodised
- SDCD1212BN** Brushed Nickel
- SDCD1212A** Satin Anodised
- SDCD1212BGA** Bright Gold Anodised
- SDCD1212MBL** Matte Black



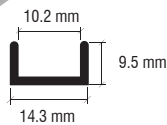

For 10 mm Deep U-Channel (SDCD38) **CRL End Cap**

- SDCEC38CH** Chrome
- SDCEC38BN** Brushed Nickel
- SDCEC38ORB** Oil Rubbed Bronze
- SDCEC38BR** Polished Brass
- SDCEC38MBL** Matte Black
- SDCEC38SC** Satin Chrome

- Covers open end of SDCD and DUC Series U-Channels
- Easy-to-install

For 12 mm Deep U-channel (SDCD12)

- SDCEC12CH** Chrome
- SDCEC12BN** Brushed Nickel
- SDCEC12ORB** Oil Rubbed Bronze
- SDCEC12BR** Polished Brass
- SDCEC12MBL** Matte Black
- SDCEC12SC** Satin Chrome

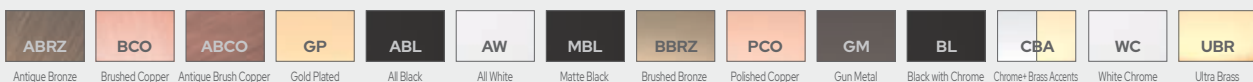


- SDCR38BA** Bright Anodised
- SDCR38BN** Brushed Nickel
- SDCR38ORB** Oil Rubbed Bronze
- SDCR38BGA** Bright Gold Anodised
- SDCR38MBL** Matte Black

CRL Aluminium Regular U-Channel for 10 mm Glass


- Available in 2.41 m lengths
- Wet glazed with clear silicone to secure fixed panels of glass
- Lower profile allows maximum glass exposure
- Use monolithic toughened glass

You may also need Cat. No. EURTV408



CAT. NO.


DESCRIPTION



SDCR12BA Bright Anodised
SDCR12BN Brushed Nickel
SDCR12ORB Oil Rubbed Bronze
SDCR12BGA Bright Gold Anodised
SDCR12MBL Matte Black

CRL Aluminium Regular U-Channel for 12 mm Glass

- Available in 2.41 m lengths
- Wet glazed with clear silicone to secure fixed panels of glass
- Lower profile allows maximum glass exposure
- Use monolithic toughened glass



SDCF38BA
 For 8 mm to 10 mm Glass
 Bright Anodised

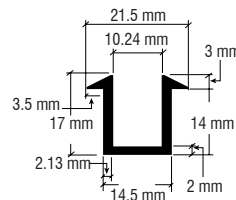
SDCF38BN
 For 8 mm to 10 mm Glass
 Brushed Nickel

SDCF12BA
 For 12 mm Glass
 Bright Anodised

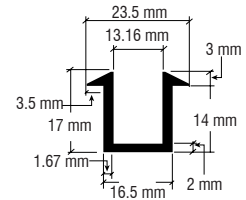
SDCF12BN
 For 12 mm Glass
 Brushed Nickel

CRL Aluminium Recessed U-Channel for 8 to 12 mm Glass

- Available in 2.49 m lengths
- Ideal for recessing glass and creating the "all-glass" appearance
- Top of channel angled to assist with water deflection
- Top lip helps cover edge of tile



SDCF38


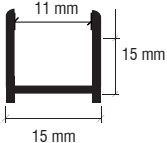

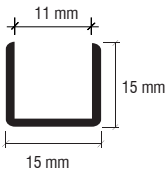

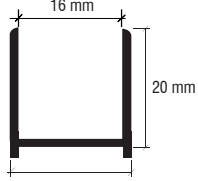

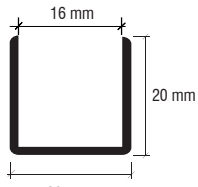

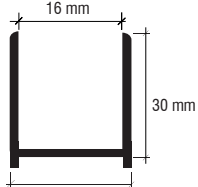

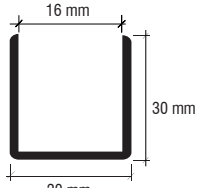

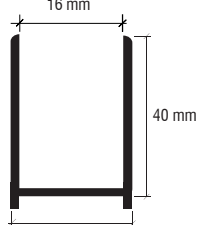

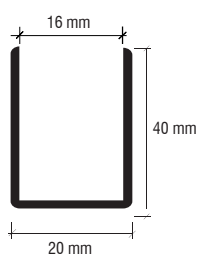


SDCF12

C.R. Laurence is a full service provider of architectural metals, glass fittings, and professional-grade glazing supplies.

- Over 50,000 products available
- With over 100,000 square foot of storage space we are able to despatch your orders quicker than ever
- Specialist advice from our in-house technical team
- CRL's guarantee of quality products across our range



		CAT. NO.	DESCRIPTION
		SDCD1515A Satin Anodised - 2.5 m SDCD1515BA Bright Anodised - 2.5 m SDCD1515BN Brushed Nickel - 2.5 m	CRL Aluminium U-Channel for 10mm to 12 mm Glass <ul style="list-style-type: none"> • Wet glazed with clear silicone to secure glass • 2 mm wall thickness • Channel measures 15 mm x 15 mm x 15 mm
			
		SDCD2020A Satin Anodised - 2.5 m SDCD2020BA Bright Anodised - 2.5 m SDCD2020BN Brushed Nickel - 2.5 m	<ul style="list-style-type: none"> • Channel measures 20 mm x 20 mm x 20 mm
			
		SDCD3020A Satin Anodised - 2.5 m SDCD3020BA Bright Anodised - 2.5 m SDCD3020BN Brushed Nickel - 2.5 m	<ul style="list-style-type: none"> • Channel measures 30 mm x 20 mm x 30 mm
			
		SDCD4020A Satin Anodised - 2.5 m SDCD4020BA Bright Anodised - 2.5 m SDCD4020BN Brushed Nickel - 2.5 m	<ul style="list-style-type: none"> • Channel measures 40 mm x 20 mm x 40 mm
			




You may also need
Cat. No. EURTV408

See next page for end caps

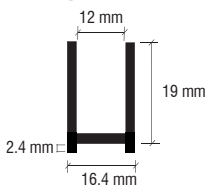
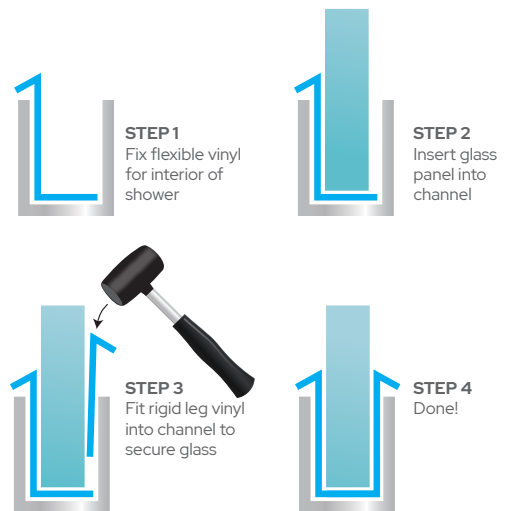
CAT. NO.

DESCRIPTION



- SDCEC1515A** Satin Anodised
15 mm x 15 mm
- SDCEC1515BA** Bright Anodised
15 mm x 15 mm
- SDCEC1515BN** Brushed Nickel
15 mm x 15 mm
- SDCEC2020A** Satin Anodised
20 mm x 20 mm
- SDCEC2020BA** Bright Anodised
20 mm x 20 mm
- SDCEC2020BN** Brushed Nickel
20 mm x 20 mm
- SDCEC3020BA** Bright Anodised
30 mm x 20 mm
- SDCEC4020BA** Bright Anodised
40 mm x 20 mm

**CRL End Cap for SDCD1515/SDCD2020/
SDCD3020/SDCD4020 U-Channels**



- DUC516BA**
Bright Anodised - 8 mm
- DUC516BN**
Brushed Nickel - 8 mm
- DUC38BA**
Bright Anodised - 10 mm
- DUC38BN**
Brushed Nickel - 10 mm
- DUC38ORB**
Oil Rubbed Bronze - 10 mm

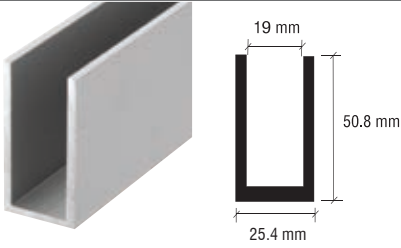
**CRL Dry Glaze U-Channel With Vinyl for
8 mm and 10 mm Glass**

- Available in 2.41 m lengths
- Recess in bottom channel hides caulk line
- Clear vinyl's secure glass in channel and eliminate the need for messy silicone
- Use monolithic toughened glass

	CAT. NO.	DESCRIPTION
	<p> WU3SASL Satin Anodised - 3 m WU3BSASL Brushed Stainless Anodised - 3 m WU3BASL Bright Anodised - 3 m WU3BBASL Bright Brushed Anodised - 3 m WU3BLSL Black - 3 m WU3DUSL Black Bronze - 3 m WU3PORBSL Oil Rubbed Bronze - 3 m WU3SA240 Satin Anodised - 6 m WU3BSA240 Brushed Stainless Anodised - 6 m WU3BA240 Bright Anodised - 6 m WU3BBA240 Bright Brushed Anodised - 6 m WU3BL240 Black - 6 m WU3DU240 Black Bronze - 6 m </p>	<p> CRL Aluminium Shallow 25 mm Wet/Dry Glaze U-Channel </p> <ul style="list-style-type: none"> • Available in 3 m or 6 m lengths • Use with silicone (wet) or glazing gasket (dry) for 10 mm and 12 mm glass • Typically used at the bottom of glass panels • Matching end caps sold separately
	<p> WU3ECSA Satin Anodised WU3ECBS Brushed Stainless WU3ECBSA Brushed Stainless Anodised WU3ECPS Polished Stainless WU3ECBA Bright Anodised WU3ECBBA Bright Brushed Anodised WU3ECSB Satin Brass WU3ECPB Polished Brass WU3ECBL Black WU3ECDU Black Bronze </p>	<p> CRL End Caps for WU3 Shallow 25 mm U-Channel </p> <ul style="list-style-type: none"> • Fits WU3 shallow 25 mm wet/dry glaze U-Channels • Easy-to-install with silicone sealant • Finishes off exposed ends • Custom finishes available
	<p> WU1SASL Satin Anodised - 3 m WU1BSASL Brushed Stainless Anodised - 3 m WU1BASL Bright Anodised - 3 m WU1BBASL Bright Brushed Anodised - 3 m WU1BLSL Black - 3 m WU1DUSL Black Bronze - 3 m WU1PORBSL Oil Rubbed Bronze - 3 m WU1WSL White - 3 m WU1SA240 Satin Anodised - 6 m WU1BSA240 Brushed Stainless Anodised - 6 m WU1BA240 Bright Anodised - 6 m WU2BBA240 Bright Brushed Anodised - 6 m WU1BL240 Black - 6 m WU1DU240 Black Bronze - 6 m </p>	<p> CRL Aluminium Deep 38 mm Wet/Dry Glaze U-Channel </p> <ul style="list-style-type: none"> • Available in 3 m or 6 m lengths • Typically used at the top of glass panels • Use with silicone (wet) or glazing gasket (dry) for 10 mm and 12 mm glass • Typically used at the bottom of glass panels • Matching end caps sold separately
	<p> WU1ECSA Satin Anodised WU1ECBS Brushed Stainless WU1ECBSA Brushed Stainless Anodised WU1ECPS Polished Stainless WU1ECBA Bright Anodised WU1ECBBA Bright Brushed Anodised WU1ECSB Satin Brass WU1ECPB Polished Brass WU1ECBL Black WU1ECDU Black Bronze </p>	<p> CRL End Caps for WU1 Deep 38 mm U-Channel </p> <ul style="list-style-type: none"> • Fits WU1 deep 38 mm wet/dry glaze U-Channels • Easy-to-install with silicone sealant • Finishes off exposed ends

CAT. NO.


DESCRIPTION



WU2SASL Satin Anodised - 3 m
WU2BSASL Brushed Stainless Anodised - 3 m
WU2BASL Bright Anodised - 3 m
WU2BBASL Bright Brushed Anodised - 3 m
WU2BLSL Black - 3 m
WU2DUSL Black Bronze - 3 m
WU2SA240 Satin Anodised - 6 m
WU2BSA240 Brushed Stainless Anodised - 6 m
WU2BA240 Bright Anodised - 6 m
WU2BBA240 Bright Brushed Anodised - 6 m
WU2BL240 Black - 6 m
WU2DU240 Black Bronze - 6 m

CRL Aluminium Deep 51 mm Wet/Dry Glaze U-Channel


- Available in 3 m or 6 m lengths
- Typically used at the top of glass panels
- Use with silicone (wet) or glazing gasket (dry) for 10 mm and 12 mm glass
- Matching end caps sold separately



WU2ECSA Satin Anodised
WU2ECBS Brushed Stainless
WU2ECBSA Brushed Stainless Anodised
WU2ECPS Polished Stainless
WU2ECBA Bright Anodised
WU2ECBBA Bright Brushed Anodised
WU2ECSB Satin Brass
WU2ECBL Black
WU2ECDU Black Bronze

CRL End Caps for WU2 Deep 51 mm U-Channel

- Fits WU2 deep 51 mm wet/dry glaze U-Channels
- Easy-to-install with silicone sealant
- Finishes off exposed ends



Black Finish

RG38100 10 mm Glass
 30 m Length Roll
RG38500 10 mm Glass
 152 m Length Roll
RG12100 12 mm Glass
 30 m Length Roll
RG12500 12 mm Glass
 152 m Length Roll

Grey Finish

RGG38100 10 mm Glass
 30 m Length Roll
RGG12100 12 mm Glass
 30 m Length Roll

CRL Roll-In Glazing Gasket

- Roll-in glazing gasket for 10 mm and 12 mm glass
- Eliminates the need for silicone
- Black colour material can be used with all finishes of our wet/dry U-Channel
- For use with WU1, WU2, WU3 channel



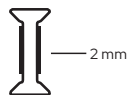

There are even more products online...

At CRL we offer over 50,000 products, if you can't find what you're looking for in this brochure visit our website at www.crlaurence.co.uk or call us on **00 800 0421 6144**.



CAT. NO.

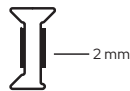
DESCRIPTION



EZCC88 8.8 mm, Laminated Glass
EZCC10 10 mm, Toughened Glass
EZCC108 10.8 mm, Laminated Glass
EZCC12 12 mm, Toughened Glass
EZCC128 12.8 mm, Laminated Glass

CRL Clear Glass Joint System 180° Partition Strip

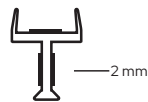
- Provides a clear slimline finish between two glass panels
- Excellent adhesion from pre-applied high bond tape
- 3 m lengths



EZCL10 10 mm, Toughened Glass
EZCL12 12 mm, Toughened Glass
EZCL128 12.8 mm, Laminated Glass

CRL Clear Glass Joint System 90° Corner Protection Strip

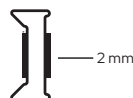
- Provides a clear slimline finish between two glass panels
- Excellent adhesion from pre-applied high bond tape
- 3 m lengths



EZCT10 10 mm, Toughened Glass
EZCT108 10.8 mm, Laminated Glass
EZCT12 12 mm, Toughened Glass

CRL Clear Glass Joint System 3-Way Partition Strip

- Provides a clear slimline finish between two glass panels
- Excellent adhesion from pre-applied high bond tape
- 3 m lengths



EZCE10 10 mm, Toughened Glass
EZCE108 10.8 mm, Laminated Glass
EZCE12 12 mm, Toughened Glass
EZCE128 12.8 mm, Laminated Glass

CRL Clear Glass Joint System Abutment Strip

- Provides a clear slimline finish between two glass panels
- Excellent adhesion from pre-applied high bond tape
- 3 m lengths

CAT. NO.

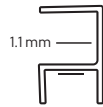
DESCRIPTION



- CLON10** 10 mm, Toughened Glass
- CLON108** 10.8 mm, Laminated Glass
- CLON12** 12 mm, Toughened Glass
- CLON128** 12.8 mm, Laminated Glass

**CRL Clear Glass Joint System
180° In-Line 2-Way Partition Strip**

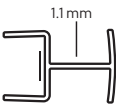
- Clips over the glass joint
- 3 m lengths
- Does not feature clear high bond tape



- CLON210** 10 mm, Toughened Glass
- CLON2108** 10.8 mm, Laminated Glass
- CLON212** 12 mm, Toughened Glass
- CLON2128** 12.8 mm, Laminated Glass

**CRL Clear Glass Joint System
90° 2-Way Partition Strip**

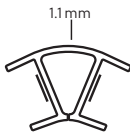
- Clips over the glass joint
- Excellent adhesion from pre-applied clear high bond tape
- 3 m lengths



- CLON310** 10 mm, Toughened Glass
- CLON3108** 10.8 mm, Laminated Glass
- CLON312** 12 mm, Toughened Glass
- CLON3128** 12.8 mm, Laminated Glass

**CRL Clear Glass Joint System
90° 3-Way Partition Strip**

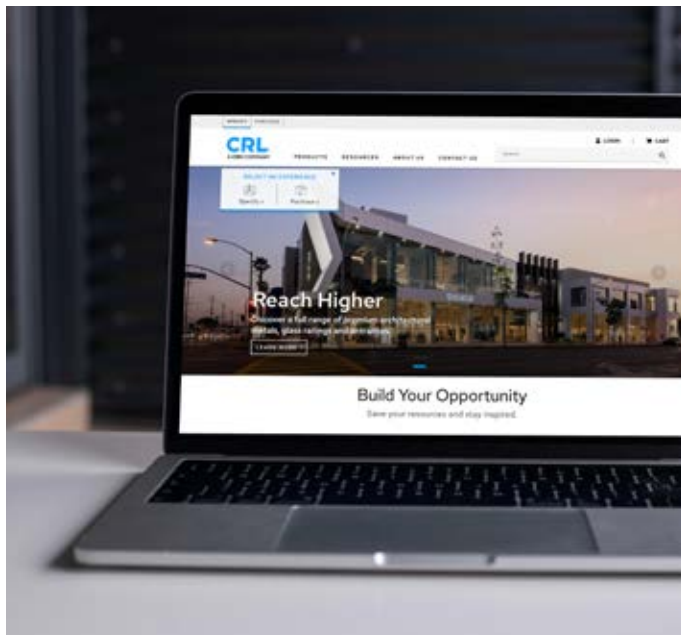
- Clips over the glass joint
- Excellent adhesion from pre-applied clear high bond tape
- 3 m lengths



- CLON410** 10 mm, Toughened Glass
- CLON4108** 10.8 mm, Laminated Glass
- CLON412** 12 mm, Toughened Glass
- CLON4128** 12.8 mm, Laminated Glass

**CRL Clear Glass Joint System
135° 2-Way Partition Strip**

- Clips over the glass joint
- Excellent adhesion from pre-applied clear high bond tape
- 3 m lengths



At crlaurence.co.uk there are thousands of quality products just a few clicks away. With instant access to the latest pricing and availability you have all the information you need at the click of a mouse.

Our home page is regularly updated with all of the latest products and offers so you have the most up to date information at your fingertips.




Protective Screens

From portable partition screens to floor mounted moveable screens, our range of protective screen fittings make it simple to create a hygiene barrier that still enables colleagues, staff and customers to interact.

Fittings for both interior and exterior environments are included and can be chosen in a range of finishes so as to blend in with the environment.

CAT. NO.

DESCRIPTION



PPS600MBL

Matte Black - Up to Max 600 mm Screen Height

PPS600BS

Brushed Stainless - Up to Max 600 mm Screen Height

PPS800MBL

Matte Black - Up to Max 800 mm Screen Height

PPS800BS

Brushed Stainless - Up to Max 800 mm Screen Height

PPS1000MBL


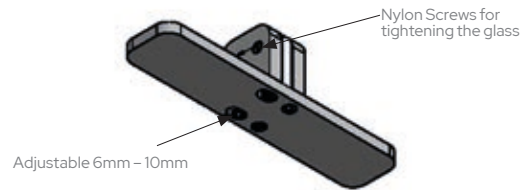
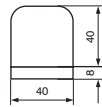
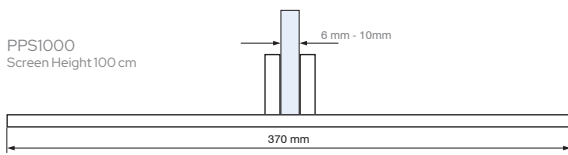
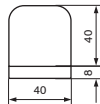
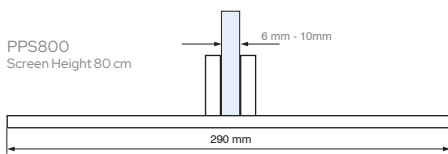
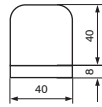
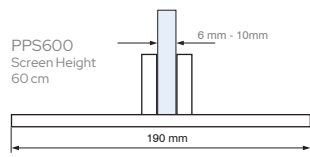
Matte Black - Up to Max 1000 mm Screen Height

PPS1000BS

Brushed Stainless - Up to Max 1000 mm Screen Height

Portable Partition Screen Fitting

- Support for tempered or laminated glass or acrylic screen
- Adjustable thickness 6 mm - 10 mm
- Anti-slip base
- Recommended: 2 Fittings / metre, 3 Fittings / 1.5 metre



Got a product query?

Contact our experienced Technical Team on
00 800 0421 6144 or email crl@crlaurence.co.uk

CAT. NO.

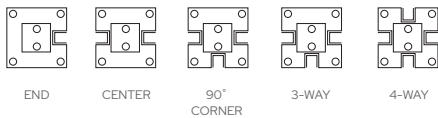
DESCRIPTION



- D990A12E**
Satin Anodised - End Part
- D990BL12E**
Matte Black - End Part
- D990A12C**
Satin Anodised - Centre Part
- D990BL12C**
Matte Black - Centre Part
- D990A12CR**
Satin Anodised - Corner Part
- D990BL12CR**
Matte Black - Corner Part
- D990A123W**
Satin Anodised - 3 Way Part
- D990BL123W**
Matte Black - 3 Way Part
- D990A124W**
Satin Anodised - 4 Way Part
- D990BL124W**
Matte Black - 4 Way Part

Aluminium Partition Posts - 12"

- 5 standard configurations – end, centre, corner, 3-way, 4-way
- Aluminum tubing with full length channels for 6 mm thick glass
- Top cap and mounting base included
- Use Monolithic Toughened Glass



- D990A18E**
Satin Anodised - End Part
- D990BL18E**
Matte Black - End Part
- D990A18C**
Satin Anodised - Centre Part
- D990BL18C**
Matte Black - Centre Part
- D990A18CR**
Satin Anodised - Corner Part
- D990BL18CR**
Matte Black - Corner Part
- D990A183W**
Satin Anodised - 3 Way Part
- D990BL183W**
Matte Black - 3 Way Part
- D990A184W**
Satin Anodised - 4 Way Part
- D990BL184W**
Matte Black - 4 Way Part

Aluminium Partition Posts - 18"

- 5 standard configurations – end, centre, corner, 3-way, 4-way
- Aluminum tubing with full length channels for 6 mm thick glass
- Top cap and mounting base included
- Use Monolithic Toughened Glass



CAT. NO.

DESCRIPTION



- D990A24E**
Satin Anodised - End Part
- D990BL24E**
Matte Black - End Part
- D990A24C**
Satin Anodised - Centre Part
- D990BL24C**
Matte Black - Centre Part
- D990A24CR**
Satin Anodised - Corner Part
- D990BL24CR**
Matte Black - Corner Part
- D990A243W**
Satin Anodised - 3 Way Part
- D990BL243W**
Matte Black - 3 Way Part
- D990A244W**
Satin Anodised - 4 Way Part
- D990BL244W**
Matte Black - 4 Way Part

Aluminium Partition Posts - 24"

- 5 standard configurations – end, centre, corner, 3-way, 4-way
- Aluminum tubing with full length channels for 6 mm thick glass
- Top cap and mounting base included
- Use Monolithic Toughened Glass



- D990A30E**
Satin Anodised - End Part
- D990BL30E**
Matte Black - End Part
- D990A30C**
Satin Anodised - Centre Part
- D990BL30C**
Matte Black - Centre Part
- D990A30CR**
Satin Anodised - Corner Part
- D990BL30CR**
Matte Black - Corner Part
- D990A303W**
Satin Anodised - 3 Way Part
- D990BL303W**
Matte Black - 3 Way Part
- D990A304W**
Satin Anodised - 4 Way Part
- D990BL304W**
Matte Black - 4 Way Part

Aluminium Partition Posts - 30"

- 5 standard configurations – end, centre, corner, 3-way, 4-way
- Aluminum tubing with full length channels for 6 mm thick glass
- Top cap and mounting base included
- Use Monolithic Toughened Glass



Centre

6406412



End

6406512



Corner

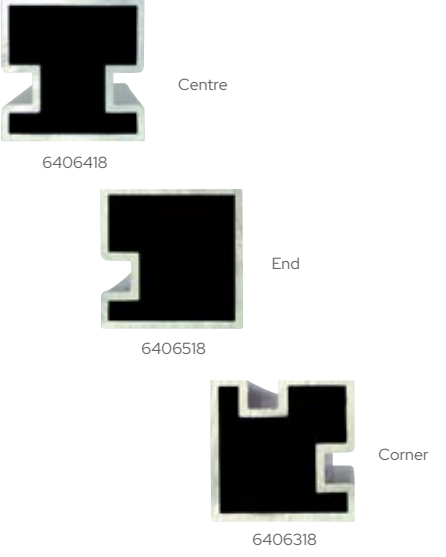

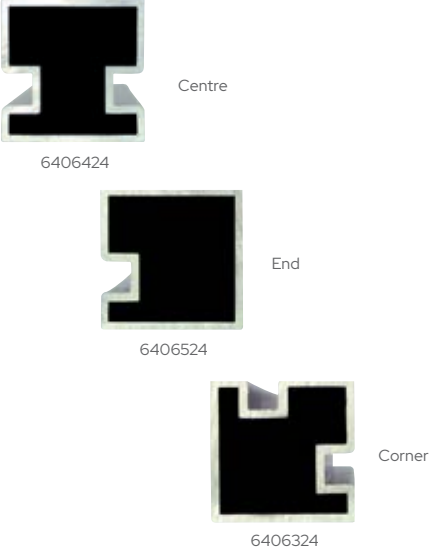

6406312

- 6406412**
Satin Anodised - Centre Post
- 6409312**
Matte Black - Centre Post
- 6406512**
Satin Anodised - End Post
- 6409412**
Matte Black - End Post
- 6406312**
Satin Anodised - Corner Post
- 6409512**
Matte Black - Corner Post

Aluminium Partition Posts - 12"

- For use with 6 mm glazing
- Available in satin anodised, buffed brite anodised, duranodic bronze
- Use Monolithic Toughened Glass



	CAT. NO.	DESCRIPTION
 <p>Centre 6406418</p> <p>End 6406518</p> <p>Corner 6406318</p>	<p>6406418 Satin Anodised - Centre Post</p> <p>6409418 Matte Black - Centre Post</p> <p>6406518 Satin Anodised - End Post</p> <p>6409518 Matte Black - End Post</p> <p>6406318 Satin Anodised - Corner Post</p> <p>6409318 Matte Black - Corner Post</p>	<p>Aluminium Partition Posts - 18"</p> <ul style="list-style-type: none"> • For use with 6 mm glazing • Available in satin anodised, buffed brite anodised, duranodic bronze • Use Monolithic Toughened Glass 
 <p>Centre 6406424</p> <p>End 6406524</p> <p>Corner 6406324</p>	<p>6406424 Satin Anodised - Centre Post</p> <p>6409424 Matte Black - Centre Post</p> <p>6406524 Satin Anodised - End Post</p> <p>6409524 Matte Black - End Post</p> <p>6406324 Satin Anodised - Corner Post</p> <p>6409324 Matte Black - Corner Post</p>	<p>Aluminium Partition Posts - 24"</p> <ul style="list-style-type: none"> • For use with 6 mm glazing • Available in satin anodised, buffed brite anodised, duranodic bronze • Use Monolithic Toughened Glass 

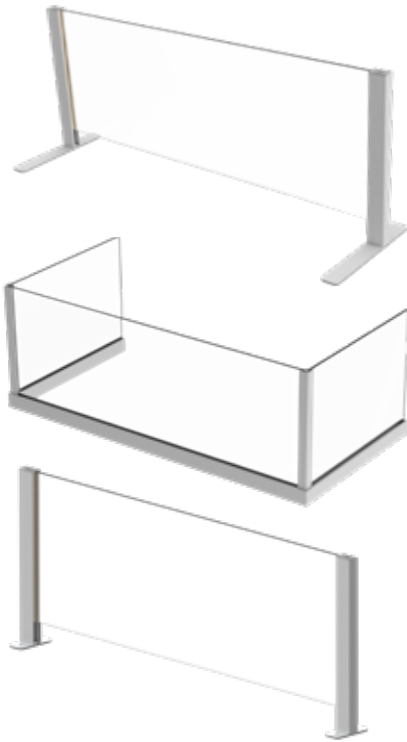


With over 100,000 square foot of storage space we are able to despatch your orders quicker than ever.

Orders are shipped daily from the CRL Warehouse via our trusted carriers. Orders are generally received next day. See our service and shipping information on page 201 or at www.crlaurence.co.uk

CAT. NO.

DESCRIPTION



DDSPROFILESA

Satin Anodised - DDS profile, 3 m

DDSLSA

Satin Anodised - DDS 90 deg. profile, 3 m

DDSFSA

Satin Anodised - DDS base fixed flange, with top cap

DDSFBSA

Satin Anodised - DDS free standing base plate, with top cap

DDS2G

DDS 2 mm thickness gasket, 3 m

DDS4G

DDS 4 mm thickness gasket, 3 m

DDS6G

DDS 6 mm thickness gasket, 3 m

DDSI CB

DDS internal corner bracket

DDSEC

DDS End caps (set of 2)

DDSPS6

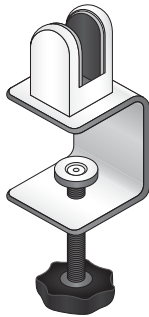
DDS Plastic support, for 6 mm glass

DDSPS8

DDS Plastic support, for 8 mm glass

Desktop Design System

- A new and innovative range of desktop and countertop designs from CRL
- Using a modular system the installer can create glass screens of varying heights for either fixed or freestanding solutions
- A base profile with corner connectors provides one useful solution or the same profile can be used as post supports to be fixed back to the surface or to free standing feet



MDSCLAMP

Moveable Desktop Screen Clamp

- This new innovative clamp from CRL allows screens to be temporarily installed either parallel or perpendicular to the surface edge without damaging the desk or work surface
- This solution provides space saving benefits allowing the glass screen to be fixed close to the edge of the surface
- **CRL square or D shaped glass clamps to be ordered separately to be fixed to the moveable desktop screen clamp. Call Technical Sales for further assistance**



31CSS102BS

Brushed Stainless Steel

CRL Glass Clamp

- For a glass thickness of 6 mm to 10 mm
- 316 grade stainless steel
- Maximum holding capacity 8 kg per clamp based on 4 clamps being used
- (L) 55 mm, (H) 55 mm, (Y) 17 mm

	CAT. NO.	DESCRIPTION
	<p>EUZFBBN Brushed Nickel</p> <p>EUZFBCH Chrome</p> <p>EUZFBBS Brushed Stainless</p> <p>EUZFBPS Polished Stainless</p>	<p>CRL Large D Shape Flat Back Clamp</p> <ul style="list-style-type: none"> • For 8 mm to 12.76 mm toughened or laminated glass • The ideal clamp for use on mezzanines, partitions, railings and windbreaks • Steel pin included for additional glass support • Rubber gasket not included • Please order the following rubber gaskets to suit: <ul style="list-style-type: none"> CAT.NO. EUZ8G for 8 mm glass CAT.NO. EUZ876G for 8.76 mm glass CAT.NO. EUZ10G for 10 mm glass CAT.NO. EUZ1076G for 10.76 mm glass CAT.NO. EUZ12G for 12 mm glass CAT.NO. EUZ1276G for 12.76 mm glass
	<p>EUZSFBBN Brushed Nickel</p> <p>EUZSFBCH Chrome</p> <p>EUZSFBBS Brushed Stainless</p> <p>EUZSFBPS Polished Stainless</p>	<p>CRL Square Type Flat Back Clamp</p> <ul style="list-style-type: none"> • For 6 mm to 10.76 mm glass • The ideal clamp for use on mezzanines, partitions, railings and windbreaks • Steel pin not included • Rubber gasket not included • Please order the following rubber gaskets to suit: <ul style="list-style-type: none"> CAT.NO. EUZS6G for 6 mm glass CAT.NO. EUZS8G for 8 mm glass CAT.NO. EUZS876G for 8.76 mm glass CAT.NO. EUZS10G for 10 mm glass CAT.NO. EUZS1076G for 10.76 mm glass
	<p>E214A Two-Way Aluminium 90 Degree Glass Connector</p> <p>E314A 3-Way 90 Degree Aluminium Glass Connector</p> <p>E414A Anodised Aluminium 4-Way 90 Degree Glass Connector</p> <p>E180A Anodised Aluminium Two-Way 180 Degree Glass Connector</p>	<p>Glass Corner Connectors</p> <ul style="list-style-type: none"> • Chrome finish • Lightweight, Strong, and Durable • Connectors for 5 to 6 mm Glass • Ideally suited for "High Tech" looking modular display systems • Two-Way 90 degree Connectors are used for connecting vertical and horizontal corners of display cubes • The infill panels are secured with nylon tipped screws; no drilling of the glass or other material is required
	<p>SGC90TCH Polished Chrome</p> <p>SGC90TBN Brushed Nickel</p>	<p>CRL Top Mount Clamps - Square 90 Degree Glass-to-Glass T-Junction Clamp</p> <ul style="list-style-type: none"> • A nice option to more traditional u-channel, in that the clamps help the appearance of an 'all-glass' look • Glass fabrication required to accommodate clamps • Use monolithic tempered glass • For 10 to 12 mm glass • Solid brass

CAT. NO.

DESCRIPTION



SGC90CH
Polished Chrome
SGC90BN
Brushed Nickel

CRL Top Mount Clamps - Square 90 Degree Glass-to-Glass T-Junction Clamp

- A nice option to more traditional u-channel, in that the clamps help the appearance of an 'all-glass' look
- Glass fabrication required to accommodate clamps
- Use monolithic tempered glass
- For 10 to 12 mm glass
- Solid brass



SGC037CH
Polished Chrome
SGC037BN
Brushed Nickel

CRL Top Mount Clamps - Fixed Panel Square Clamp With Small Leg

- Made of duplex 2205 stainless steel
- Does not require holes in the glass
- Perfect for bracing glass partitions, windscreens, sound walls, and pool fencing panels
- For 10 to 12 mm glass



SGC039CH
Polished Chrome
SGC039BN
Brushed Nickel

CRL Top Mount Clamps - Fixed Panel Square Clamp With Large Leg

- Larger leg covers more wall surface
- Use monolithic toughened glass
- Requires 19 mm hole in glass
- Clamps contribute to 'all-glass' appearance
- For 10 to 12 mm glass



SOGC90CH
Polished Chrome
SOGC90BN
Brushed Nickel

CRL Top Mount Clamps - Sleeve Over Glass Clamp 90 Degree

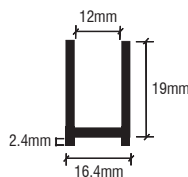
- Use monolithic tempered glass
- For 8 to 12 mm thick glass
- Assists with shear forces
- Holds glass panels in position while sealant cures
- Solid brass



SOGCT90CH
Polished Chrome
SOGCT90MBL
Matte Black
SOGCT90BN
Brushed Nickel

CRL Top Mount Clamps - 90 Degree "Sleeve Over" T-Junction Glass Clamp

- Assists with shear forces
- Holds glass panels in position while sealant cures
- Use monolithic tempered glass
- For 8 to 12 mm thick glass
- Solid brass



NOTE: glass is not included

8 mm glass
DUC516BA
Bright Anodised
DUC516BN
Brushed Nickel
10 mm glass
DUC38BA
Bright Anodised
DUC38BN
Brushed Nickel

CRL Dry Glaze U-Channel With Vinyl for 8 and 10 mm glass

- Clear vinyls secure glass in channel and eliminate the need for messy silicone
- Recess in bottom channel hides caulk line
- DUC38 can be used with 8mm glass where RV8DUC rigid vinyl is used (available separately)
- Individually packaged
- 2.49 m length
- Solid brass

		CAT. NO.	DESCRIPTION
		8 mm glass SDCD516BA Bright Anodised SDCD516BN Brushed Nickel SDCD516MBL Matte Black	CRL Aluminium U Channels for 8, 10 and 12 mm glass <ul style="list-style-type: none"> • Available in 2.49 m lengths • Wet glaze with clear silicone • Extremely versatile extrusion in up to 5 popular finishes - see crlaurence.co.uk
		10 mm glass SDCD38BA Bright Anodised SDCD38BN Brushed Nickel SDCD38MBL Matte Black	
		12 mm glass SDCD12BA Bright Anodised SDCD12BN Brushed Nickel SDCD12MBL Matte Black	
		EUMB8SA Satin Anodised - 8 mm Glass EUMB8BN Brushed Nickel - 8 mm Glass EUMB10SA Satin Anodised - 10 mm Glass EUMB10BN Brushed Nickel - 10 mm Glass EUMB12SA Satin Anodised - 12 mm Glass EUMB12BN Brushed Nickel - 12 mm Glass	CRL Clamping Profile <ul style="list-style-type: none"> • Sold per 4 metre length • Includes L shaped channel, cladding, gaskets and glass spacers
		WU3SASL Satin Anodised - 25.4 mm Depth WU3BSASL Brushed Satin Anodised - 25.4 mm Depth WU3BASL Bright Anodised - 25.4 mm Depth WU1SASL Satin Anodised - 38 mm Depth WU1BSASL Brushed Satin Anodised - 38 mm Depth WU1BASL Bright Anodised - 38 mm Depth WU2SASL Satin Anodised - 51 mm Depth WU2BSASL Brushed Satin Anodised - 51 mm Depth WU2BASL Bright Anodised - 51 mm Depth RG38100 Gasket - Used with 10 mm glass RG12100 Gasket - Used with 12 mm glass	CRL Wet/Dry Glaze U-Channel <ul style="list-style-type: none"> • Typically used at the bottom of glass panels • Use with silicone (wet) or glazing gasket (dry) for 10 and 12 mm toughened glass • 3 m stock lengths • Also available in 6 m stock length
		To secure 10mm glass, order gasket RG38100 To secure 12mm glass, order gasket RG12100	
			

CAT. NO.

DESCRIPTION



SST5

SST7

SST5
127 mm Diameter
SST7
178 mm Diameter

CRL Brushed Stainless Steel Speak-Thru

- Designed to eliminate drafts
- Provides natural voice transmission
- Offset slots in front and rear prevent tampering from the outside
- Two sets of screws accommodate glazing from 6 to 32 mm thick



N666
153 mm Diameter
N777
178 mm Diameter

CRL Bullet Resistant Speak-Thru

- Louvers spaced to deflect projectiles
- Made of heavy stainless steel with brushed finish
- Designed for use with bullet resistant glass, acrylic or polycarbonate
- Accommodates glazing thicknesses from 30 to 48 mm
- Optional spacer rings available for use with glazing materials less than 30 mm thick



834A
127 mm Diameter - Satin Anodised
834DU
127 mm Diameter - Duranodic Bronze Aluminum

CRL Aluminum No-Draft Speak-Thru

- Eliminates drafts
- Theft-proof locking device
- Easy-to-install
- Designed to allow audible transmission of voice requests at ticket windows, box offices, and more
- Prevent tampering from the outside, and stop drafts to the interior
- Each unit is individually boxed with gaskets and mounting screws for installation on glass from 6 mm to 12 mm thick



425A

405DU

405A
102 mm Diameter - Satin Anodised
405DU
102 mm Diameter - Duranodic Bronze
425A
152 mm Diameter - Satin Anodised
425DU
152 mm Diameter - Dark Bronze

CRL Covered Speak-Thru - Metal Cover

- Screened opening for insect free environment
- 102 and 152 mm models available in two finishes



410A
102 mm Diameter - Satin Anodised
410DU
102 mm Diameter - Dark Bronze
430A
152 mm Diameter - Satin Anodised
430DU
152 mm Diameter - Dark Bronze

CRL Covered Speak-Thru - Lucite Cover

- Screened opening for insect free environment
- 102 And 152 mm models available in two finishes

CRL Posiglaze Adjustable Glass Screen System



For interior and exterior applications



For a standard 3 m surface mount installation, the following components will be required:

- 1 x 3 m Surface Mount Base Shoe
- 2 x 3 m Top Clip
- 1 x Clamp kit to suit specified glass thickness
- 1 x Spanner

CAT. NO.

DESCRIPTION



EPGDSV
Brushed Stainless Steel
Anodised finish

EPGDBL
Black Anodised finish

CRL Surface Mount Base Shoe

- For use with 12 to 21.52 mm glass
- Predrilled first hole from edge of base shoe: 100 mm
- Predrilled centre-to-centre hole distance: 200 mm
- Hole suited to 12 mm fixing bolt and counter bored to sink the bolt head
- 3 m length



EPGTSBL
Black Plastic

EPGTSSV
Silver

CRL Top Clip

- Holds the gasket
- Pressed onto the channel at the end of the installation
- Covers the clamps from and prevents debris from entering the channel
- 3 m length



EPG12SET 12 mm Glass

EPG15SET 15 mm Glass

EPG19SET 19 mm Glass

EPG13SET 13.52 mm Glass

EPG17SET 17.52 mm Glass

EPG21SET 21.52 mm Glass

CRL Clamp Kits

- Includes components for a 3 m length of base shoe
- Glass clamps have a ± 1 mm tolerance to accommodate varying interlayer thicknesses in the glass
- Includes the clamp bars which sit into the top mould of the clamps and the clamp bolts which screw into the bars and are then undone to hold the glass in place. These are undone and tightened each side allowing the glass alignment
- Includes 6 m gasket to suit glass thickness

CRL Spig-Lite Pro Adjustable Glass Screen System

For interior and exterior applications

For a standard 1 m glass balustrade, the following components will be required:

- 2 x Spigots
- 2 x Clamps
- 4 x Top Clips
- 1 x 1 m length Gasket
- 1 x Spanner



CAT. NO.

DESCRIPTION



ESP1G
Spig-Lite Pro Spigot
ESP1GSAMPLE
Spig-Lite Pro Sample

CRL Spigot

- For use with 12 to 21.52 mm glass
- Pre-drilled in the centre
- Pre-finished Graphite Grey



ESP1GTCL
12 and 15 mm Glass
ESP1GTCS
17.52 and 21.52 mm Glass

CRL Top Clip

- Holds the gasket
- Pressed onto the channel at the end of the installation
- Pre-finished Graphite Grey



ESP1G12C 12 mm Glass
ESP1G15C 15 mm Glass
ESP1G17C 17 mm Glass
ESP1G21C 21.52 mm Glass

CRL Clamp Kits

- Glass clamps have a ± 1 mm tolerance to accommodate varying interlayer thicknesses in the glass
- Includes the clamp bars which sit into the top mould of the clamps and the clamp bolts which screw into the bars and are then undone to hold the glass in place. These are undone and tightened each side allowing the glass alignment



ESP1GGL 12, 17.52 and 21.52 mm Glass
ESP1GGS 15 mm Glass

CRL Gasket

- 1 m length



Safety – Personal Protection Equipment

Your safety is our prime concern, and our wide range of industry leading Personal Protective Equipment will ensure you stay safe on the job.

From gloves to goggles, we are the one-stop shop for all your safety needs.

Performance Information

1 being the lowest performance index

abrasion resistance performance index (1-4)

blade cut resistance performance index (1-5)

tear resistance performance index (1-4)

puncture resistance performance index (1-4)



4 5 4 4



CAT. NO.

DESCRIPTION



0601
152 mm

06012
203 mm

Best Seller

CRL Cut Resistant Level 5 Wrist Guard

- Our best value Wrist Guard
- Hook & Loop fastening
- Sold by the pair
- BS EN 388 3-5-4-4
- Can be worn on either arm
- Durable and Comfortable

Tested to BS EN 388 3-5-4-4



4X2259M
229 mm

4X2257M
178 mm

Nylon Wrist Protectors

- Lightweight and flexible
- Available in two lengths
- ANSI Level 2 cut protection
- Sold only by the pair
- Not certified to BS EN 388 - Classed as minimal risk
- Can be worn on either arm
- Durable and Comfortable



063710
254 mm

063714
356 mm





063718
457 mm








CRL Marigold Sleeves

- BS EN 388 1-3-4-X

Tested to BS EN 388 1-3-4-X








Safety - Personal Protection Equipment

	CAT. NO.	DESCRIPTION
	0606	<p>CRL Gristle Gloves</p> <ul style="list-style-type: none"> • Lightweight cotton gloves with knitted wrists • Fully dipped polyurethane coating for improved grip • Not certified to BS EN 388 • Classed as minimal risk • One size
	06062	<p>Blue Textured Latex Gloves</p> <ul style="list-style-type: none"> • Medium weight crinkle natural rubber coating • 100% cotton jersey liner • BS EN 388 1-1-3-1 <p>Tested to BS EN 388 1-1-3-1</p>
	0626 Medium 0627 Large	<p>CRL Powerflex + Performance Glove</p> <ul style="list-style-type: none"> • Excellent cut resistance and grip • Protects against cuts, punctures and slashes • Cut level 4 • Sold in pairs • BS EN 388 3-4-4-4 <p>Tested to BS EN 388 3-4-4-4</p>
	300KVS Small 300KVM Medium 300KVL Large 300KVXL Extra Large	<p>CRL Atlas® Cut-Resistant Gloves</p> <ul style="list-style-type: none"> • The perfect glove for glass fabricators • Ergonomic fit as well as an outstanding grip • ANSI cut resistance: 3 • Comes in 4 sizes
	0630 Medium 0630A Large	<p>Easyflex Light Nitrile Gloves</p> <ul style="list-style-type: none"> • BS EN 388 2-1-1-1 <p>Tested to BS EN 388 2-1-1-1</p>
	0637S Small 0637M Medium 0637L Large 0637XL Extra Large	<p>CRL Mariflex Industrial Gloves</p> <ul style="list-style-type: none"> • Protects against cuts, punctures and slashes • Sold in pairs • BS EN 388 3-1-4-3 <p>Tested to BS EN 388 3-1-4-3</p>
	962FDS Small 962FDM Medium 962FDL Large 962FDXL Extra Large	<p>CRL Fuzzy Duck® PVC Gloves</p> <ul style="list-style-type: none"> • Breathable PVC coating keeps hands cool • Two-piece jersey liner for comfort • Excellent gripping properties on glass • Four sizes to assure a perfect fit • BS EN 388 3-1-2-1 <p>Tested to BS EN 388 3-1-2-1</p>

	CAT. NO.	DESCRIPTION
	10	<p>CRL Knit Wrist Smooth Palm Gloves</p> <ul style="list-style-type: none"> • For handling glass and sheet metal • Smooth rubber coating for glass use • Fleece-like lined interior
	12W	<p>CRL Gauntlet Cuff Wrinkle Finish Natural Rubber Palm Gloves</p> <ul style="list-style-type: none"> • For handling glass and sheet metal • Wrinkled to prevent slippage • Fleece-like lined interior • Flexible natural rubber coating
	<p>GR IPL Large</p> <p>GR IPXL Extra Large</p> <p>GR IP2X Extra Extra Large</p>	<p>CRL GripPro Impact Performance Gloves</p> <ul style="list-style-type: none"> • Shock absorbing Impact-X™ padding • Heavy-Duty Elastic Hook & Loop closure • Lightweight and Durable RhinoTex™ synthetic leather palm • Not certified to BS EN 388 - Classed as minimal risk
	8K	<p>CRL Knit Wrist Cotton Gloves</p> <ul style="list-style-type: none"> • White 100% cotton for light duty work • Washable • Knitted wrist bands
	0624	<p>Cutter's Apron</p> <ul style="list-style-type: none"> • Green heavy duty apron • Lined reinforced front and pocket • Tested BS EN 388 4-5-4-2
	0602B	<p>Leather Apron Without Bib</p> <ul style="list-style-type: none"> • Chrome leather • Not Certified to BS EN 388 - classed as minimal risk
	2235	<p>Plastic Apron</p> <ul style="list-style-type: none"> • Full splash protection • Comfortable, lightweight and washable • General purpose apron for use in wet conditions • 1,092 mm long

Tested to BS EN 388 4-5-4-2

Safety - Personal Protection Equipment

	CAT. NO.	DESCRIPTION
	<p>993898MD Medium</p> <p>993898LG Large</p> <p>993898XL Extra Large</p>	<p>CRL Cut Protection Polo Shirt</p> <ul style="list-style-type: none"> • Dark blue with grey sleeves • Maximum cut and puncture resistance • Offers both style and comfort • Cordura® material reinforcement in the belly area • Tested to EN 388 Cut Level five and a puncture rating of four
	<p>PKJ153MD Medium</p> <p>PKJ153LG Large</p> <p>PKJ153XL Extra Large</p>	<p>CRL Cut Protection Jacket</p> <ul style="list-style-type: none"> • Provides maximum protection • Heavy-duty and durable • Provides cut resistance to level five for the arms and shoulders and a puncture rating of three • The exterior design features a snap closure front and two front flap pockets, while the inside has a comfortable poly-cotton liner
	<p>0604</p>	<p>Handling Lap Without Thumb Hole</p> <ul style="list-style-type: none"> • Soft rubber for extra grip
	<p>HG245</p>	<p>CRL Glass Hand Pad</p> <ul style="list-style-type: none"> • Heavy-duty rubber holds glass firmly • 124 mm x 172 mm hand pad • 25 mm diameter thumb hole
	<p>CL0210 Clear Lens</p>	<p>CRL Radians® Vector™ Safety Glasses</p> <ul style="list-style-type: none"> • Great protection • Classic design • 100% polycarbonate lens that meets the ANSI Z87.1-1989 Standard • Distortion-free with fog and scratch resistance built in
	<p>0607</p>	<p>CRL Safety Goggles</p> <ul style="list-style-type: none"> • Strong lightweight goggles with good clear vision and ventilated sides to prevent misting • They offer comfort and protection against flying particles, dust and splash • Tested to BSEN 166 type F and GGF approved
	<p>0608</p>	<p>CRL Lightweight Visitor Spectacles</p> <ul style="list-style-type: none"> • Distortion free, anti-glare clear lenses • Can be worn with or without prescription glasses • Feature exclusive wrap-around side shields, and an anti-glare brow guard • Impact resistant polycarbonate spectacles

CAT. NO.

DESCRIPTION

CRLMASK

CRL Disposable Face Mask

- Pack of 50



ES986

CRL Disposable Foam Ear Plugs

- Economical ear protection
- 200 wrapped pairs per box



347

CRL Armadillo Knee Pads

- Flexible air cushion for added protection
- One size fits all



0614



CRL Safety Helmet

- Made from an improved, injection-moulded, high density polyethylene that offers superior protection against impact, penetration, and shock
- Good resistance to chemicals and voltage, yet it weighs less than 340 g, making it comfortable to wear
- Four point integral suspension has head gripping, extra contoured nape strap for better fits of all head sizes
- Certified to BS EN 397 and GGF approved



Tested to BS EN 397

Safety - Personal Protection Equipment

	CAT. NO.	DESCRIPTION
	OB1SS	CRL 80% Alcohol Surface Sanitiser Spray <ul style="list-style-type: none">• Fast application• Covers large areas quickly and easily• 400 ml
	OB1HS	CRL 70% Alcohol Hand Sanitiser Gel <ul style="list-style-type: none">• Protective against harmful virus and bacteria• Fast drying• Provides prolonged protection to hands and skin• Proven hand hygiene aid for instant protection and safety• Contains an emollient to protect skin• 500 ml

C.R. Laurence is a full service provider of architectural metals, glass fittings, and professional-grade glazing supplies.

- Over 50,000 products available
- With over 100,000 square foot of storage space we are able to despatch your orders quicker than ever
- Specialist advice from our in-house technical team
- CRL's guarantee of quality products across our range



Online Ordering



The easiest way to shop at CR Laurence

At crlaurence.co.uk you have 24/7 access to thousands of quality products all just a few clicks away.

With instant access to pricing, stock availability and account information, ordering from CR Laurence has never been easier.

Our home page is regularly updated with the latest offers and newest products so you have the most up to date information at your fingertips.

It's easy to sign up for access to crlaurence.co.uk but if you do need any assistance please call CRL Customer Services on 00 800 0421 6144.



Search our product database



Check pricing



Check stock availability



Order 24/7 at crlaurence.co.uk



Glass Cutting

TOYO is a world leading brand of glass cutting tools. CRL is proud to be an exclusive European distributor of the prestigious brand. The brand TOYO is synonymous with quality and highly developed designs.

We offer a comprehensive range of Glass Cutting Hardware including cutters, replacement cutting heads and axles, cutting oil and much more.

 **TOYO® Cutters**

EXCLUSIVE EUROPEAN DISTRIBUTOR

Glass Cutters ▼



TOYO® has developed a cutting system called 'Tap Wheel™'. This is TOYO®'s patented product and provides the following features...

1. The wheel itself vibrates when rolling due to the special design inside the wheel, which provides a non-slip and stable score line and even deeper cut into the glass to enable an easy and clean square break-out.
2. There is no rolling defect of the wheel with glass chippings, which can be seen with conventional wheels, assuring a smooth and consistent cutting quality with further improvement in durability.



	CAT. NO.	DESCRIPTION
<p>Best Seller</p>	<p>TC17B Standard cutting wheel</p> <p>TC17VVB TOYO® Tap Wheel™ technology</p> <p>TC17H Replacement head for TC17B</p> <p>TC17VVH Replacement head for TC17VVB</p>	<p>CRL TOYO® Supercutter® Brass Handle Straight Head Oil Cutter</p> <ul style="list-style-type: none"> • Precise grinding technology improves cutting • Cemented carbide wheel and axle gives improved cutting and long wheel life • Brass straight end handles • 140 degree hone angle
		<p>For Cutting 4-8 mm Glass</p>
<p>Best Seller</p>	<p>TC17P Standard cutting wheel</p> <p>TC17VVP TOYO® Tap Wheel™ technology</p> <p>TC17H Replacement head for TC17P</p> <p>TC17VVH Replacement head for TC17VVP</p>	<p>CRL TOYO® Supercutter® Plastic Handle Straight Head Oil Cutter</p> <ul style="list-style-type: none"> • Precise grinding technology improves cutting • Cemented carbide wheel and axle gives improved cutting and long wheel life • Plastic straight end handles • 140 degree hone angle
		<p>For Cutting 4-8 mm Glass</p>

	CAT. NO.	DESCRIPTION
	<p>TC10P Cutter</p> <p>TC10H Replacement head</p> <p>For Cutting 3-6 mm Glass</p>	<p>CRL TOYO® Original Supercutter® Plastic Handle Pattern Head Oil Cutter</p> <ul style="list-style-type: none"> • Straight end handles • Cut type pattern • Plastic straight end handles • 140 degree hone angle • Carbide wheels premium
	<p>TC10B Cutter</p> <p>TC10H Replacement head</p> <p>For Cutting 3-6 mm Glass</p>	<p>CRL TOYO® Original Supercutter® Brass Handle Pattern Head Oil Cutter</p> <ul style="list-style-type: none"> • Straight end handles • Cut type pattern • Brass straight end handles • 140 degree hone angle • Carbide wheels premium
	<p>TC70S Cutter</p> <p>TC70HS Replacement head</p> <p>For Cutting 4-8 mm Glass</p>	<p>CRL TOYO® Plastic Handle Notch Wheel Straight Head Supercutter®</p> <ul style="list-style-type: none"> • Straight head • Easy cut with light hand pressure • Excellent glass edge quality • Longer wheel life • Superior score with non-slip cut at the start • Ideal for scoring large format glass
	<p>TC70P Cutter</p> <p>TC70HP Replacement head</p> <p>For Cutting 4-8 mm Glass</p>	<p>CRL TOYO® Plastic Handle Notch Wheel Pattern Head Supercutter®</p> <ul style="list-style-type: none"> • Patterned head • Easy cut with light hand pressure • Excellent glass edge quality • Longer wheel life • Superior score with non-slip cut at the start • Ideal for scoring large format glass • Carbide wheels premium
	<p>TC20 Cutter</p> <p>TC20H Replacement head</p> <p>For Cutting 4-6 mm Glass</p>	<p>CRL TOYO® Straight "Dry Wheel" Supercutter®</p> <ul style="list-style-type: none"> • Black handle and wide straight head • Moulded handle for positive grip • Long-lasting TOYO® carbide wheels • 140 degree cutting angle
	<p>TC1P</p> <p>For Cutting 3-6 mm Glass</p>	<p>CRL TOYO® Comfort-Grip Supercutter® With Pattern Head</p> <ul style="list-style-type: none"> • Straight end handle • Self-oiling • Premium quality
	<p>EU12401L 1 Litre</p> <p>EU12405L 5 Litres</p> <p>EU124025L 25 Litres</p> <p>You May Also Need</p>	<p>CRL Non Evaporating Glass Cutting Oil</p> <ul style="list-style-type: none"> • For use with hand cutters and automatic tables • Blended from stocks of highly refined base oils complying with both the British and European Pharmacopoeia Monographs • 3 years of shelf life (unopened) from date of manufacture • Ideal for thick glass <p>For our full range of cutting oils visit page 140</p>

	CAT. NO.	DESCRIPTION
	TC1PR	<p>CRL TOYO® Comfort-Grip Rainbow Colour Supercutter® With Pattern Head</p> <ul style="list-style-type: none"> • Straight end handle • Self-oiling • Premium quality <p>For Cutting 3-6 mm Glass</p>
	TC1S	<p>CRL TOYO® Comfort-Grip Supercutter® With Wide Head</p> <ul style="list-style-type: none"> • Straight end handle • Self-oiling • Premium quality <p>For Cutting 4-6 mm Glass</p>
	TC1SR	<p>CRL TOYO® Comfort-Grip Rainbow Colour Supercutter® With Wide Head</p> <ul style="list-style-type: none"> • Straight end handle • Self-oiling • Premium quality <p>For Cutting 4-6 mm Glass</p>
	TC21PR Cutter TC21HPR Replacement Head	<p>CRL TOYO® Comfort-Grip Rainbow Colour Supercutter® with Pattern Head</p> <ul style="list-style-type: none"> • Straight end handle with 140 degree carbide wheel • Self-oiling • Premium quality • Range of coloured handles <p>For Cutting 4-6 mm Glass</p>
	Adjustable Grip TC21PVR Cutter TC21HPV Replacement head	<p>CRL TOYO® Custom-Grip Supercutter® Custom Grip with Pattern Head</p> <ul style="list-style-type: none"> • Tap Wheel™ technology provides a superior cut • Custom-Grip Supercutter® with pattern head • Adjustable grip • Improved oil control <p>For Cutting 3-5 mm Glass</p>
	Adjustable Grip TC21SVR Cutter TC21HSV Replacement straight cutting head TC21HSVR Replacement 153 degree hone angle head	<p>CRL TOYO® Custom-Grip Supercutter® Custom Grip with Straight Head</p> <ul style="list-style-type: none"> • Tap Wheel™ technology provides a superior cut • Custom-Grip Supercutter® with straight head • Adjustable grip • Improved oil control <p>For Cutting 3-5 mm Glass</p>
	TC22 Cutter TC22H Replacement head	<p>CRL TOYO® Pattern "Dry Wheel" Supercutter®</p> <ul style="list-style-type: none"> • Black handle and pattern head • Interchangeable heads • Long-lasting TOYO® Carbide Wheels <p>For Cutting 4-6 mm Glass</p>

	CAT. NO.	DESCRIPTION
	TC50	<p>CRL TOYO® Cutter TC50 Shape 360°</p> <ul style="list-style-type: none"> • Mounted on a miniature bearing to allow 360 degree rotation • Ideal for shapes and curves down to fine radii <p>For Cutting 3-5 mm Glass</p>
	TC600PR	<p>CRL TOYO® Pistol-Grip Supercutter® with 140 Degree</p> <ul style="list-style-type: none"> • Rainbow coloured handle • 140 degree hone angle with pattern head • Designed for hours of fatigue-free cutting • Self-lubricating head fed by an oil reservoir in the handle <p>For Cutting 3-5 mm Glass</p>
	<p>TC600S Cutter</p> <p>TC600HS Replacement head</p>	<p>CRL TOYO® Pistol-Grip Supercutter® Straight Head Glass Cutter</p> <ul style="list-style-type: none"> • Clear polycarbonate handle • 140 degree hone angle straight head • Designed for hours of fatigue-free cutting • Self-lubricating head fed by an oil reservoir in the handle <p>For Cutting 4-6 mm Glass</p>
	<p>TC600SVB Cutter</p> <p>TC600HSV Replacement head</p> <p>Ideal for Thick Glass</p>	<p>CRL TOYO® Tap Wheel™ Thick Glass Supercutter®</p> <ul style="list-style-type: none"> • Standard wide head or optional pattern head • Automatic self-oiling action <p>For Cutting 8-19 mm Glass</p>
	TC90	<p>CRL TOYO® TC90 Hand Oil Filled Cutter</p> <ul style="list-style-type: none"> • Self-lubricating, swivelling head glass scorer-cutter <p>For Cutting 3-5 mm Glass</p>





Get pricing and stock information online

Our website offers instant access to prices and stock availability all from your personal account area. Don't have an account yet? Sign up online in just a few clicks or call our friendly operations team on **00 800 0421 6144**.

Glass Cutting

	CAT. NO.	DESCRIPTION
 <p>Ideal for Art Glass</p>	TC9PR	<p>CRL TOYO® Thomas-Grip Supercutter® With Pattern Head</p> <ul style="list-style-type: none"> • Pattern head model • Self-oiling • Unique grip with ergonomically designed handle • Range of coloured handles <p>For Cutting 3-6 mm Glass</p>
	G100	<p>CRL Heavy-Duty 6 Wheel Glass Cutter</p> <ul style="list-style-type: none"> • Best selling glass cutter in Europe • Popular 6 wheel design for extended use life • 12 per box <p>For Cutting 3-10 mm Glass</p>
	<p>511CC 63.5 mm to 610 mm</p> <p>512CC 63.5 mm to 813 mm</p> <p>514CC 63.5 mm to 1,220 mm</p> <p>516CC 63.5 mm to 1,981 mm</p>	<p>CRL Precision Circle Cutter</p> <ul style="list-style-type: none"> • Our most popular circle cutter • Precision action cutting wheels • Vacuum cup base • Models for diameters up to 1,981 mm
 <p>Ideal for Repeat Cuts</p>	<p>PSC200 610 mm</p> <p>PSC400 1,220 mm</p> <p>PSC600 1,829 mm</p>	<p>CRL Production Speed Cutter</p> <ul style="list-style-type: none"> • Constructed of lightweight anodised extruded aluminium • Rides on adjustable rollers, for a left or right-handed person
	T101	<p>CRL 6 Wheel Replacement Cutter Turret</p> <ul style="list-style-type: none"> • Knurled thumbscrew adjusts and removes for replacement purposes • Six 134 degree tungsten Carbide Wheels • For use with G100, Speedcutter

CAT. NO.	DESCRIPTION
GLS1	CRL Glass Slicker <ul style="list-style-type: none">• Deposits thin film of lubricant on glass• Achieves cleaner, smoother cuts and breaks
	OCS671 CRL Cutter Oiling Stand <ul style="list-style-type: none">• Vacuum cup base holds firm to glass• Keeps cutter wheel oiled between cuts• Use to store cutter in between cuts to keep wheel lubricated
	TG070 CRL Glass Chip Brush <ul style="list-style-type: none">• Mechanical roller brush collects glass splinters• A safe and effective way to protect your hands• Effective way to clean up glass chips and splinters



With over 100,000 square foot of storage space we are able to despatch your orders quicker than ever.

Orders are shipped daily from the CRL Warehouse via our trusted carriers. Orders are generally received next day. See our service and shipping information on page 201 or at www.crlaurence.co.uk

CRL Carbide Wheel 'PUSH FIT' Unit ▼ with Lugs



Each of CRL's wheel units include:

- One carbide cutting wheel and one carbide axle.
- The axle maximises cutting wheel life by providing a durable support for the wheel.
- Our units fit Bottero and Grenzbach glass cutting equipment

CAT. NO.	DESCRIPTION	COLOUR	WHEEL ANGLE	GLASS THICKNESS
PC215055135RG	CRL Carbide Wheel Unit - 5.5 mm Wheel Diameter	White	135°	2 mm to 5 mm
PC215055140RG	CRL Carbide Wheel Unit - 5 mm Wheel Diameter	Grey	140°	4 mm to 6 mm
PC215055145RG	CRL Carbide Wheel Unit - 5.5 mm Wheel Diameter	Black	145°	6 mm to 8 mm
PC215055150RG	CRL Carbide Wheel Unit - 5 mm Wheel Diameter	Green	150°	10 mm to 12 mm
PC215055155RG	CRL Carbide Wheel Unit - 5.5 mm Wheel Diameter	Red	155°	15 mm to 19 mm

Wheel Inserts ▼



- Made from hardened steel, they are easy to remove and replace, yet extremely durable
- Special design applications can also be accommodated
- Our wheel inserts feature a bayonet stem that makes it easy and quick to mount into a pillar post

CAT. NO.	DESCRIPTION	FOR USE WITH AXLE
125004001	CRL M1 Insert for C221 / C228 Range Cutting Wheels	AC1054180
125004002	CRL M1 Insert for C175 / C215 / C245 Range Cutting Wheels	AC1054180
125002800	CRL ATF Insert for W245 Range Cutting Wheels	AC1062370

CRL Carbide Wheel 'PUSH FIT' Unit ▼ without Lugs



CAT. NO.	COLOUR	OUTSIDE DIAMETER	WHEEL ANGLE	GLASS THICKNESS	MATERIAL
0170CT*	White	5.5 mm	135°	3 mm to 5 mm	Tantalix
0170DT*	Black	5.5 mm	145°	6 mm to 10 mm	Tantalix
0170C	White	5 mm	135°	2 mm to 4 mm	Carbide
0170D	Black	5 mm	145°	4 mm to 6 mm	Carbide
0170E	Red	5 mm	155°	6 mm+	Carbide

*Long Life/Tantalix Best Quality for Coated Glass and Shape Cutting

Fletcher-Terry Carbide Cutting Wheels for Automatic Tables ▼



CAT. NO.	OUTSIDE DIAMETER	INSIDE HOLE DIAMETER	WHEEL ANGLE	FOR USE WITH WHEEL INSERT	FOR USE WITH AXLE	GLASS THICKNESS SUITABILITY
C228055140R	5.79 mm	1.4 mm	140°	125004001	AC1054180	5 mm to 8 mm
C228055144R	5.79 mm	1.4 mm	144°	125004001	AC1054180	8 mm to 10 mm
C228055155RG	5.79 mm	1.4 mm	155°	125004001	AC1054180	8 mm to 19 mm
C175055154RG	4.4 mm	1.4 mm	154°	125004002	AC1054180	10 mm to 12 mm
C175055160RG	4.4 mm	1.4 mm	160°	125004002	AC1054180	16 mm to 19 mm
C196051135CR	5.0 mm	1.3 mm	135°	N/A	AC1049165 OR AC1049315	2 mm to 3 mm
C196051140CR	5.0 mm	1.3 mm	140°	N/A	AC1049165 OR AC1049315	2 mm to 3 mm
C196051145CR	5.0 mm	1.3 mm	145°	N/A	AC1049165 OR AC1049315	3 mm to 5 mm
C196051150CR	5.0 mm	1.3 mm	150°	N/A	AC1049165 OR AC1049315	5 mm
C196051155CR	5.0 mm	1.3 mm	155°	N/A	AC1049165 OR AC1049315	6 mm
C221055135RG	5.6 mm	1.4 mm	135°	125004001	AC1054180	5 mm to 6 mm
C221055140RG	5.6 mm	1.4 mm	140°	125004001	AC1054180	5 mm to 8 mm
C221055145RG	5.6 mm	1.4 mm	145°	125004001	AC1054180	8 mm to 10 mm
C221055150RG	5.6 mm	1.4 mm	150°	125004001	AC1054180	8 mm to 19 mm
C221055155RG	5.6 mm	1.4 mm	155°	125004001	AC1054180	8 mm to 19 mm
C221055158RG	5.6 mm	1.4 mm	158°	125004001	AC1054180	8 mm to 19 mm
W245062114P	6.22 mm	1.57 mm	114°	125002800	AC1062370	2 mm
W245062128R	6.22 mm	1.57 mm	128°	125002800	AC1062370	3 mm
W245062132D	6.22 mm	1.57 mm	132°	125002800	AC1062370	3 mm to 5 mm
W245062135D	6.22 mm	1.57 mm	135°	125002800	AC1062370	5 mm
W245062142D	6.22 mm	1.57 mm	142°	125002800	AC1062370	5 mm to 8 mm
W245062152D	6.22 mm	1.57 mm	152°	125002800	AC1062370	8 mm to 19 mm
W245062154D	6.22 mm	1.57 mm	154°	125002800	AC1062370	8 mm to 19 mm
V500118114P	12.7 mm	3 mm	114°	N/A	AC1116375	10 mm to 19 mm

Cutting Wheels Axles ▼



Precision ground tungsten axles

CAT. NO.	DESCRIPTION	FOR USE WITH WHEEL INSERT
AC1116375	CRL Carbide Cutting Wheel Axle	*
AC1062250	CRL Carbide Cutting Wheel Axle	**
AC1062370	CRL Carbide Cutting Wheel Axle	125002800
AC1049165	CRL Carbide Cutting Wheel Axle	***
AC1049315	CRL Carbide Cutting Wheel Axle	***
AC1054180	CRL Carbide Cutting Wheel Axle	125004002


* Axle for V500 Wheel, There is no Insert for a V500 Wheel ** Used for Pillar Post applications using C175 or C245 Wheels. Wheel & Axle only, currently no Insert applications.

*** Axle for C196 Wheel configuration, axle length depends on Pillar Post

Cutting Oils ▼








	CAT. NO.	DESCRIPTION
	1241	<p>CRL Aquasol Cutting Oil Fully Water Soluble</p> <ul style="list-style-type: none"> • Sold per litre • Fully water soluble, for use in automatic tables where glass is undergoing a washing process
	<p>EU12401L 1 Litre</p> <p>EU12405L 5 Litres</p> <p>EU124025L 25 Litres</p>	<p>CRL Non Evaporating Glass Cutting Oil</p> <ul style="list-style-type: none"> • For use with hand cutters and automatic tables • 3 years shelf life (unopened) from date of manufacture • Ideal for thick glass
	<p>EUW4101L 1 Litre - Clear</p> <p>EUW4105L 5 Litres - Clear</p> <p>EUW41025L 25 Litres - Clear</p>	<p>CRL Evaporating Vapourmax Cutting Oil</p> <ul style="list-style-type: none"> • CRL Vapourmax Cutting Oil is an evaporating cutting oil, for use in automatic tables. • Non ozone depleting • Low odour • Virtually aromatic free • Residue free finish
	<p>EUW9531L 1 Litre</p> <p>EUW9535L 5 Litres</p> <p>EUW95325L 25 Litres</p>	<p>CRL Evaporating Vapourmax 53 Cutting Fluid</p> <ul style="list-style-type: none"> • Fast evaporating cutting fluid for flat, soft-coated, automotive and mirrored glass • For 2 mm to 15 mm thick glass and mirror • Residue free finish
		Recommended for Low-E
	<p>EUW9601L 1 Litre</p> <p>EUW9605L 5 Litres</p> <p>EUW96025L 25 Litres</p>	<p>CRL Evaporating Vapourmax 60 Cutting Fluid</p> <ul style="list-style-type: none"> • Washable cutting fluid for shape cutting • Residue free finish
		Recommended for shape cutting

Edge Deletion Wheels for Automatic Cutting Tables ▼

CAT. NO.	DESCRIPTION
	<p>76.2 mm bore</p> <p>11ED2001076 10 mm Wide 11ED1251276 12 mm Wide 11ED2001276 12 mm Wide 11ED2002076 20 mm Wide 11ED2001076A 10 mm Wide 11ED2001276A 12 mm Wide 11ED2001576 15 mm Wide 11ED2002476 24 mm Wide</p> <p>80 mm bore</p> <p>11ED2001080 10 mm Wide 11ED2002080 20 mm Wide</p> <p>CRL Edge Deletion Polishing Wheel</p> <ul style="list-style-type: none"> • 203 mm diameter (except for 11ED1251276 - which is 125 mm) • Used on glass cutting tables where a separate attachment takes this wheel to remove softcoat coating

Glass Cutting Accessories ▼

CAT. NO.	DESCRIPTION
	<p>03171</p> <p>CRL T-Square Super 800 mm</p> <ul style="list-style-type: none"> • Sturdy, durable and accurate • Made to exacting specifications to ensure the right angle time after time
	<p>03172</p> <p>CRL T-Square Super 1,250 mm</p> <ul style="list-style-type: none"> • Sturdy, durable and accurate • Made to exacting specifications to ensure the right angle time after time

	CAT. NO.	DESCRIPTION
	03173	<p>CRL T-Square Super 1,350 mm</p> <ul style="list-style-type: none"> • Sturdy, durable and accurate • Made to exacting specifications to ensure the right angle time after time
	03174	<p>CRL T-Square Super 1,550 mm</p> <ul style="list-style-type: none"> • Sturdy, durable and accurate • Made to exacting specifications to ensure the right angle time after time
	03251	<p>CRL L-Square Braced 800 mm</p> <ul style="list-style-type: none"> • Manufactured to be square • Single piece • The sturdy, durable and accurate design makes this the ideal tool for any glazier • Made to exacting specifications to ensure the right angle time after time
	03352	<p>CRL L-Square Unbraced 1,350 mm</p> <ul style="list-style-type: none"> • Manufactured to be square • Single piece • The sturdy, durable and accurate design makes this the ideal tool for any glazier • Made to exacting specifications to ensure the right angle time after time
	03252	<p>CRL L-Square Braced 1,350 mm</p> <ul style="list-style-type: none"> • Solid braced design • Manufactured to be square • Single piece • The sturdy, durable and accurate design makes this the ideal tool for any glazier • Made to exacting specifications to ensure the right angle time after time
	03253	<p>CRL L-Square Braced 1,550 mm</p> <ul style="list-style-type: none"> • Solid braced design • Manufactured to be square • Single piece • The sturdy, durable and accurate design makes this the ideal tool for any glazier • Made to exacting specifications to ensure the right angle time after time
	M00574	<p>CRL 350 mm L-Square</p> <ul style="list-style-type: none"> • Sturdy, durable and accurate • Made to exacting specifications to ensure the right angle time after time • Upright Length: Internal - 1,500 mm / External - 1,560 mm • Upright Thickness: 4 mm • Upright Width: 65 mm • Bottom Leg Length: Internal - 440 mm / External - 505 mm • Bottom Leg: 3-Ply Thickness - 12 mm / Width - 65 mm

	CAT. NO.	DESCRIPTION
	M00553	<p>CRL 600 mm Phenolic L-Square Unbraced</p> <ul style="list-style-type: none"> • Sturdy, durable and accurate • Made to exacting specifications to ensure the right angle time after time • Upright Length: Internal - 600 mm / External - 640 mm • Upright Thickness: 4 mm • Upright Width: 55 mm • Bottom Leg Length: Internal - 165 mm / External - 220 mm • Bottom Leg: 3-Ply Thickness - 12 mm / Width - 55 mm
	M00554	<p>CRL 800 mm Phenolic L-Square Unbraced</p> <ul style="list-style-type: none"> • Sturdy, durable and accurate • Made to exacting specifications to ensure the right angle time after time • Upright Length: Internal - 800 mm / External - 845 mm • Upright Thickness: 4 mm • Upright Width: 60 mm • Bottom Leg Length: Internal - 230 mm / External - 290 mm • Bottom Leg: 3-Ply Thickness - 12 mm / Width - 60 mm
	M00555	<p>CRL 1,050 mm Phenolic L-Square Unbraced</p> <ul style="list-style-type: none"> • Sturdy, durable and accurate • Made to exacting specifications to ensure the right angle time after time • Upright Length: Internal - 1,050 mm / External - 1,100 mm • Upright Thickness: 4 mm • Upright Width: 65 mm • Bottom Leg Length: Internal - 315 mm / External - 380 mm • Bottom Leg: 3-Ply Thickness - 12 mm / Width - 65 mm
	M00556	<p>CRL 1,250 mm Phenolic L-Square Unbraced</p> <ul style="list-style-type: none"> • Sturdy, durable and accurate • Made to exacting specifications to ensure the right angle time after time • Upright Length: Internal - 1,250 mm / External - 1,310 mm • Upright Thickness: 4 mm • Upright Width: 65 mm • Bottom Leg Length: Internal - 380 mm / External - 445 mm • Bottom Leg: 3-Ply Thickness - 12 mm / Width - 65 mm
	M00557	<p>CRL 1,500 mm Phenolic L-Square Unbraced</p> <ul style="list-style-type: none"> • Sturdy, durable and accurate • Made to exacting specifications to ensure the right angle time after time • Upright Length: Internal - 1,500 mm / External - 1,560 mm • Upright Thickness: 4 mm • Upright Width: 65 mm • Bottom Leg Length: Internal - 440 mm / External - 505 mm • Bottom Leg: 3-Ply Thickness - 12 mm / Width - 65 mm
	M00566	<p>CRL 500 mm Sole Piece Square Braced</p> <ul style="list-style-type: none"> • Sturdy, durable and accurate • Made to exacting specifications to ensure the right angle time after time • Upright Length: Internal - 500 mm / External - 620 mm • Upright Thickness: 4 mm • Upright Width: 50 mm • Bottom Leg Length: Internal - 165 mm / External - 220 mm • Bottom Leg: 3-Ply Thickness - 12 mm / Width - 50 mm
	M00567	<p>CRL 700 mm Sole Piece Square Braced</p> <ul style="list-style-type: none"> • Sturdy, durable and accurate • Made to exacting specifications to ensure the right angle time after time • Upright Length: Internal - 700 mm / External - 750 mm • Upright Thickness: 4 mm • Upright Width: 50 mm • Bottom Leg Length: Internal - 210 mm / External - 260 mm • Bottom Leg: 3-Ply Thickness - 12 mm / Width - 50 mm

CAT. NO.

DESCRIPTION

M00568



CRL 900 mm Sole Piece Square Braced

- Sturdy, durable and accurate
- Made to exacting specifications to ensure the right angle time after time
- Upright Length: Internal - 900 mm / External - 940 mm
- Upright Thickness: 4 mm
- Upright Width: 50 mm
- Bottom Leg Length: Internal - 270 mm / External - 320 mm
- Bottom Leg: 3-Ply Thickness - 12 mm / Width - 50 mm

M00569



CRL 1,100 mm Sole Piece Square Braced

- Sturdy, durable and accurate
- Made to exacting specifications to ensure the right angle time after time
- Upright Length: Internal - 1,100 mm / External - 1,160 mm
- Upright Thickness: 4 mm
- Upright Width: 60 mm
- Bottom Leg Length: Internal - 325 mm / External - 380 mm
- Bottom Leg: 3-Ply Thickness - 12 mm / Width - 60 mm

M00570



CRL 1,250 mm Sole Piece Square Braced

- Sturdy, durable and accurate
- Made to exacting specifications to ensure the right angle time after time
- Upright Length: Internal - 1,250 mm / External - 1,290 mm
- Upright Thickness: 4 mm
- Upright Width: 60 mm
- Bottom Leg Length: Internal - 380 mm / External - 440 mm
- Bottom Leg: 3-Ply Thickness - 12 mm / Width - 60 mm

03073

2,150 mm Length, 2 Suction Cups

03074

2,600 mm Length, 3 Suction Cups

03075

3,300 mm Length, 4 Suction Cups



CRL Suction Lathe


- 10 mm thick
- 70 mm wide

VCR72

1,829 mm Length






VCR96






2,439 mm Length



CRL Phenolic Straight Edge

- 76 mm wide x 12.7 mm thick
- 3 suction cups
- Holds securely to glass

	CAT. NO.	DESCRIPTION
	1401B	CRL High Grade Bench Felt <ul style="list-style-type: none">• Black wool• 1,829 mm wide x 9 mm thick• Sold by the linear foot
	1401F	Flotex Water Tolerant/Hard Wearing Table Top Cover <ul style="list-style-type: none">• Flotex water tolerant/hard wearing• 2 m wide• Sold by the linear metre
	RD1932	CRL 216 mm Drop Jaw Glass Breaking Pliers <ul style="list-style-type: none">• Recommended glass thickness 12 mm• One of the most popular glass tools• Drop jaw design• 261 mm length• Also suitable for VSG
 Best Seller	RD1935	CRL Flared Jaw Glass Pliers <ul style="list-style-type: none">• Recommended glass thickness 6 mm• 15 mm (maximum) jaw opening• 26 mm flared jaw• Smooth grip• 210 mm length• Precision machined tips
	1050	CRL Offset Glass Pliers <ul style="list-style-type: none">• Recommended glass thickness 3 mm to 6 mm• Used to trim plate glass in hard to reach places• Lightweight and portable• Very useful in storefront glazing• All steel construction

	CAT. NO.	DESCRIPTION
	GRP512	<p>CRL Glass Running Pliers</p> <ul style="list-style-type: none"> • Recommended glass thickness 3 mm to 10 mm • Lightweight aluminium and portable • Easy to carry • Plastic jaws won't chip glass
	PPG1	<p>CRL PPG Glass Running Pliers</p> <ul style="list-style-type: none"> • Recommended glass thickness 3 mm to 12 mm • Self-aligning "floating block" jaws stay parallel to glass
 <p data-bbox="406 1299 774 1355">Replacement Jaws Available</p>	<p>169 152 mm Pliers</p> <p>189 203 mm Pliers</p>	<p>CRL Lightweight Glass Running and Nipping Pliers</p> <ul style="list-style-type: none"> • Recommended glass thickness 3 mm to 6 mm • Made from strong, lightweight plastic • Provides excellent leverage for clean breaks • Replaceable jaws for running or nipping
	<p>169RJ Running Jaw</p>	<p>CRL Replacement Jaws for 152 mm 169 Pliers</p> <ul style="list-style-type: none"> • Two per set • Designed for easy replacement, just snap the old jaws out of their saddle and press these in
	<p>189NJ Nipping Jaw</p> <p>189RJ Running Jaw</p>	<p>CRL Replacement Jaws for 203 mm 189 Pliers</p> <ul style="list-style-type: none"> • Two per set • Designed for easy replacement, just snap the old jaws out of their saddle and press these in

CAT. NO.

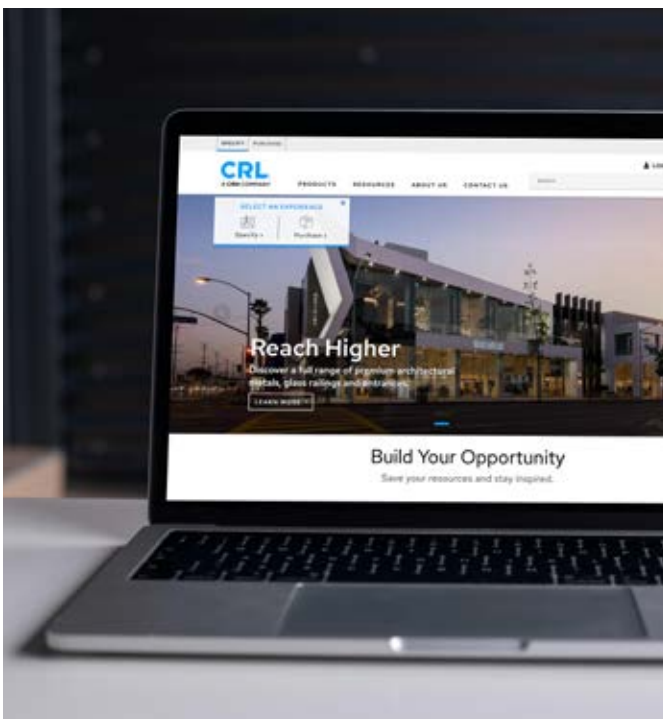
DESCRIPTION

STT1

CRL Wood's™ Stowaway Tilt Table

The CRL Wood's™ Stowaway Tilt Table transforms from a working full size 1,835 x 2,451 mm tilting glass cutting table, into its compact 654 mm deep folded storage mode in only minutes. The 2,026 mm folded height of this table makes it ideal for transport and use on-the-job site, as it fits easily through doors and hallways. Crossed support legs ensure a stable, 889 mm high working surface with a 225 kg load capacity.

- Great space saver in the shop
- Great time saver on the job site
- From cutting to storage in minutes



At crlaurence.co.uk there are thousands of quality products just a few clicks away. With instant access to the latest pricing and availability you have all the information you need at the click of a mouse.

Our home page is regularly updated with all of the latest products and offers so you have the most up to date information at your fingertips.

Glass Marking ▼

CAT. NO.

DESCRIPTION



0336
White
0337
Yellow
0339
Black

CRL Chinagraph Pencils

- Sold per box of 12
- Ideal for marking glass, plastic, etc.
- The pencil mark is impervious to water and dampness, yet is easily removed with a dry cloth.

GM44

CRL Yellow Glass Marking Pencil



- Our most popular marking pencil
- Long lasting points
- Bright, stand-out yellow colour
- Great for marking on glass, acrylics, marble, tile, etc.
- Sharpen to a precise point, and their bright yellow colour makes them ideal for all marking purposes

76P40
Red
76P46
Black

CRL Stabilo Glass Markers



- Designed for marking on glass
- Quick drying permanent ink
- A truly handy marking pen for every glass shop

15075B Full kit
1507 Pistol
15060 Brass Stencils
1510 Stencil Holder
15105B Retaining Ring
1512A Grit
1511A Dust Bag


CRL Blast Pack Safety Marking Kit

- For sandblasting safety lettering onto glass
- Custom made stencils to own design
- Pneumatic
- Works at 60 PSI
- 8120 grit
- Kit comes complete with blast pistol, brass stencil, stencil holder, retaining ring, dust bags and blasting agent
- Parts can also be ordered separately



Contact CRL for Stencil Options

15060



Glass Processing

CRL provides an unrivalled source of glass processing tools and consumables for the glass merchant and processor.

Our sophisticated distribution network ensures rapid delivery throughout Europe.

Peripheral Wheels for Small SLE's & Upright Edgers ▼




	CAT. NO.	DESCRIPTION
	0801AV05M 4 mm glass	CRL Pencil Edge Diamond Wheel for Upright Edgers 38.1 mm bore
	0801AV06M 5 mm glass	• 150 mm diameter wheel
	0801AV08M 6 mm glass	• 5 mm diamond depth
	0801AV12M 10 mm glass	
	0801AW05M 4 mm glass	CRL Pencil Edge Diamond Wheel for Upright Edgers 50 mm bore
	0801AW06M 5 mm glass	• 150 mm diameter wheel
	0801AW08M 6 mm glass	• 5 mm diamond depth
	0801AW12M 10 mm glass	
	0801AX08M 6 mm glass	CRL Pencil Edge Diamond Wheel for Upright Edgers 22 mm bore
		• 150 mm diameter wheel
	• 5 mm diamond depth	

	0802AV05M 4 mm glass	CRL Flat/2 Arris Diamond Wheel 38.1 mm bore
	0802AV07M 6 mm glass	• 150 mm diameter wheel
		• Trapezoidal profile
	0802AW05M 4 mm glass	CRL Flat/2 Arris Diamond Wheel 50 mm bore
	0802AW07M 6 mm glass	• 150 mm diameter wheel
	0802AW12M 10 mm glass	• Trapezoidal profile
	0802AX07M 6 mm glass	CRL Flat/2 Arris Diamond Wheel 22 mm bore
		• 150 mm diameter wheel
	• Trapezoidal profile	



There are even more products online...





At CRL we offer over 50,000 products, if you can't find what you're looking for in this brochure visit our website at www.crlaurence.co.uk or call us on **00 800 0421 6144**.

	CAT. NO.	DESCRIPTION
	1101AA1 38.1 mm bore	CRL Polish Wheel 15 mm wide 9R Grade • For upright diamond edgers and small straight line edgers • 150 mm diameter wheel
	1101AA2 50 mm bore	
	1101AA4 22 mm bore	
	1101LA1 38.1 mm bore	CRL Polish Wheel 20 mm wide LUX6 Grade • A peripheral polish wheel for upright diamond edgers and small straight line edgers • 150 mm diameter wheel
	1101LA2 50 mm bore	
	1101LA3 22 mm bore	
	1101MA1 38.1 mm bore	CRL Polish Wheel 15 mm wide RR120 Grade • A peripheral polish wheel for upright diamond edgers and small straight line edgers • 150 mm diameter wheel
	1101MA2 50 mm bore	
	1101MA3 22 mm bore	
	1101MA4 50 mm bore	CRL Polish Wheel 20 mm wide RR120 Grade • A peripheral polish wheel for upright diamond edgers and small straight line edgers • 150 mm diameter wheel
	1101MA5 22 mm bore	
	1101MA7 38.1 mm bore	

Peripheral Wheels for Schiatti Machines ▼

	CAT. NO.	DESCRIPTION
	0801SF10 Coarse 4 mm glass	CRL Pencil Edge Diamond Wheel 25 mm bore for Schiatti Double Edger • 175 mm diameter wheel
	0801SF12 Fine 4 mm glass	
	0801SF30H Coarse 6 mm glass	
	0801SF32H Fine 6 mm glass	
	1101JP2 Grade SCR1	CRL Polish Wheel 20 mm wide 90 mm bore • 200 mm diameter wheel
	1101LG1 Grade LUX3	
	1101LG2 Grade LUX6	
	1101MG1 Grade RR80	
	1101MG2 Grade RR120	
	1101MG3 Grade RR180	

CNC Tooling for Intermac, Denver, Bavelloni, Bimatech, Technometal ▼

	CAT. NO.	DESCRIPTION
	086447FRA	<p>CRL Goldfinger Diamond Router</p> <ul style="list-style-type: none"> • Used for various CNC work-centres • 20 mm diameter • 40 mm high • 3 segments
	<p>086444FR 4 segments 086448FR 5 segments</p>	<p>CRL Diamond Router Bit</p> <ul style="list-style-type: none"> • Used for various edging machines • 20 mm diameter • 40 mm high
	<p>0864429FRA 10 mm diameter 27 mm high 0864433FRA 14 mm diameter 40 mm high</p>	<p>ADI Diamond Router</p> <ul style="list-style-type: none"> • Used for various CNC work-centres
	<p>0811B0B08 8 mm wide 0811B0B12 12 mm wide 0811B0B14 14 mm wide 0811B0B17 17 mm wide 0811B0B22 22 mm wide</p>	<p>CRL Diamond Wheel Flat Edge Segmented 22 mm bore</p> <ul style="list-style-type: none"> • Centre water feed holes • Used for various CNC work-centres • 100 mm diameter wheel
	<p>086349PA 8 mm wide 086350PA 10 mm wide 086351PA 12 mm wide 086352PA 14 mm wide 086354PA 17 mm wide 086356PA 22 mm wide 086360PA 27 mm wide</p>	<p>CRL Diamond Wheel Flat Edge Segmented 22 mm bore</p> <ul style="list-style-type: none"> • Used for various CNC work-centres • 100 mm diameter wheel

CAT. NO.

DESCRIPTION



086650TRA Medium 4 mm glass
086651TRA Fine 4 mm glass
086652TRA Medium 5 mm glass
086654TRA Medium 6 mm glass
086655TRA Fine 6 mm glass
086656TRA Medium 8 mm glass
086657TRA Fine 8 mm glass
086658TRA Medium 10 mm glass
086659TRA Fine 10 mm glass
086660TRA Medium 12 mm glass
086661TRA Fine 12 mm glass
086662TRA Medium 15 mm glass
086663TRA Fine 15 mm glass
086664TRA Medium 19 mm glass
086665TRA Fine 19 mm glass

CRL Trapezoidal Diamond Wheel 22 mm bore

- Flat edge and arris
- Used for various CNC work-centres
- 100 mm diameter wheel



0802BOB07F Fine 6 mm glass
0802BOB07M Medium 6 mm glass
0802BOB09F Fine 8 mm glass
0802BOB09M Medium 8 mm glass
0802BOB11F Fine 10 mm glass
0802BOB11M Medium 10 mm glass
0802BOB14F Fine 12 mm glass
0802BOB14M Medium 12 mm glass
0802BOB17F Fine 15 mm glass
0802BOB17M Medium 15 mm glass
0802BOB21F Fine 19 mm glass
0802BOB21M Medium 19 mm glass

CRL Trapezoidal Diamond Wheel 22 mm bore

- Centre water feed holes
- Flat edge and arris
- Used for various CNC work-centres
- 100 mm diameter wheel





086008GA Medium 4 mm glass
086017GA Medium 6 mm glass
086018GA Fine 6 mm glass




CRL Pencil Edge Diamond Wheel 22 mm bore

- Used for various CNC work-centres
- 100 mm diameter wheel





	CAT. NO.	DESCRIPTION
	<p> 086617TRA Medium 4 mm glass 086622TRA Medium 5 mm glass 086624TRA Medium 6 mm glass 086625TRA Fine 6 mm glass 086627TRA Medium 8 mm glass 086628TRA Fine 8 mm glass 086630TRA Medium 10 mm glass 086631TRA Fine 10 mm glass 086633TRA Medium 12 mm glass 086634TRA Fine 12 mm glass 086636TRA Medium 15 mm glass 086637TRA Fine 15 mm glass 086639TRA Medium 19 mm glass 086640TRA Fine 19 mm glass </p>	<p>CRL Trapezoidal Diamond Wheel 12 mm bore</p> <ul style="list-style-type: none"> • 25 mm diameter wheel • Flat edge and arris • Used for various CNC work-centres • For internal cutouts and notches
	<p> 086914A 4 mm glass 086915A 5 mm glass 086918A 6 mm glass 086924A 8 mm glass 086930A 10 mm glass 086936A 12 mm glass 086945A 15 mm glass 086957A 19 mm glass 086960A 25 mm glass </p>	<p>CRL Trapezoidal Router Bit</p> <ul style="list-style-type: none"> • 15 mm diameter (apart from 086960A - 18 mm) • Flat edge and arris • Used for various CNC work-centres • For internal cutouts and notches
	<p> 102505C 5 mm* 102522C 22 mm* 102506C 6 mm* 102523C 23 mm* 102507C 7 mm* 102524C 24 mm* 102508C 8 mm* 102525C 25 mm* 102510C 10 mm* 102526C 26 mm* 102511C 11 mm* 102527C 27 mm* 102512C 12 mm* 102528C 28 mm* 102513C 13 mm* 102529C 29 mm* 102514C 14 mm* 102530C 30 mm* 102515C 15 mm* 102532C 32 mm* 102516C 16 mm* 102534C 34 mm* 102517C 17 mm* 102535C 35 mm* 102518C 18 mm* 102536C 36 mm* 102519C 19 mm* 102538C 38 mm* 102520C 20 mm* 102540C 40 mm* 102521C 21 mm* </p> <p><small>*Hole Size</small></p>	<p>CRL Diamond Drill Vitrobor Master</p> <ul style="list-style-type: none"> • Continental fit • 75 mm long • Used for various CNC work-centres • Designed particularly for use on CNC work-centres to minimize shelling caused by single sided drilling operation • Has chamfered slotted end
	<p> 10FA6 6 mm 10FA8 8 mm 10FA10 10 mm </p>	<p>CRL Triple Combination Tool</p> <ul style="list-style-type: none"> • 16 mm diameter core drill, 15 mm diameter milling router and 15 mm diameter seaming wheel in one tool. • Available for monolithic glass from 6 mm to 12 mm thickness • Designed for use on CNC machines

	CAT. NO.	DESCRIPTION
	1120012 25 mm wide 1120015 30 mm wide	CRL Polishing Wheel 12 mm bore BD Grade • 25 mm diameter wheel • Used for various CNC work-centres
	1120023 15 mm wide 1120024 20 mm wide 1120025 25 mm wide 1120035 50 mm wide	CRL Polishing Wheel 22 mm bore BD Grade • 100 mm diameter wheel • Used for various CNC work-centres
	1120115 15 mm wide 1120125 25 mm wide 1120130 30 mm wide	CRL Polishing Wheel 22 mm bore B STAR Grade • 100 mm diameter wheel • Used for various CNC work-centres
	1120204 4 mm glass 1120206 6 mm glass 1120208 8 mm glass 1120210 10 mm glass 1120212 12 mm glass 1120215 15 mm glass 1120219 19 mm glass	CRL Trapezoidal Polishing Wheel 22 mm bore ONE Grade • 100 mm diameter wheel • Preformed flat edge & arris profile • Used for various CNC work-centres





Cup Wheels for Metral Straight Line Edgers ▼

	CAT. NO.	DESCRIPTION
	0805CP 170 grit 0805CR D76 grit	CRL Cup Diamond Wheel for Metral Straight Line Edger • 150 mm diameter wheel • 30 mm bore
	0807CR 325 grit	CRL Cup Diamond Wheel for Metral Straight Line Edger • 130 mm diameter wheel • Arris positions • 30 mm bore
	1104CR grade 9R80 1104CR1 grade 9R40 1104CR2 grade 9R120	CRL Cup Polish Wheel for Metral Straight Line Edger • 150 mm diameter wheel • 40 mm high • 50 mm bore
	1106CR grade N99 1106CR1 grade 9R60	CRL Cup Polish Wheel for Metral Straight Line Edger • 130 mm diameter wheel • 35 mm high • 50 mm bore • Arris positions

Cup Wheels for Bovone Straight Line Edgers ▼

	CAT. NO.	DESCRIPTION
	<p>0805EF1 70/80 grit ELB14 position 1 0805EL1 100/120 grit ELB10 position 1, ELB14 position 2 0805EL2 140/170 grit ELB10 position 2, ELB14 position 3 0805ELB1A 120/140 grit ELB17/45 position 7</p>	<p>CRL Cup Diamond Wheel for Bovone Straight Line Edger</p> <ul style="list-style-type: none"> • Continuous rim • 150 mm diameter wheel • Metal bond • 22 mm bore
	<p>0805ELB1 50/60 grit ELB17/45 position 1 0805ELB2 70/80 grit ELB17/45 position 2 0805ELB3 140/170 grit ELB17/45 position 3 0805EM1 80/100 grit ELB10/45 position 1, ELB14/45 position 1 0805EM2 120/140 grit ELB10/45 position 2, ELB14/45 position 2&7</p>	<p>CRL Cup Diamond Wheel for Bovone Straight Line Edger</p> <ul style="list-style-type: none"> • Segmented rim • 150 mm diameter wheel • Metal bond • 22 mm bore
	<p>0807EF1 ELB14 position 5&6 0807EF2 ELB14 position 9&10 0807EF2A ELB14 position 5&6 0807EL1 ELB10 position 4&6, ELB17/45 position 8&9 0807EM1 ELB10/45 position 7&9, ELB14/45 position 8&10 0809EL3 230/270 grit ELB10 position 3, ELB10/45 position 3, ELB14 position 4 0809EL4 325/400 grit ELB10 position 8, ELB10/45 position 4, ELB14 position 7, ELB17/45 position 4&10, ELB14/45 position 4&12 0809EL5 25 Micron Grit ELB10 position 9, ELB10/45 position 5, ELB14 position 8, ELB17/45 position 5&11, ELB14/45 position 5&13</p>	<p>CRL Cup Diamond Wheel for Bovone Straight Line Edger</p> <ul style="list-style-type: none"> • 150 mm diameter wheel • Resin bond (except 0807EF1) • 22 mm bore
	<p>1106EM2</p>	<p>CRL Cup Polish Wheel for Bovone Straight Line Edger MB1 Grade</p> <ul style="list-style-type: none"> • 150 mm diameter wheel • 22 mm bore • Arris positions
	<p>1109EM 170 mm diameter 1109EN 130 mm diameter for arris ELB14</p>	<p>CRL Felt Polish Wheel Spiral Wound for Bovone Straight Line Edger</p> <ul style="list-style-type: none"> • 25 mm wide • 70 mm bore

Cup Wheels for Bottero Straight Line Edgers ▼

	CAT. NO.	DESCRIPTION
	<p>0805FM2 120 grit 0805FM2A 170 grit 0805FM3 230 grit 0805FM4 320 grit</p>	<p>CRL Cup Diamond Wheel for Bottero Straight Line Edger</p> <ul style="list-style-type: none"> • Continuous rim • 150 mm diameter • 50 mm bore
	<p>0806FM1 120 grit 0806FM2 120 grit 0806FM2A 170 grit 0806FM3M 230 grit</p>	<p>CRL Cup Diamond Wheel for Bottero Straight Line Edger</p> <ul style="list-style-type: none"> • Segmented rim • 150 mm diameter • 50 mm bore
	<p>0809FN2B Position 2</p>	<p>CRL Cup Diamond Wheel for Bottero Straight Line Edger</p> <ul style="list-style-type: none"> • 150 mm diameter • 50 mm bore • 230 grit • Resin bond
	<p>1104FM1 Grade 9R60 1104FM2 Grade 9R40 1104GM1 Grade 9RS60 1104GM2 Grade 9RS40 1104GM3 Grade 9RS80</p>	<p>CRL Cup Polish Wheel for Bottero Straight Line Edger</p> <ul style="list-style-type: none"> • 150 mm diameter • 50 mm bore • 40 mm deep
	<p>1104FM3 Grade X3000</p>	<p>CRL Cup Polish Wheel for Bottero Straight Line Edger</p> <ul style="list-style-type: none"> • High quality cerium wheel • 150 mm diameter • 50 mm bore • 40 mm deep













For more information about our product ranges take a look at our other brochures;

- Frameless Shower Door Hardware
- Adjustable Glass Balustrade Systems
- Door Hardware and Office Partition Systems
- Architectural Glass Fixings
- Oil Dynamic Hinges




For your copy call **00 800 0421 6144** email crl@crlaurence.co.uk or download the complete range at crlaurence.co.uk

Cup Wheels for Schiatti Straight Line Edgers ▼


	CAT. NO.	DESCRIPTION
	<p>0805UA1 120 grit 0805VS1 170 grit 0805UA2M 230 grit</p>	<p>CRL Cup Diamond Wheel for Schiatti Straight Line Edger</p> <ul style="list-style-type: none"> • Continuous rim • 150 mm diameter wheel • 25 mm bore
	<p>0806UA1 120 grit 0806VS1 170 grit 0806UA2 230 grit</p>	<p>CRL Cup Diamond Wheel for Schiatti Straight Line Edger</p> <ul style="list-style-type: none"> • Segmented rim • 150 mm diameter wheel • 25 mm bore
	<p>0807UA 130 mm diameter</p>	<p>CRL Cup Diamond Wheel for Schiatti Straight Line Edger</p> <ul style="list-style-type: none"> • Arris positions • 20 mm bore
	<p>1104AA6 150 mm diameter 9R40 grade 1104AA6A 155 mm diameter 9R40 grade 1104AA7 150 mm diameter 9R80 grade 1104AA7A 155 mm diameter 9R80 grade 1104AB1 150 mm diameter 9RS grade 1104AB1A 155 mm diameter 9RS grade 1104AB3 150 mm diameter 9RS40 grade 1104AB3A 155 mm diameter 9RS40 grade 1104AB3AWP 155 mm diameter 9RS40 grade 1104AB4 150 mm diameter 9RS80 grade 1104AB4A 155 mm diameter 9RS80 grade 1104AB4AWP 155 mm diameter 9RS80 grade</p>	<p>CRL Cup Polish Wheel for Schiatti Straight Line Edger</p> <ul style="list-style-type: none"> • 40 mm thick • 22 mm bore <p>CRL Cup Polish Wheel for Schiatti Straight Line Edger</p> <ul style="list-style-type: none"> • 40 mm thick • 68 mm bore

	CAT. NO.	DESCRIPTION
	<p>1104AF 22 mm bore X081 grade</p> <p>1104AF1 68 mm bore X081 grade</p> <p>1104AFS 22 mm bore X3000 grade</p> <p>1104AFT 68 mm bore X3000 grade</p>	<p>CRL Cup Polish Wheel for Schiatti Straight Line Edger</p> <ul style="list-style-type: none"> • Cerium impregnated for final stage polishing • 150 mm diameter wheel • 40 mm thick
	<p>1104SCH2240 Smart 40 grade</p> <p>1104SCH2280 Smart 80 grade</p>	<p>CRL Cup Polish Wheel for Schiatti Straight Line Edger</p> <ul style="list-style-type: none"> • On solid backing plate for additional rigidity on machine • 150 mm diameter wheel • 40 mm thick • 22 mm bore
	<p>1103AB1</p>	<p>CRL Cup Polish Wheel for Schiatti Straight Line Edger</p> <ul style="list-style-type: none"> • Arris positions • 100 mm diameter wheel • 25 mm thick • 50 mm bore
	<p>1106AA2 10S grade</p> <p>1106AA5 220N99 grade</p>	<p>CRL Cup Polish Wheel for Schiatti Straight Line Edger</p> <ul style="list-style-type: none"> • Arris positions • 125 mm diameter wheel • 35 mm thick • 22 mm bore
	<p>1106AL 22 mm bore 10S grade</p> <p>1106AM 68 mm bore 10S grade</p>	<p>CRL Cup Polish Wheel for Schiatti Straight Line Edger</p> <ul style="list-style-type: none"> • Arris positions • 150 mm diameter wheel • 40 mm thick
	<p>1111SC</p>	<p>CRL Felt Polish Wheel Spiral Wound for Schiatti Straight Line Edger</p> <ul style="list-style-type: none"> • 150 mm diameter wheel • 25 mm thick • 105 mm bore





Cup Polish Wheels for Bavelloni Straight Line Edgers ▼

	CAT. NO.	DESCRIPTION
	<p>1104BA1 9RS40 grade</p> <p>1104BA2 9RS60 grade</p>	<p>CRL Cup Polish Wheel for Bavelloni Straight Line Edger</p> <ul style="list-style-type: none"> • 150 mm diameter wheel • 40 mm thick • 70 mm bore
	<p>1104PR2 X3000 grade</p>	<p>CRL Cup Polish Wheel for Bavelloni Straight Line Edger</p> <ul style="list-style-type: none"> • High quality cerium wheel • 150 mm diameter wheel • 30 mm thick • 70 mm bore
	<p>1106MB1 MB1 grade</p>	<p>CRL Cup Polish Wheel for Bavelloni Straight Line Edger</p> <ul style="list-style-type: none"> • 150 mm diameter wheel • 40 mm thick • 70 mm bore

Cup Polish Wheel for Lattuada Straight Line Edgers ▼

	CAT. NO.	DESCRIPTION
	<p>1104LA1 grade 10S40</p> <p>1104LA2 grade 10S60</p> <p>1106LA grade MB1 Arris positions</p>	<p>CRL Cup Polish Wheel for Lattuada Straight Line Edger</p> <ul style="list-style-type: none"> • Suitable for various models of Lattuada straight line edgers • 150 mm diameter (except 1106LA - 100 mm diameter) • 30 mm deep • 50 mm bore

Cup Wheels for Bavelloni Beveling Machines ▼






	CAT. NO.	DESCRIPTION
	<p>0808BM1 Max 60/80 position 1 0808BM2 Max 60/80 position 2 0808BV1 B73 position 1 0808BV2 B73 position 2</p>	<p>CRL Cup Diamond Wheel for Bavelloni Beveling Machine</p> <ul style="list-style-type: none"> • Metal bond • 150 mm diameter • 10 mm bore
	<p>0809BV3 B73 position 3 0809BV4 B73 position 4 0809BS3 Max 60/80 position 3 0809BS4 Max 60/80 position 4</p>	<p>CRL Cup Diamond Wheel for Bavelloni Beveling Machine</p> <ul style="list-style-type: none"> • Resin bond • 150 mm diameter • 10 mm bore
	<p>1106MX MB1 grade</p>	<p>CRL Cup Polish Wheel for Bavelloni Beveling Machine</p> <ul style="list-style-type: none"> • Arris positions • 100 mm diameter wheel • 40 mm thick • 10 mm bore
	<p>1109BB 70 mm bore</p>	<p>CRL Felt Polish Wheel Spiral Wound for Bavelloni Beveling Machine</p> <ul style="list-style-type: none"> • 150 mm diameter wheel • 40 mm thick






Get pricing and stock information online

Our website offers instant access to prices and stock availability all from your personal account area. Don't have an account yet? Sign up online in just a few clicks or call our friendly operations team on **00 800 0421 6144**.



Cup Wheels for Bovone Bevelling Machines ▼

	CAT. NO.	DESCRIPTION
	<p>0808HP1 Position 1</p> <p>0808HP2 Position 2</p> <p>0808HP3 Position 3</p>	<p>CRL Cup Diamond Wheel for Bovone Bevelling Machine</p> <ul style="list-style-type: none"> • Metal bond • 150 mm diameter wheel • 22 mm bore
	<p>0801GA 4 mm groove width</p> <p>0801GA1 6 mm groove width</p>	<p>CRL Pencil Edge Diamond Wheel for Bovone Bevelling Machine</p> <ul style="list-style-type: none"> • 150 mm diameter wheel • 22 mm bore
	<p>0809HP3R Position 3</p> <p>0809HP4 Position 4</p> <p>0809HP5 Position 5</p> <p>0809HP6 Position 6</p> <p>0809HP7 Position 7</p>	<p>CRL Cup Diamond Wheel for Bovone Bevelling Machine</p> <ul style="list-style-type: none"> • Resin bond • 150 mm diameter wheel • 22 mm bore
	<p>0809AM3S Position 3</p> <p>0809AM4S Position 4</p> <p>0809AM5S Position 5</p> <p>0809AM6S Position 6</p>	<p>CRL Cup Diamond Wheel for Bovone 471 Bevelling Machine</p> <ul style="list-style-type: none"> • Resin bond with 22 closed segments • 150 mm diameter wheel • 22 mm bore
	<p>1109FA 70 mm bore (Italian)</p> <p>1109MM 40 mm bore</p> <p>1109FB 115 mm bore (Italian)</p>	<p>CRL Felt Polishing Wheel Spiral Wound for Bovone Bevelling Machine</p> <ul style="list-style-type: none"> • 150 mm diameter wheel • 25 mm thick <p>CRL Felt Polishing Wheel Spiral Wound for Bovone Bevelling Machine</p> <ul style="list-style-type: none"> • 185 mm diameter wheel • 25 mm thick

Cup Wheels for Bottero Bevelling Machines ▼

	CAT. NO.	DESCRIPTION
	0808NP1 Position 1	CRL Cup Diamond Wheel for Bottero Bevelling Machine • For Bottero 910P Beveller • Metal bond
	0809NP6 Position 6	CRL Cup Diamond Wheel for Bottero Bevelling Machine • For Bottero 910P Beveller • Resin bond
	1109FA (Italian)	CRL Felt Polishing Wheel Spiral Wound for Bottero Bevelling Machine • 150 mm diameter wheel • 25 mm thick • 70 mm bore


Wheels for Intermac Brilliant Cutting Machines ▼

	CAT. NO.	DESCRIPTION
	0814MV2 5 mm wide 0814MV3 6 mm wide 0814MV6 10 mm wide	CRL Diamond Wheel Brilliant Cut for Intermac Machines • 140 mm diameter • 22 mm bore
	1114MA5 5 mm wide 1114MA6 6 mm wide 1114MA10 10 mm wide	CRL Polish Wheel Brilliant Cut for Intermac Machines • 140 mm diameter • 22 mm bore


Polishing Accessories ▼

	CAT. NO.	DESCRIPTION
	<p>C0301 454 g</p> <p>C0453 20 kg</p>	<p>CRL Cerium Oxide</p> <ul style="list-style-type: none"> • Recommended for a variety of glass polishing applications, including high polish edger and bevellers • Fast stock removal • Excellent suspension qualities • Ideal for circulating slurry systems • For hand or machine polishing
	<p>1222 20 kg</p>	<p>CRL Polishing Cerium Oxide Hi-Grade</p> <ul style="list-style-type: none"> • Formula ensures a bright finish to all polished surfaces • Excellent suspension characteristics and non-stock properties • Ideal for cleaning glass prior to silvering / coating • Pink/buff colour
	<p>1217 Complete kit</p> <p>12172 Scale hydrometer (No Jar)</p> <p>12174 Jar only</p>	<p>CRL Baume Gauge Kit</p> <ul style="list-style-type: none"> • Kit consists of a 390 mm tall glass phial/jar, plus a glass hydrometer with 50 graduations • For testing Cerium Oxide in suspension
	<p>1323</p>	<p>CRL Polishing Bob</p> <ul style="list-style-type: none"> • Will remove light scratches and water deposits from glass using any electric drill or power tool with a standard chuck
	<p>5703</p>	<p>CRL Complete Polishing Head Assembly</p> <ul style="list-style-type: none"> • Used for light scratch removal • Can be used with a cordless drill • Consists of a 38.1 mm thick x 76 mm diameter wool felt wheel, aluminium adapter plate, and a 6 mm diameter shank



Diamond Blades for Putsch Meniconi Saw ▼

	CAT. NO.	DESCRIPTION
	0903PA 300 mm diameter	CRL Diamond Saw Blade for Putsch Meniconi Saw <ul style="list-style-type: none"> • D252 grit • 5 mm thick • 30 mm bore
	0903PD 350 mm diameter	

Parallel Shank Electroplated Drills ▼

	CAT. NO.	DESCRIPTION
	100406P 6 mm hole size	CRL Diamond Drill Parallel Shank <ul style="list-style-type: none"> • Electroplated drill bit • Suitable for use in standard drilling machines using a chuck key • Due to drill wall thickness we recommend that use is restricted to the drill stand, as any sideways movement during drilling can easily break the drill bit • Other diameters available
	100410P 10 mm hole size	
	100425P 25 mm hole size	

Spearpoint Drill Bits ▼

	CAT. NO.	DESCRIPTION
 	216 3.17 mm (1/8") hole size 316 4.76 mm (3/16") hole size 416 6.35 mm (1/4") hole size 516 7.93 mm (5/16") hole size 616 9.52 mm (3/8") hole size 816 12.70 mm (1/2") hole size	CRL Spearpoint Glass Drill <ul style="list-style-type: none"> • Suitable for use in standard drilling machines using a chuck key • For use with low rpm drilling machines

Continental Fitting Sintered Drills

75 mm Long ▼



CAT. NO.

DESCRIPTION

CAT. NO.	DESCRIPTION
100604C 4 mm*	CRL Diamond Drill Continental Fit • European manufactured • Belgian type 1/2" gas shank sintered • 75 mm long • For recommended parameters see table
100605C 5 mm*	
100606C 6 mm*	
100607C 7 mm*	
100608C 8 mm*	
100609C 9 mm*	
100610C 10 mm*	
100611C 11 mm*	
100612C 12 mm*	
100613C 13 mm*	
100614C 14 mm*	
100615C 15 mm*	
100616C 16 mm*	
100617C 17 mm*	
100618C 18 mm*	
100619C 19 mm*	
100620C 20 mm*	
100621C 21 mm*	
100622C 22 mm*	
100623C 23 mm*	
100624C 24 mm*	
100625C 25 mm*	
100626C 26 mm*	
100627C 27 mm*	
100628C 28 mm*	
100629C 29 mm*	
100630C 30 mm*	
100632C 32 mm*	
100633C 33 mm*	
100634C 34 mm*	
100635C 35 mm*	
100636C 36 mm*	
100638C 38 mm*	
100640C 40 mm*	
100642C 42 mm*	
100644C 44 mm*	
100645C 45 mm*	
100646C 46 mm*	
100648C 48 mm*	
100650C 50 mm*	
100652C 52 mm*	
100655C 55 mm*	
100660C 60 mm*	
100675C 75 mm*	

*Hole Diameter

Sintered Drills - Recommended Parameters

∅	RPM
3 - 6	4,500
7 - 12	4,000
13 - 20	3,800
21 - 30	3,600
31 - 40	2,600
41 - 50	2,400
51 - 80	2,200
81 - 100	1,200
100 - 150	700
151 - 220	600

Product Code **1006xxx**Product Code **1003xxx**Product Code **1024xxx****PLEASE NOTE:**

The indicated RPM's are the recommended ones in order to get the best free cutting and duration performances.

Relevant tolerance of such speed is +/- 5%

Continental Fitting Sintered Drills 95 mm Long for Forvet Machine ▼



CAT. NO.

102404C 4 mm*	102426C 26 mm*
102405C 5 mm*	102427C 27 mm*
102406C 6 mm*	102428C 28 mm*
102407C 7 mm*	102429C 29 mm*
102408C 8 mm*	102430C 30 mm*
102409C 9 mm*	102432C 32 mm*
102410C 10 mm*	102433C 33 mm*
102411C 11 mm*	102434C 34 mm*
102412C 12 mm*	102435C 35 mm*
102413C 13 mm*	102436C 36 mm*
102414C 14 mm*	102438C 38 mm*
102415C 15 mm*	102440C 40 mm*
102416C 16 mm*	102442C 42 mm*
102417C 17 mm*	102444C 44 mm*
102418C 18 mm*	102445C 45 mm*
102419C 19 mm*	102446C 46 mm*
102420C 20 mm*	102448C 48 mm*
102421C 21 mm*	102450C 50 mm*
102422C 22 mm*	102452C 52 mm*
102423C 23 mm*	102455C 55 mm*
102424C 24 mm*	102460C 60 mm*
102425C 25 mm*	102465C 65 mm*

*Hole Diameter

DESCRIPTION

CRL Diamond Drill Continental Fit

- European manufactured
- 20 mm across top of thread
- Belgian type 1/2" gas shank sintered
- For recommended parameters see table

Habit Fitting Diamond Drills 85 mm Long ▼



CAT. NO.

100304H 4 mm*	100321H 21 mm*	100342H 42 mm*
100305H 5 mm*	100322H 22 mm*	100344H 44 mm*
100306H 6 mm*	100323H 23 mm*	100345H 45 mm*
100307H 7 mm*	100324H 24 mm*	100346H 46 mm*
100308H 8 mm*	100325H 25 mm*	100348H 48 mm*
100309H 9 mm*	100326H 26 mm*	100350H 50 mm*
100310H 10 mm*	100327H 27 mm*	100352H 52 mm*
100311H 11 mm*	100328H 28 mm*	100355H 55 mm*
100312H 12 mm*	100329H 29 mm*	100360H 60 mm*
100313H 13 mm*	100330H 30 mm*	100370H 70 mm*
100314H 14 mm*	100332H 32 mm*	100375H 75 mm*
100315H 15 mm*	100333H 33 mm*	
100316H 16 mm*	100334H 34 mm*	
100317H 17 mm*	100335H 35 mm*	
100318H 18 mm*	100336H 36 mm*	
100319H 19 mm	100338H 38 mm*	
100320H 20 mm*	100340H 40 mm*	

*Hole Diameter

DESCRIPTION

CRL Habit Fit Sintered Diamond Drill

- More robust but slower cutting than electroplated type of drill

Habit Fitting Diamond Drills 85 mm Long ▼



CAT. NO.

DESCRIPTION

100203H 3 mm*	100220H 20 mm*	100240H 40 mm*
100204H 4 mm*	100221H 21 mm*	100242H 42 mm*
100205H 5 mm*	100222H 22 mm*	100244H 44 mm*
100206H 6 mm*	100223H 23 mm*	100245H 45 mm*
100207H 7 mm*	100224H 24 mm*	100246H 46 mm*
100208H 8 mm*	100225H 25 mm*	100248H 48 mm*
100209H 9 mm*	100226H 26 mm*	100250H 50 mm*
100210H 10 mm*	100227H 27 mm*	100252H 52 mm*
100211H 11 mm*	100228H 28 mm*	100255H 55 mm*
100212H 12 mm*	100229H 29 mm*	100260H 60 mm*
100213H 13 mm*	100230H 30 mm*	100270H 70 mm*
100214H 14 mm*	100232H 32 mm*	100275H 75 mm*
100215H 15 mm*	100233H 33 mm*	*Hole Diameter
100216H 16 mm*	100234H 34 mm*	
100217H 17 mm*	100235H 35 mm*	
100218H 18 mm*	100236H 36 mm*	
100219H 19 mm*	100238H 38 mm*	

**CRL Habit Fit Electroplated
Diamond Drill**

- For fast cutting, high production runs
- Habit, tapered mount
- Long work life

Diamond drills are designed for use with a central coolant feed, preferably by means of water feed chuck. For best results the following points should be observed:

- Run the tool as near as possible to the recommended speed below. These speeds are not intended to be rigidly adhered to, as in certain circumstances a variation will improve results, but they will prove satisfactory in most cases.

Diameter in millimeters

Up to 6 mm diameter = 4,000 rpm
 7 mm to 25 mm diameter = 2,000 rpm
 26 mm to 38 mm diameter = 1,500 rpm
 39 mm to 50 mm diameter = 1,000 rpm
 Over 50 mm diameter = 500 rpm

- Water Feed: The drill chuck should be connected directly to the water main if possible and not a header tank. This is to ensure enough water pressure to eject the cores. 3 mm to 5 mm drills need maximum water pressure i.e. above 30lb per square inch for efficient core ejection.
- Where possible always drill over a hole in the machine table to ensure the core does not jam in the drill.
- Never try to drill with a core stuck inside the drill.


- Allow the drill to do the cutting and do not try to force it through the work.
- Before drilling, ease off the return spring tension on the drilling machine to enable the operator to 'feel' the drill cutting.
- If the drill loses its cutting speed, this can be restored by drilling into a suitable piece of silicone carbide grinding disk of approximately 120/J grit.
- Where a hole is required with no shelling on the back surface, it is the usual practice to drill from both sides.




At crlaurence.co.uk there are thousands of quality products just a few clicks away. With instant access to the latest pricing and availability you have all the information you need at the click of a mouse.

Our home page is regularly updated with all of the latest products and offers so you have the most up to date information at your fingertips.


Countersink for Forvet Machine ▼

	CAT. NO.	DESCRIPTION
	10460435M 4 mm to 35 mm diameter	CRL Diamond Countersink for Forvet Machine • Belgian type 1/2" gas shank sintered
	10463065M 30 mm to 65 mm diameter	

Variable Diamond Drills ▼

	CAT. NO.	DESCRIPTION
	1012UAC Continental fit	CRL Variable Diamond Drill 90 mm to 140 mm Diameter • Uses four separate sintered drill segments to produce holes from 90 mm to 140 mm diameter
	1012UAH Habit fit	

Habit Fitting Combined Drill & Countersink ▼

	CAT. NO.	DESCRIPTION
	101406H 6 mm hole diameter	CRL Combined Drill and Countersink Adjustable Sintered Habit Fit • High quality well engineered tool • Other sizes also available
	101410H 10 mm hole diameter	
	101426H 26 mm hole diameter	
	101430H 30 mm hole diameter	

Continental Fit Diamond Countersinks ▼



CAT. NO.

- 105115C 15 mm diameter
- 105125C 25 mm diameter
- 105138C 38 mm diameter
- 105150C 50 mm diameter
- 105160C 60 mm diameter

DESCRIPTION

CRL Diamond Countersink Continental Fit

- Belgian type 1/2" gas shank sintered
- Centre water feed supply to diamond face

Parallel Shank Diamond Countersinks ▼



CAT. NO.

- 1060025 25 mm diameter
- 1060040 40 mm diameter
- 1060050 50 mm diameter
- 1060080 80 mm diameter

DESCRIPTION

CRL Diamond Countersink Solid Parallel Shank Sintered

- Requires manual water feed to grinding point

Habit Fit Diamond Countersinks ▼



CAT. NO.





- 1065015 15 mm diameter
- 1065025 25 mm diameter
- 1065038 38 mm diameter
- 1065050 50 mm diameter
- 1065060 60 mm diameter

DESCRIPTION


CRL Diamond Countersink Slotted Habit Fit Sintered

- Centre water feed supply to diamond face

Drilling/Grinding Accessories ▼




	CAT. NO.	DESCRIPTION
	1010	<p>CRL Centre Water Feed Chuck Habit Fit</p> <ul style="list-style-type: none"> • JT33 used in conjunction with chuck arbor, Cat. No. 1011, please see below • Water is fed into chuck via pipe fitted onto side, which then comes through core of drill bit during drilling operation
	1011	<p>CRL Chuck Arbor No. 2 Morse Taper/Jacobs 33</p> <ul style="list-style-type: none"> • For use with CRL centre water feed chuck, Cat. No. 1010, please see above
	DRB14	<p>CRL Pencil Edge Diamond Grinding Bit</p> <ul style="list-style-type: none"> • For glass edging of small areas • 220 grit • 6.35 mm x 19 mm straight shank
	DSB14	<p>CRL Seamed Edge Diamond Grinding Bit</p> <ul style="list-style-type: none"> • For glass edging • 220 grit • 6.35 mm x 19 mm straight shank




Dressing Blocks & Sticks ▼

	CAT. NO.	DESCRIPTION
	<p>1205B 3 mm thick</p> <p>1205C 4 mm thick</p> <p>1206 5 mm thick</p> <p>1207 6 mm thick</p> <p>1208 8 mm thick</p> <p>1209 10 mm thick</p> <p>1209A 13 mm thick</p> <p>1210 19 mm thick</p> <p>1213 30 mm thick</p>	<p>CRL Aluminium Oxide Dressing Slab</p> <ul style="list-style-type: none"> • 180 mm long • 100 mm wide




	CAT. NO.	DESCRIPTION
	1211	CRL Pumice Dressing Block <ul style="list-style-type: none"> • Used for dressing resin bond diamond wheels • 200 mm x 30 mm x 60 mm
	1211B	CRL Carborundum Dressing Stick <ul style="list-style-type: none"> • Used for dressing metal bond diamond wheels • 12 mm diameter • 150 mm length
	1205 13 mm square 1205A 25 mm square	CRL Aluminium Oxide Dressing Stick <ul style="list-style-type: none"> • Always remember to sharpen your drill regularly for a longer life and better edge • 150 mm length

Coolants & Grinding Additives ▼

	CAT. NO.	DESCRIPTION
	EU1218025L 25 litres	CRL Vitrolube 4m Coolant Additive Semi-Synthetic for Use in Recirculating Tanks <ul style="list-style-type: none"> • Environmentally improved - does not contain sodium nitrate, phenols, triazene, PTBBA or chlorinated additives • Extended sump life compared to conventional fluids • Optimum tool life • Good corrosion protection even at low concentrations
	EUUTC1271L 1 litre EUUTC1275L 5 litres EUUTC12725L 25 litres	CRL 25L Vitrolube 127 Diamond Tool Coolant <ul style="list-style-type: none"> • Recommended for use with Cat. No. 5993 • Fully synthetic water-soluble grinding fluid • Used for edging and bevelling machines
	EUUTC801L 1 litre EUUTC805L 5 litres EUUTC8025L 25 litres	CRL Vitrolube Diamond Tool Coolant <ul style="list-style-type: none"> • Fully synthetic water-soluble grinding fluid • Used for edging and bevelling machines • Reduces heat generated by the grinding process and improves wheel life

	CAT. NO.	DESCRIPTION
	1229	<p>CRL RD Anti Foam Emulsion</p> <ul style="list-style-type: none"> • Used where water conditions cause foaming • Sold per 5 kg
	1225	<p>CRL Sof®-Set 500 for Tank Cleaning</p> <ul style="list-style-type: none"> • Makes tank cleaning easy by soft-setting the glass powder • Dilution ratio 500 parts to 1 • Sold per 5 litre bottle
	1710H	<p>Glass Washing Machine Cleaner</p> <ul style="list-style-type: none"> • Concentrated low foaming additive for hot and cold machines • Can be diluted 100:1 • Sold by 25 litre container

Clean 20 Consumables ▼

	CAT. NO.	DESCRIPTION
	5993 25 Litre	<p>CRL Flocculent 7418</p> <ul style="list-style-type: none"> • Specifically developed to be used with flat glass • Fast-acting • Chloride-free • Used for the purification of process water • Use with clean 20 system
	5995LITRE 5 Litre	<p>Biozid</p> <ul style="list-style-type: none"> • Anti-fungal additive for use with Clean 20
	5994A Clean 10 machine 5994 Clean 20 machine	<p>CRL Slurry Bag for Clean 10/20 Machine</p> <ul style="list-style-type: none"> • Filter bags for clean 10/20 water treatment system

CAT. NO.

DESCRIPTION



5996

pH Dipsticks

- pH test sticks used to maintain neutral water levels in Clean 20
- Test strips pH (litmus)
- Measurement: pH 1-14
- Indicator strips 6 mm x 85 mm for a rapid pH-measurement of the cleaned water.
- The high quality of the indicator dyes result in no pollution
- Packed per 100 strips in a plastic box

Trizact Discs ▼

CAT. NO.

DESCRIPTION



- TD335P A35 76 mm
- TD320P A20 76 mm
- TD310P A10 76 mm
- TD35P A5 76 mm
- TD3CP Cerium 76 mm
- TD535P A35 127 mm
- TD520P A20 127 mm
- TD510P A10 127 mm
- TD55P A5 127 mm
- TD5CP Cerium 127 mm

CRL 3M™ Trizact™ A35 PSA Polishing Disc

- 3M™ Trizact™ films – a cleaner, long lasting abrasive system for glass scratch repair
- Material uses natural abrasive formed in the shape of small pyramids, and provides uniform layers of abrasive throughout the pyramid

Manual Hand Grinding Pads ▼

CAT. NO.

DESCRIPTION



Best Seller

- DHP60 Green 60X grit
- DHP120 Black 120X grit
- DHP220 Red 220X grit
- DHP400 Yellow 400X grit
- DHPSET Set of above pads

CRL Diamond Hand Pads

- Long-lasting diamond abrasive
- Works great on smooth or uneven surfaces
- Use wet or dry
- 57 mm x 95 mm pad size

1313H



CRL Red Diamond Coated Hand Files

- Sold per pack of 4, shapes No. 1 to 4



- 2612251 Seamer
- 2612252 Replacement stone


CRL Hand Glass Seamer

- For 3 mm to 12 mm thick glass
- Removes sharp edges
- Seams both edges of glass at once
- Quick and easy to use

Abrasive Belts ▼

Diamond Grinding Belts ▼


	CAT. NO.	DESCRIPTION
	CRL1180X80DB 1,180 mm x 80 mm Suitable for Lisec, KSL and KSR machines	CRL Flexible Diamond Belt <ul style="list-style-type: none">• Consistent edge quality• Longer life than silicon carbide• 200 grit
	CRL3350X100DB 3,350 mm x 100 mm Suitable for Ashton type grinding machines	
	13A6465J3 1,180 mm x 80 mm Suitable for Lisec, KSL and KSR machines	CRL 3M Diamond Belt <ul style="list-style-type: none">• Consistent edge quality• Longer life than silicon carbide• 200 grit




Got a product query?

Contact our experienced Technical Team on
00 800 0421 6144 or email crl@crlaurence.co.uk


For Ashton Belt Machines ▼

	CAT. NO.	DESCRIPTION
	CRL4X13260X 60 grit CRL4X13280X 80 grit CRL4X132120X 120 grit CRL4X132220X 220 grit CRL4X132400X 400 grit CRL4X132CORK Cork	CRL Wet Abrasive Belts for Ashton Belt Machines <ul style="list-style-type: none">• 100 mm x 3,350 mm• Fast-grinding 100% polyester backed belts• 100% polyester backing so you can use them wet or dry• All upright sander belts come five belts per box (CRL4X132CORK - 2 per box)• Sold per box


For Metral Belt Machines ▼

	13094K 80 grit 13095BK 120 grit 13095K 180 grit 13095AK 220 grit 13096K 400 grit 13097K Cork	CRL Abrasive Belts for Metral Belt Machines <ul style="list-style-type: none">• 100 mm x 2,000 mm• Polyester wet-dry backing• Sold individually
--	---	--


For Bohle Belt Machines ▼

	13317K 60 grit 1317BK 80 grit 1317DK 100 grit 1317B05K 120 grit 13320K 150 grit 1317B1K 180 grit 1317B3K 220 grit 1317B2K 400 grit 1317EK cork	CRL Belt for Bohle Belt Machines <ul style="list-style-type: none">• 100 mm x 1,830 mm• Polyester wet-dry backing• Top quality, long lasting• Non-directional• Sold individually
--	---	---


For Ebor Belt Machines ▼

	1304K 80 grit 1305K 180 grit 1305AK 220 grit 1306K 400 grit 1311K cork	CRL Belt for Ebor Belt Machines <ul style="list-style-type: none">• 100 mm x 2,400 mm• Polyester wet-dry backing• Sold individually
--	---	--


For Knopp Belt Machines ▼

		CAT. NO.	DESCRIPTION
		1332AK 80 grit	CRL Abrasive Belts for Knopp Machines <ul style="list-style-type: none"> • 100 mm x 3,000 mm • Polyester wet-dry backing • Top quality, long lasting • Non-directional • Sold individually
		1332BK 120 grit	
		1333K 180 grit	
		1334K 400 grit	
		1336K cork	


For Glasmek Belt Machines ▼


		13309K 60 grit	CRL Abrasive Belts for Glasmek Machines <ul style="list-style-type: none"> • 100 mm x 1,800 mm • Polyester wet-dry backing • Top quality, long lasting • Non-directional • Sold individually
		13310K 80 grit	
		1327K 120 grit	
		13143K 180 grit	
		1317HK 220 grit	
		1317AK cork	

General Abrasive Belts ▼

		1343AK 60 grit	CRL Abrasive Belts <ul style="list-style-type: none"> • 19 mm x 535 mm • Polyester wet-dry backing • Top quality, long lasting • Non-directional • Sold per box of 10
		1343K 80 grit	
		1344K 180 grit	
		1345K 400 grit	
		1344AK cork (sold individually)	

		1354K 80 grit	CRL Abrasive Belts <ul style="list-style-type: none"> • 29 mm x 530 mm • Polyester wet-dry backing • Top quality, long lasting • Non-directional • Sold individually
		1355K 180 grit	
		1356K 400 grit	

		1317GK 100 grit	CRL Abrasive Belts <ul style="list-style-type: none"> • 50 mm x 1,800 mm • Polyester wet-dry backing • Top quality, long lasting • Non-directional • Sold individually
		1317FK 120 grit	
		1317F1K 180 grit	

		1373K 80 grit	CRL Abrasive Belts <ul style="list-style-type: none"> • 55 mm x 1,000 mm • Polyester wet-dry backing • Top quality, long lasting • Non-directional • Sold individually
		1373AK 120 grit	

Belt Machines - Small Machinery ▼

CAT. NO.

DESCRIPTION



CRL4X10660X 60 grit
 CRL4X10680X 80 grit
 CRL4X106120X 120 grit
 CRL4X106180X 180 grit
 CRL4X106220X 220 grit
 CRL4X106400X 400 grit
 CRL4X106CORK cork

CRL Wet Abrasive Belts for Upright Belt Sanders

- Fast-grinding 100% polyester backed belts so you can use them wet or dry
- 100 mm x 2,690 mm
- All upright sander belts come with five belts per box (CRL4X106CORK - 2 per box)



8 mm x 457 mm
 CRL516X1880X 80 grit
 CRL516X18120X 120 grit
 CRL516X18220X 220 grit
 CRL516X18400X 400 grit

CRL Glass Grinding Belts for Portable Sanders

- Designed for use with the CRL LD1218EU sander
- Silicon carbide abrasive
- 10 per box

13 mm x 457 mm
 CRL12X1880X 80 grit
 CRL12X18120X 120 grit
 CRL12X18220X 220 grit
 CRL12X18400X 400 grit

EU9031M



CRL Makita® 240 Volt 29 mm x 533 mm Sander

- Extremely popular portable sander for sanding notches and cut-outs
- Uses 29 mm x 533 mm belts
- Side handle for easy manoeuvrability
- Compact and light

ZB1182160 60 grit, green
 ZB11821120 120 grit, black
 ZB11821220 220 grit, red
 ZB11821400 400 grit, yellow
 ZB11821800 800 grit, white

CRL 3 m Diamond Abrasive Belts for Belt Sanders

- High quality
- 29 mm x 533 mm
- Sold separately



CRL118X2140X 40 grit
 CRL118X2160X 60 grit
 CRL118X2180X 80 grit
 CRL118X21120X 120 grit
 CRL118X21180X 180 grit
 CRL118X21220X 220 grit
 CRL118X21400X 400 grit
 CRL118X21CORK cork

CRL Glass Grinding Belts for Portable Sanders

- Fast grinding 100% polyester backed belts for notches and cut-outs
- 29 mm x 533 mm
- 10 per box

CAT. NO.	DESCRIPTION
	<p>15635</p> <p>CRL Makita® 240 Volt 76 mm x 457 mm Sander with Dust Bag</p> <ul style="list-style-type: none"> • Light enough to be easily manoeuvred, and still sturdy enough for production or job site use • Uses 76 mm x 457 mm belts • Electronic speed control • Adjustable tracking mechanism to ensure proper belt tension • Externally accessible motor brushes for easy maintenance
	<p>CRL3X1860X 60 grit CRL3X1880X 80 grit CRL3X18120X 120 grit CRL3X18220X 220 grit CRL3X18400X 400 grit CRL3X18CORK grit</p> <p>CRL Glass Grinding Belts for Portable Sanders</p> <ul style="list-style-type: none"> • Tough, fast grinding, 100% polyester backed belts are long lasting • 76 mm x 457 mm • 10 per box
	<p>EU9903</p> <p>CRL Makita® 240 Volt 76 mm x 533 mm Sander with Dust Bag</p> <ul style="list-style-type: none"> • Double insulated • Sands cleanly with dust collector • Uses 16 mm x 533 mm belts • Lever control for belt replacement • Fast and even belt tracking, efficient dust collector, lock-on switch, extra long power cord and flush-to-wall standard design
	<p>CRL3X2160X 60 grit CRL3X2180X 80 grit CRL3X21120X 120 grit CRL3X21180X 180 grit CRL3X21220X 220 grit CRL3X21400X 400 grit CRL3X21CORK cork</p> <p>CRL Glass Grinding Belts for Portable Sanders</p> <ul style="list-style-type: none"> • 100% polyester backed belts are long lasting • 76 mm x 533 mm • Tough, fast grinding • 10 per box

Portable Drilling Machines ▼

CAT. NO.	DESCRIPTION
1524	<p>CRL 220 Volt AC Two-Speed Drill Machine</p> <ul style="list-style-type: none"> • Powerful two-speed 220 Volt AC motor • Precise depth control feature • Built-in coolant chuck • For 3 mm to 102 mm Belgian thread diamond drills • Twin vertical guide posts • Uses 1006 range drills





Scratch Polishing Machine ▼

CAT. NO.	DESCRIPTION
<p>1520 230 volts</p> <p>1520A 110 volts</p>	<p>CRL Heavy-Duty Scratch Polisher</p> <ul style="list-style-type: none"> • Polishes all types of glass, from windshields to watch crystals • Use it hand-held or bench mounted for added stability • Powered by a heavy-duty, double-insulated motor • Sure grip handles on each end of the tool assembly provide control • Includes felt wheel (1322) and 1 kg of Cerium Oxide (1222A)
1322	<p>Felt Wheel for the CRL Scratch Polishing Machine</p> <ul style="list-style-type: none"> • 150 mm diameter • 70 mm bore • 40 mm thick • Suitable for use with 1520/1520A



	CAT. NO.	DESCRIPTION
	<p>C0301 454 g</p> <p>C0310 4.5 kg</p> <p>C0453 20 kg</p>	<p>CRL Cerium Oxide</p> <ul style="list-style-type: none"> • Premium cerium oxide for fast stock removal • Exceptional suspension qualities • Ideal for recirculating slurry systems • Easily cleaned from glass and equipment • Contains no zinc • Pink colour
	<p>1222 20 kg</p>	<p>CRL Cerium Oxide Polishing Powder</p> <ul style="list-style-type: none"> • Formula ensures a bright finish to all polished surfaces • Excellent suspension characteristics and non-stick properties • Ideal for cleaning glass prior to silvering / coating • Pink/buff colour

Diamond Cut Out Saw ▼

	CAT. NO.	DESCRIPTION
	<p>15605</p>	<p>Makita® CC300DWE Cordless Diamond Saw 10.8 Volts</p> <ul style="list-style-type: none"> • Recommended replacement blade: NS3B • Sold complete with battery, diamond saw blade and water feed bottle
	<p>NS3B</p>	<p>CRL Metal Bond Diamond Glass Cutting Blade</p> <ul style="list-style-type: none"> • Produces a clean, chip-free cut in glass and mirror • Perfect choice for cutting notches and straight lines • Suitable for use with 605 diamond saw • 85 mm diameter blade

CAT. NO.

DESCRIPTION



ADB153060
GREEN grade M60 for grinding

ADB1530120
BLACK grade M120 for grinding

ADB1530200
RED grade M200 for grinding

ADB1530400
YELLOW grade M400 for grinding

ADB1530800
WHITE grade M800 for grinding

ADB15301800
BLUE grade R1800 for polishing

ADB153012000
ORANGE grade R12000 for polishing

CRL Abrasive Diamond Band

- 15 mm diameter
- 30 mm height



ADB1530M

CRL Expanding Rubber Mandral

- For use with 15 mm x 30 mm CRL Abrasive Diamond Bands
- 6 mm diameter fitting



ADB453060
GREEN grade M60 for grinding

ADB4530120
BLACK grade M12 for grinding

ADB4530200
RED grade M200 for grinding

ADB4530400
YELLOW grade M400 for grinding

ADB4530800
WHITE grade M800 for grinding

ADB45301800
BLUE grade R1800 for polishing

ADB453012000
ORANGE grade R12000 for polishing

CRL Abrasive Diamond Band

- 45 mm diameter
- Height 30 mm



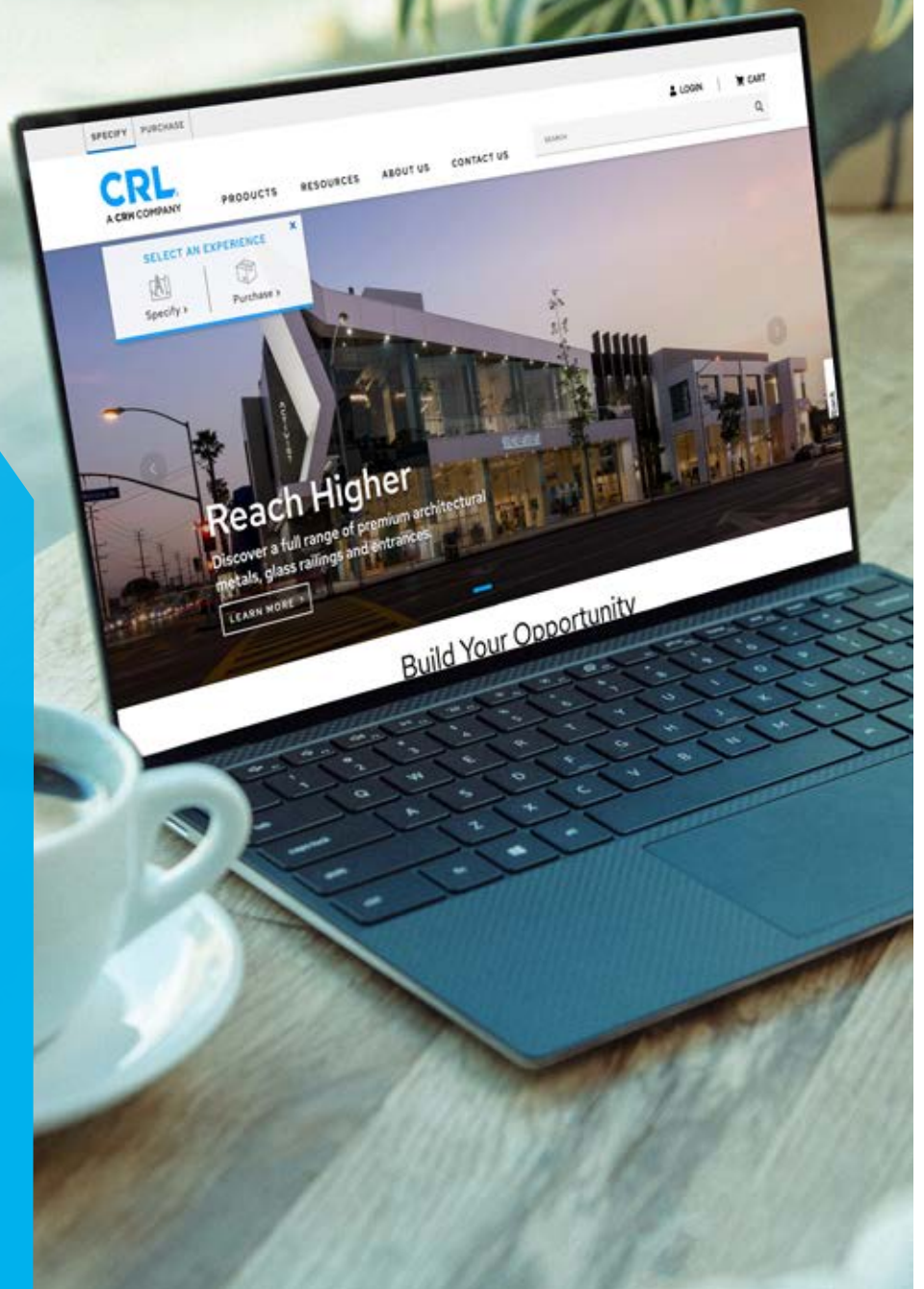
ADB4530M

CRL Expanding Rubber Mandral

- For use with 45 mm X 30 mm CRL Abrasive Diamond Bands
- 6 mm diameter fitting

**CRL RECOMMENDS USING
CAT. NO. EUDTC801L COOLANT**

Online Ordering



The easiest way to shop at CR Laurence

At crlaurence.co.uk you have 24/7 access to thousands of quality products all just a few clicks away.

With instant access to pricing, stock availability and account information, ordering from CR Laurence has never been easier.

Our home page is regularly updated with the latest offers and newest products so you have the most up to date information at your fingertips.

It's easy to sign up for access to crlaurence.co.uk but if you do need any assistance please call CRL Customer Services on 00 800 04216144.



Search our product database



Check pricing



Check stock availability



Order 24/7 at crlaurence.co.uk

CRL Posiglaze Surface Mount Base Shoe

For interior and exterior applications

Posiglaze - Frameless Glass Balustrade System

- Fast Installation
- Fully adjustable after installation
- Lightweight and extremely strong
- Excellently engineered
- For Glass Thicknesses of 12 mm, 15 mm and 19 mm toughened monolithic glass.
- For Glass Thicknesses of 13.52 mm, 17.52 mm and 21.52 mm toughened laminated glass.

For more information visit crlaurence.co.uk
or call **00 800 0421 6144**



Tested to
BS6180:2011

CRL Spig-Lite Pro

For interior and exterior applications

Spiglite Pro - Modern Glass Balustrade solution

- Only two spigots and fixings required per meter
- Fast Installation
- No need to drill the glass
- Free drainage between the spigots
- For Glass Thicknesses of 12 mm and 15 mm toughened monolithic glass.
- For Glass Thicknesses of 17.52 mm and 21.52 mm toughened laminated glass.

For more information visit crlaurence.co.uk or call 00 800 04216144



Tested to
BS6180:2011

A photograph of a modern multi-story building facade with glass balconies, partially obscured by a blue semi-transparent overlay on the left side. The building has a clean, architectural style with dark window frames and light-colored panels.

TAPER-LOC[®]

Install glass with ease

Conforming to Building Standards Across Europe

At CRL, we are committed to the testing and development of all of our products.

All CRL TAPER-LOC[®] Systems are independently tested to meet British, German and US Standards. We have solutions up to and including 3kN load tests.

**SIMPLE.
 FAST.
 SAFE.**

THE ULTIMATE ARCHITECTURAL BALUSTRADE SYSTEM FOR THE PROFESSIONAL INSTALLER

Frameless Glass Balustrade System

- Dry-glazed installation - TAPER-LOC[®] facilitates the fastest possible way to install glass balustrades and is clean for the installer and the finished product
- Saves Time & Money while maximising safe working conditions - The horizontal TAPER-LOC[®] design allows the system to be adjusted, dismantled and re-set completely from the 'safe side' of the balustrade (including both 'fast-seal gaskets'), avoiding scaffolding cost and time (particularly useful in retrospective fit and when changing a glass panel)
- Designed and tested for use with 17.52, 21.52 and 25.52 mm toughened laminated glass and 12, 15 and 19 mm toughened monolithic glass
- Surface (D) and fascia (F) drilled base shoe available
- Enables the strongest and safest barriers, giving the installer and the final user peace of mind



Taper-Loc base shoe allows balustrades to be installed flush with the slab edge

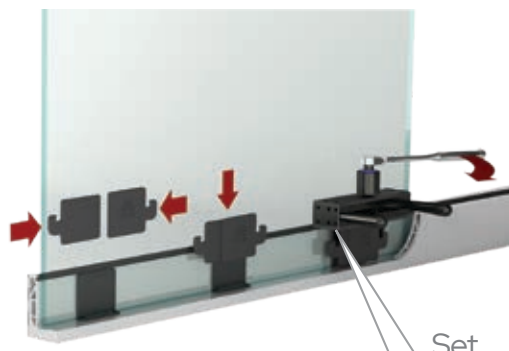
Step 1



Ready...

TAPER-LOC[®] Tapers insert into the Base Shoe

Step 2



Set...

The TAPER-LOC[®] Installation Tool (TLK12) compresses the Tapers together with a predetermined torque setting. The glass is locked in to place every single time.

Step 3



Done.



CONFORMS TO
BS 6180:2011

CRL Juliette Balcony System



Safe and Secure Balcony System with Rails

Features

- Tested to a width of 2,400 mm – certificate available
- Tested to BS6180
- 316 Grade Stainless Steel
- Single pane of glass must be used
- For 12 mm or 13.52 mm glass

**Get your FREE flyer today - Download it
at crlaurence.co.uk or call 00 800 0421 6144**



CRL Paris Balcony System



Safe and Secure Frameless Balcony System

Features

- Height 1,200 mm
- Fixes to brickwork, concrete and steel
- Tempered laminated glass
- Tested to BS6180:2011
- Substrate fixings not included
- Profiles can be cut to size on site

Get your **FREE flyer** today - Download it at crlaurence.co.uk or call 00 800 0421 6144

Cat. No	Glass Thickness	Colour	Max Span
PARISGR	13.52 & 17.52 mm	Grey RAL 7016	13.52 mm = 1,620 mm, 17.52 mm = 2,150 mm
PARISW	13.52 & 17.52 mm	White RAL 9016	13.52 mm = 1,620 mm, 17.52 mm = 2,150 mm
PARIS2GR	21.52 mm	Grey RAL 7016	2,600 mm
PARIS2W	21.52 mm	White RAL 9016	2,600 mm

Cat. No	Glass Thickness	Colour	Max Span
PARIS3GR	13.52 & 17.52 mm	Grey RAL 7016	13.52 mm = 1,620 mm, 17.52 mm = 2,150 mm
PARIS3W	13.52 & 17.52 mm	White RAL 9016	13.52 mm = 1,620 mm, 17.52 mm = 2,150 mm
PARIS4GR	21.52 mm	Grey RAL 7016	2,600 mm
PARIS4W	21.52 mm	White RAL 9016	2,600 mm



CRL Langle Partition Wall System

CRL Langle Office Partition Systems offer a creative and effective solution for modern interior designs. The dry-glazed system is easy to install and provides a maximum transparency thanks to its thin profiles for ceilings, floors, walls and door frames.

Uses

- Office glazings and glass partition walls
- Interior glazings for private homes
- Practices and chambers
- Hotels and spas
- Smoking areas

Get your FREE catalogue today - Download it at crlaurence.co.uk or call 00 800 0421 6144

Advantages

- No wet sealing necessary
- Door hinge fully height-adjustable, no drilling and milling necessary
- Can be executed as single or double glazing
- High sound reduction possible
- Matching frame profile for glass to glass and glass to wall
- Suitable for many common hinge and lock types
- Glass door thickness 10 to 12 mm
- Wood door thickness 40 mm
- Fixed side panel thickness 20 to 28 mm IG unit
- Available in a satin anodised, brushed nickel and matte black finish



CRL Brooklyn

A matte black frame system for sliding doors

CRL Brooklyn is an innovative, style-led sliding door frame system designed for both residential and commercial use.

Allowing practical room partitioning, while still retaining a sense of space, Brooklyn is set to be one of the most popular systems available.

Get your FREE flyer today - Download it at crlaurence.co.uk or call 00 800 0421 6144

Features

- For dropped ceiling and ceiling fixed applications when fixed and sliding panels are required to be framed
- Vertical adjustment +/- 3 mm
- Enhanced double "Soft-Close" system
- Frameless systems also available in Brushed Nickel and Satin Anodised finishes
- Option to install Bi-parting doors by purchasing extra set of clamps
- Glass thickness: 10 mm
- Max. door weight: 70 kg
- Min. panel width: 675 mm
- Track length; 2,000 mm and 3,000 mm - Custom track lengths available to order
- Certification: EN1527/EN1670
- Tested to 100,000 cycles

Frameless Shower Door Hardware



CRL is the world's largest supplier of Frameless Shower Hardware and Accessories. From minimalist hardware to complete sliding Shower Door kits, CRL offers the full package of quality hardware and accessories that will fit your space.

- Hinges
- Sliding Shower Door Kits
- U-Channels
- Glass Door Clamps
- Pull Handles & Knobs
- Support Bars & Headers
- Glass Door Locks
- Towel Bars
- Shower Door Seals

Get your FREE catalogue today - Download it at crlaurence.co.uk or call 00 800 0421 6144



Some of the products featured in the catalogue


Geneva Hinge Series



Vienna Hinge Series



Pull Handles & Knobs



Support Bars



Heavy-Duty Glass Clamps



Shower Door Seals



Hydroslide Shower Door Kit



Serenity Series Sliding Door System



Get your FREE catalogue today - Download it at crlaurence.co.uk or call 00 800 0421 6144

Structural Glass Fixing Systems

The CRL Glass Awning Support System will give any entrance an uncomplicated, graceful look, enhancing the design of any building.

With the use of toughened laminated glass you can add a range of glass colours, textures, and special effects not available with typical monolithic glass. This complements and enhances the design of any building.

- High grade 316 stainless steel for durability in even the harshest of environments
- Complete hardware system for 13.52 mm toughened laminated glass awnings
- Provides protection from the weather without obstructing the view
- Adjustable slope for most weather conditions
- All high grade 316 alloy stainless steel components for panel sizes up to 1219 mm wide and 1829 mm long with two rods and mounting kits
- Easy Installation

Get your FREE catalogue today - Download it at crlaurence.co.uk or call 00 800 0421 6144



Oil Dynamic Hinges For Glass Doors

Introducing CRL's range of oil dynamic hinges for self-closing glass doors. The innovative hinges have adjustable closing speed and offer a great alternative to floor closers and patch fittings.

Get your FREE catalogue today - Download it at crlaurence.co.uk or call 00 800 0421 6144



Glass Fittings from dormakaba



dormakaba all-glass systems now available from CRL

CRL has expanded its range of door hardware and is the new UK distribution partner for dormakaba.

- Manual sliding door systems
- Manual swing door systems
- Fittings for all-glass systems
- Clamp profiles
- Door rail system
- Floor spring

**Get your FREE catalogue today - Download it at
crlaurence.co.uk or call 00 800 0421 6144**



Index ▼

Glass Handling

06-18

Corner Protectors

Coloured Armoured Corner Protectors	17
Corner Protectors	17

Glass Dollies

All Terrain Glass Dollies	12
Camber Glass Dollies	11
Four Wheel Glass Dolly	12
Glasstrax Glass Dolly	11
Heavy-Duty Steel Frame Glass Dolly	13
Plate Glass Dolly	12
Roller Blocks	12
Self-Locking Dolly	11

Protection Film

Clear Protective Bumpads	17
Polyester Safety Laminating Film	17
Surface Protection Film	17

Transport Pads

Foam Edge Protection	16
Transport Pads	16

Vacuum Lifters

Aluminium Vacuum Lifters	08-09
Auto Vacuum Cup	10
Carrymate Door Lifter	13
Carrymate Non-Slip Grips	13
Curved Glass Vacuum Lifter	07
Heavy-Duty Double Vacuum Cup	09
Knuckle Saver Lifter	10
Leather Lifting Sling Lifts	10
Lifting Grab	12
Little Grabber Lifter	09
Octopus Vacuum Lifter	08
Plastic Swivel Vacuum Lifter	09
Plastic Vacuum Lifters	09
Single Grip Glass Grippers	13
Sure Grip Vacuum Lifter	07
Tragboy Lifting Tong	10
TY Webbing	10
Winbag Inflatable Wedging Tool	13

Wood's Lifting Frame Replacement Vacuum Pad	15
Wood's Powr-Grip Vacuum Lifter	07-08
Wood's Powr-Grip Vacuum Lifting Frames	14-15
Wood's Powr-Grip Vertical Handle Vacuum Cup	10

Silicones, Sealants & Tools

19-30

Caulking Guns

Sausage and Cartridge Caulking Gun	24
Skeleton Caulking Gun "Kennet"	23
Standard Smooth Rod Caulking Gun	23
Strap Frame Caulking Guns	23-24

Setting Blocks & Shims

Glazing Blocks	26
Setting Blocks	27-28
Shims	28

Silicones & Sealants

Crystal Clear Silicone	21
Dow Corning 995 Silicone Structural Adhesive	21
Kwixset Expanding Cement	21 & 30
Neutral Cure Construction Silicone	20
Neutral Cure Low Modulus Silicone	20
Shower Sealant	20
Water Clear Silicone	21
White Premium Grade Acrylic Latex Caulk	21

Silicone & Sealant Tools

Backer Rod Roller	25
Closed cell Backer Rod	25
Double Sided Foam Glazing Tape	25
E.Z.D Glazer De-Glazing Tool	24
E.Z.D Glazer Tool Replacement Hand Guard	24
Face Cap Remover	24
Nozzle Caps	22
Nozzle Cutter	22
Plastic Stick Tool	22
Screw-On Replacement Blade	24
Sealant Finishing Tool	22
Stick Handle with Chisel End Stick Tool	22
Sticker-Tite Self Sealing Closed Cell Sponge Rubber	25
Window De-Glazing Tool	24

Tapes			
Architectural Tape	29		
Carton Sealing Tape	29		
Double Sided Foam Glazing Tape	25		
Glazing Tape	29		
Multi-Purpose Masking Tape	29		
Single Sided Foam Glazing Tape	29		
Mirror Products, Mastics & Adhesives	31-40		
Adhesives			
Evergrip Adhesive	32		
Evergrip Ultra Complete Adhesive	32		
Mirror Adhesives & Mastics			
Gunther Mirror Edge Sealant	33		
Gunther Mirror Mastic	33		
Polymer Mirror Fix	33		
Mirror Fixings			
Aluminium Flat Bar	38		
Aluminium J-Bar	37		
Aluminium L-Bar	38		
Angle Extrusion	37-38		
Divider Bar	38		
H-Bar	38		
Mirror Edge Moulding	37		
Mirror Mounting			
Aluminium Tape	35		
Chrome Plated Dome Heads	40		
Convex Mirror	40		
Foam Mounting Tape	39		
Heated Mirror Pads	36		
Hi-Bond Adhesive Tape	39		
Mirror Backing	35		
Mirror Clips	39-40		
Mirror Mounting Sets	34-35		
Mount Bracket	40		
Super Tip Drill Bit	40		
Vinyl Protective Sleeve for Screws	40		
Cleaning & Surface Protection		41-48	
Cleaning & Surface Protection			
6K Clean and Protect		45-46	
Easi-Clean Clean and Protect for Sandblasted Glass		47	
Glass & Mirror Cleaner		42-43	
Monster Roll		44	
Papertowels		44	
Plastic Spray Dispenser Bottle		43	
Squeegees		48	
Steel Wool		44	
Surface Protector		47	
Water Stain Remover		43	
Wipes		44	
Glazing Accessories		49-63	
Glazing Accessories			
8-in-1 Painter's Tool		50	
Block Lever		57	
Chisels		51	
Cutting Knives		52	
Face Cap Remover		57	
Glass Cutter and Pencil Pouch		58	
Glazing Shovel		57	
Hacking Knives		51	
Kwixset Expanding Cement		58	
Lightweight Glazier's Hammer		57	
Plate Glass Lifting tool		57	
Push Points and Drivers		55-56	
Putty Knives		50-51	
Razor Blades and Accessories		54-55	
Red Devil Knives		50-51	
Replacement Cutting Knife Blades		53	
Rubber Mallet		58	
Scrape 'N' Pry Bar		58	
Vinyl Roller Tool		58	
Window Ventilators		60-63	

Glass Measuring & Detecting

64-68

Glass Measuring and Detecting

Corex Templating Sheets	65
Electronic Glass Detectors	66-68
Electronic Level and Angle Locator	65
Fleximeter	65
Glass Caliper	65
Glass Gauge	65
Tape Measures	64

Glass Hardware

69-110

Glass Hardware

Acorn Cap Nut	99
Cabinet Hardware	73-81
Chemical Anchor System	101
Clamp Bolts	87
Clamps for Postkits	92-93
Glass Clamps	82-87
Glass Standoffs	94-99
Hanger Bolt Driver	101
Hanger Bolts	100
Hex Nut	99
Hinges	75-76
Locks	77, 79 & 81
Partition Strips	109-110
Post Railing System	89-90
Replacement Washers	99
Rubber Gaskets	88
Screw Cover Caps	88
Shelf Hardware	70-72
Shower Door Hinge	76
Shower Door Knob	77
Spanner Wrench for Round Standoff Cap Assembly	101
U-Channels	102-108

Protective Screens

111-122

Protective Screens

Aluminium Partition Posts	113-115
Clamping Profile	119
Corner Connectors	117
Desktop Design System	116
Glass Clamps	116-118
Moveable Desktop Screen Clamp	116
Portable Partition Screen Fitting	112
Posiglaze System	121
Speak Thrus	120
Spig-Lite System	122
U-Channels	118-119

Safety - Personal Protection Equipment

123-130

Protection Equipment

Aprons	126
Face Mask	128
Foam Ear Plugs	128
Glass Hand Pad	127
Gloves	125-126
Hand Sanitiser Gel	129
Handling Lap	127
Knee Pads	128
Marigold Sleeves	124
Protection Shirt/Jacket	127
Safety Glasses/Goggles	127
Safety Helmet	128
Surface Sanitiser Spray	129
Wrist Guard	124
Wrist Protector	124

Glass Cutting

131-147

Glass Cutting

6 Wheel Replacement Cutter Turret	136
Bench Felt	145
Carbide Wheel "PUSH FIT" Unit with Lugs	138
Carbide Wheel "PUSH FIT" Unit without Lugs	138
Cutter Oiling Stand	137
Cutting Oils	140
Cutting Wheels Axles	139
Edge Deletion Wheels for Automatic Cutting Tables	141
Fletcher-Terry Carbide Cutting Wheels for Automatic Tables	139
Flotex Table Top Cover	145
Glass Chip Brush	137
Glass Cutters	132-136
Glass Slicker	137
L-Squares	142-143
Phenolic Straight Edge	144
Pliers	145-146
Precision Circle Cutter	136
Production Speed Cutter	136
Replacement Jaws for Pliers	146
Square Braced	143-144
Suction Lathe	144
T-Squares	141-142
Wheel Inserts	138
Wood's Stowaway Tilt Table	147

Glass Marking

Glass Marking	148
Blast Pack Safety Marking Kit	148
Chinagraph Pencils	148
Stabilo Glass Markers	148
Yellow Marking Pencils	148

Glass Processing

Glass Processing	149-182
Abrasive Belts	175-177
Abrasive Diamond Bands	182
Anti-Foam Emulsion	173
Baume Gauge Kit	164
Biozid	173
Cerium Oxide	164 & 181
CNC Tooling for Intermac, Denver, Bavelloni, Bimatech, Technometal	152-155
Complete Polishing Head Assembly	164
Continental Fit Diamond Countersinks	170
Continental Fitting Sintered Drills	166-167
Countersink for Forvet Machine	169
Cup Polish Wheels for Bavelloni Straight Line Edgers	160
Cup Polish Wheels for Latuada Straight Line Edgers	160
Cup Wheels for Bavelloni Beveling Machines	161
Cup Wheels for Bottero Beveling Machines	163
Cup Wheels for Bottero Straight Line Edgers	157
Cup Wheels for Bovone Beveling Machines	162
Cup Wheels for Bovone Straight Line Edgers	156
Cup Wheels for Metral Straight Line Edgers	155
Cup Wheels for Schiatti Straight Line Edgers	158-159
Diamond Abrasive Belts	178
Diamond Blades for Putsch Meniconi Saw	165

Diamond Coated Hand Files	174
Diamond Hand Pads	174
Dressing Blocks and Sticks	171-172
Drilling/Grinding Accessories	171
Expanding Rubber Mandral	182
Felt Wheel for CRL Scratch Polishing Machine	180
Flocculent	173
Glass Grinding Belts for Portable Sanders	178-179
Habit Fit Diamond Countersinks	170
Habit Fitting Combined Drill and Countersink	169
Habit Fitting Diamond Drills	167-168
Hand Glass Seamer	174
Makita Cordless Diamond Saw	181
Makita Sanders	178-179
Metal Bond Diamond Glass Cutting Blade	181
Parallel Shank Diamond Countersinks	170
Parallel Shank for Electroplated Drills	165
Peripheral Wheels for Schiatti Machines	151
Peripheral Wheels for Smalls SLE's and Upright Edgers	150-151
pH Dipsticks	174
Polishing Bob	164
Portable Drilling Machine	180
Scratch Polishing Machine	180
Slurry Bags	173
Spearpoint Drill Bits	165
Tank Cleaner	173
Trizact Polishing Discs	174
Variable Diamond Drills	169
Vitolube Coolants	172
Washing Machine Cleaner	173
Wet Abrasive Belts for Upright Belt Sanders	178
Wheels for Intermac Brilliant Cutting Machines	163

Service and Shipping Information



Service & Shipping Information

CRL Service Information

The CRL offices and warehouse are open from Monday to Friday, 8am – 5pm.

Call our International Freephone number [00 800 0421 6144](tel:0080004216144) and ask to speak to 'Sales Operations' or 'Tech Sales'. Tech Sales is a dedicated team to advise you on technical issues and drawings relating to CRL glass hardware installations.

Visit www.crlaurence.co.uk 24/7 to place orders, request a quote, check stock availability and manage your company account.

Enter any product code in the search box and view a picture and all technical information relating to that product including MSDS information and installation guidelines.

Freephone [00 800 0421 6144](tel:0080004216144) / Freefax [00 800 0262 3299](tel:0080002623299) / Email: CRL@crlaurence.co.uk

Shipping Information

Regular orders are shipped each day from the CRL warehouse via UPS, Tuffnells or special delivery services. While orders are generally received the next day the shipping service is actually a 2 – 3 day service. If a particular delivery date, time or address is required please inform a CRL Sales Adviser to make arrangements, special timed deliveries will incur an additional charge.

Special orders requiring specific delivery arrangements will be charged at cost (oversized or long products are classed as special orders).

Returns

All returns must be agreed in advance and it is the responsibility of the customer to return any products in good condition. Standard products (non-custom) returned within 30 days of purchase are eligible for a full credit; a restocking charge will apply to any products returned beyond 30 days.

Custom orders will generally require payment in advance and are non-returnable.

Please visit crlaurence.co.uk for details of our full terms and conditions

C. R. Laurence of Europe

Call FREE on 00 800 0421 6144

Manchester

Charles Babbage Avenue
Kingsway Business Park,
Rochdale, OL16 4NW, England
Tel: +44 (0) 1706 863 600
Fax: +44 (0) 1706 869 860
crlaurence.co.uk

Stuttgart

Boschstrasse 7
D-74360 Ilsfeld
Germany
Tel: +49 (0) 7062 915 93 15
Fax: +49 (0) 7062 915 93 16
crl.eu