

# CRL ACCESS CONTROL HANDLES

For Pricing Visit Our Web Site or Call Us Toll Free at the Phone Numbers Shown on the Back Cover

## CRL Access Control Handles for 'All-Glass' Doors



- Wide Selection of Exterior Fixed Handles for 1/2" (12 mm) or 3/4" (19 mm) Tempered Glass Doors
- Available in Polished and Brushed Stainless, Satin and Polished Brass, and Oil Rubbed Bronze
- Custom Finishes Available By Special Order
- Custom Sizes Ship Within One to Two Weeks

CRL manufactures a complete line of Access Control Handles for your 'all-glass' door needs. We have Panic Devices, Deadbolt Handles, and Electronic Egress Control Handles in a wide variety of configurations. We can also supply you with Dummy Handles to match these devices, allowing you to maintain the same appearance throughout the project, but without the added costs. Please review the following pages for the complete selection, or visit [crlaurence.com](http://crlaurence.com) for more information.



For additional information, contact CRL Technical Sales at (800) 421-6144 in the U.S., (877) 421-6144 from Canada, or (323) 588-1281 International, and ask for Ext. 7700. You can e-mail us through our web site at [crlaurence.com](http://crlaurence.com). From the home page click on Contact Us, and then click on Technical Sales for Commercial Products.

## CRL Panic Handles



- Elegant Tubular Design
- UL and ANSI/BHMA Certified



The operating mechanism concealed within the vertical tubing of our Panic Handles retracts the latch bolt when the interior actuation bar is pushed. An optional exterior Keyed Access Device can be installed to allow entry, and a special dogging feature allows the doors to remain unlocked during business hours. Electronic Strikes are also available, providing a variety of secured entry options.

See pages Z466 through Z472 for more detailed information on our entire line of Panic Handles.



## CRL Deadbolt Handles



- Easy Secure Access
- ANSI/BHMA Certified



The locking mechanism is concealed within the vertical tubing of our Deadbolt Handles, providing easy access through a variety of keying options. An optional Top Latch Roller Bolt allows the use of Electronic Strikes for controlled entry systems.

See pages Z474 through Z480 for more detailed information on our entire line of Deadbolt Handles.



## CRL Electronic Egress Control Handles



- Ideal for Maintaining Security and Aesthetics
- UL Recognized Component



U.S. Patent No. 7,347,461

An electronic switch concealed within the vertical tubing of our Electronic Egress Control Handle releases the Magnetic Lock at the top or bottom of the door, when the interior actuation bar is pushed. Please consult your local building codes as they relate to the acceptability of electro-magnetic locking hardware.

See pages Z482 through Z488 for more detailed information on our entire line of Electronic Egress Control Handles.



## CRL Dummy Handles



- Endless Variety of Configurations Available to Match Our Panic, Deadbolt, and Electronic Egress Handles
- Elegant Tubular Design

When functionality is not required, our Dummy Handles can be made to match any of our Panic, Deadbolt or Electronic Egress Handles, giving you the same appearance throughout your project.

See page Z481 for more detailed information on our entire line of Dummy Handles.



**NOTE:** All Access Control Handles function as health and safety tools, and may only be purchased through CRL Authorized Glass Temperers and Door Manufacturers.

## CRL PA100 and PA110 Series Panic Handles

- UL, ULC, and ANSI/BHMA Certified
- For 1/2" or 3/4" (12 or 19 mm) Tempered Glass Doors
- Wide Selection of Exterior Fixed Handles
- Available in Polished and Brushed Stainless, Satin and Polished Brass, and Oil Rubbed Bronze
- Custom Finishes Available By Special Order
- Custom Sizes Ship Within One to Two Weeks



CRL manufactures a complete line of Panic Handles designed with the 'all-glass' door in mind. These elegant tubular devices give you maximum viewing area and a contemporary look when used on 1/2" or 3/4" (12 or 19 mm) tempered glass doors.

The most popular of these Panics is our PA100 Series. They provide a solution to the strict Americans With Disabilities Act (A.D.A.) Codes that confront every manufacturer and installer of 'all-glass' doors.

The interior portion of the device is a slender 1-1/4" (32 mm) tube stretching across the door and then gently turning upwards to the top of the door, eliminating any interference at the lower half of the door, which must remain clear of obstructions to pass A.D.A. demands.

The operating mechanism is completely concealed within the tube, and retracts a roller latch bolt at the top of the door when pushed gently. Complementing the sleek interior look, we offer a large selection of exterior pull handles that can be as simple as a horizontal handle (Model PA100A) to one that mirrors the interior device (Model PA100D).

All PA100 Series Panic Handles come with a 'dogging' feature that allows you to lock the device in the open position by simply sliding a lever, giving free access during business hours. They also can be used in conjunction with an Electric Strike, allowing for remote keyless entry. For your convenience, Custom Headers are available with all strike hardware installed.

When A.D.A. Codes are not a concern, we also offer our PA110 Series Panic Handles. These Panics are of the same sleek design as the PA100 Series, except they stretch across the door and then bend downward to the bottom of the door, latching at the floor or threshold.

They operate just like the PA100 Series Panics, and have the same 'dogging' feature. Strikes are available for either threshold or no threshold applications providing secure, accurate latching every time.

All of our PA100 and PA110 Panic Handles go through rigorous testing before they leave our manufacturing facility, ensuring that a high quality, dependable Panic will serve your customer for years to come.

Most importantly, they are all UL305, ULC/5132-93, and ANSI/BHMA A156.3-2001, Grade 1 Certified. No other Panic of this type can make this claim, and that puts CRL Panic Handles a step ahead of all the rest.

For more information on our PA100 and PA110 Series Panic Handles, see pages Z467 to Z472, or visit our web site at [crlaurence.com](http://crlaurence.com).



- Models for Aluminum or Wood Doors Available on Special Order




Contact CRL Technical Sales at (800) 421-6144 in the U.S., (877) 421-6144 from Canada, or (323) 588-1281 International, and ask for Ext. 7700.


You can also send e-mail from the [crlaurence.com](http://crlaurence.com) home page. Click on Contact Us, and then click on Technical Sales for Commercial Products.

**NOTE:** All Access Control Handles on this page function as health and safety tools, and may only be purchased through CRL Authorized Glass Temperers and Door Manufacturers.

## Standard Interior Configurations for CRL Panic Handles



PA100 Series



PA110 Series


Available with or without Keyed Access Device



**NOTE:** All Exterior Fixed Handles below can be used in combination with any Panic Handle.

Contact CRL Technical Sales at (800) 421-6144 in the U.S., (877) 421-6144 from Canada, or (323) 588-1281 International. Ask for Ext. 7700. You can also send e-mail from the [crlaurence.com](http://crlaurence.com) home page. Click on Contact Us, and then click on Technical Sales for Commercial Products.

## Exterior Handle Combinations for Doors with CRL Panic Handles



Handle A



Handle D



Handle B



Handle C



Handle E



Handle F



Handle G




Handle H




Handle J



Handle J-S



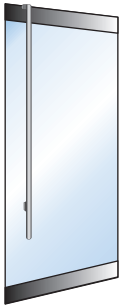
Handle K



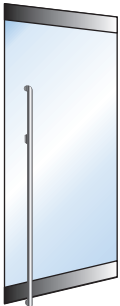
Handle K-S



Handle L



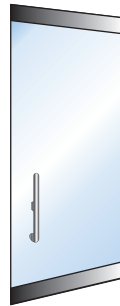
Handle L-S




Handle M



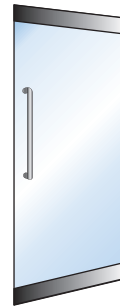
Handle M-S



Handle N



Handle P



Handle X



Handle Y

**NOTE:** All Access Control Handles on this page function as health and safety tools, and may only be purchased through CRL Authorized Glass Temperers and Door Manufacturers.

## CRL PA100 Series Panic Handles


- UL, ULC, and ANSI/BHMA Certified
- For 1/2" or 3/4" (12 or 19 mm) Tempered Glass Doors
- Wide Selection of Exterior Fixed Handles
- Models for Aluminum or Wood Doors Available on Special Order
- Available in Polished and Brushed Stainless, Satin and Polished Brass, and Oil Rubbed Bronze
- Custom Finishes Available By Special Order
- Custom Sizes Ship Within One to Two Weeks

### CRL PA100A Panic Handles



Exterior Handle "A"

### CRL PA100B Panic Handles



Exterior Handle "B"



#### ORDERING OPTIONS

When ordering PA100 Series Panics you must specify:

- PA100 (Interior mechanisms as shown above)
- Exterior Handle Option (A and B shown above, see page Z467 for a complete listing of Optional Exterior Handles)
- Handing (as viewed from the exterior side of the door)
- Rail or Glass Mount
- Glass Thickness
- With or Without Exterior Keyed Access Device
- With or Without Electric Strike
- Finish

#### MAXIMUM DOOR HEIGHTS

- |           |   |
|-----------|---|
| Exterior  | - 96" (2.44 m) for 1/2" (12 mm) Glass Thickness                       |
|           | - 102" (2.59 m) for 3/4" (19 mm) Glass Thickness                      |
| Interior  | - 102" (2.59 m) for 1/2" (12 mm) Glass Thickness                      |
|           | - 108" (2.74 m) for 3/4" (19 mm) Glass Thickness                      |
| Exception | - When using "F" Style Exterior Handle                                |
|           | - 108" (2.74 m) for either 1/2" or 3/4" (12 or 19 mm) Glass Thickness |

See page Z471 for Panic Size limitations.

See page Z472 for Panic Handle details.

#### SPECIFICATIONS:

##### Materials:

1-1/4" (32 mm) Diameter Brass or Stainless Steel Tubing (1.5 mm thick)

##### Glass Thicknesses:

1/2" (12 mm) or 3/4" (19 mm)

##### Glass Fabrication:

Please contact CRL Technical Sales

##### Certification:

UL305

ULC/5132-93

ANSI/BHMA A156.3-2001 Grade 1

Contact CRL Technical Sales at (800) 421-6144 in the U.S., (877) 421-6144 from Canada, or (323) 588-1281 International, and ask for Ext. 7700.

You can also send e-mail from the [crlaurence.com](http://crlaurence.com) home page. Click on Contact Us, and then click on Technical Sales for Commercial Products.

**NOTE:** All Access Control Handles on this page function as health and safety tools, and may only be purchased through CRL Authorized Glass Tempered and Door Manufacturers.



## CRL PA100 Series Panic Handles

- UL, ULC, and ANSI/BHMA Certified
- For 1/2" or 3/4" (12 or 19 mm) Tempered Glass Doors
- Wide Selection of Exterior Fixed Handles
- Models for Aluminum or Wood Doors Available on Special Order
- Available in Polished and Brushed Stainless, Satin and Polished Brass, and Oil Rubbed Bronze
- Custom Finishes Available By Special Order
- Custom Sizes Ship Within One to Two Weeks

### CRL PA100D Panic Handles



Exterior Handle "D"

### CRL PA100F Panic Handles



Exterior Handle "F"



#### ORDERING OPTIONS

When ordering PA100 Series Panics you must specify:

- PA100 (Interior mechanisms as shown above)
- Exterior Handle Option (D and F shown above, see page Z467 for a complete listing of Optional Exterior Handles)
- Hanging (as viewed from the exterior side of the door)
- Rail or Glass Mount
- Glass Thickness
- With or Without Exterior Keyed Access Device
- With or Without Electric Strike
- Finish

#### MAXIMUM DOOR HEIGHTS

- |           |   |
|-----------|---|
| Exterior  | - 96" (2.44 m) for 1/2" (12 mm) Glass Thickness                       |
|           | - 102" (2.59 m) for 3/4" (19 mm) Glass Thickness                      |
| Interior  | - 102" (2.59 m) for 1/2" (12 mm) Glass Thickness                      |
|           | - 108" (2.74 m) for 3/4" (19 mm) Glass Thickness                      |
| Exception | - When using "F" Style Exterior Handle                                |
|           | - 108" (2.74 m) for either 1/2" or 3/4" (12 or 19 mm) Glass Thickness |

See page Z471 for Panic Size limitations.

See page Z472 for Panic Handle details.

#### SPECIFICATIONS:

##### Materials:

1-1/4" (32 mm) Diameter Brass or Stainless Steel Tubing (1.5 mm thick)

##### Glass Thicknesses:

1/2" (12 mm) or 3/4" (19 mm)

##### Glass Fabrication:

Please contact CRL Technical Sales

##### Certification:

UL305

ULC/5132-93

ANSI/BHMA A156.3-2001 Grade 1

Contact CRL Technical Sales at (800) 421-6144 in the U.S., (877) 421-6144 from Canada, or (323) 588-1281 International, and ask for Ext. 7700.

You can also send e-mail from the [crlaurence.com](http://crlaurence.com) home page. Click on Contact Us, and then click on Technical Sales for Commercial Products.

**NOTE:** All Access Control Handles on this page function as health and safety tools, and may only be purchased through CRL Authorized Glass Temperers and Door Manufacturers.

## CRL PA110 Series Panic Handles

- UL, ULC, and ANSI/BHMA Certified
- For 1/2" or 3/4" (12 or 19 mm) Tempered Glass Doors
- Wide Selection of Exterior Fixed Handles
- Models for Aluminum or Wood Doors Available on Special Order
- Available in Polished and Brushed Stainless, Satin and Polished Brass, and Oil Rubbed Bronze
- Custom Finishes Available By Special Order
- Custom Sizes Ship Within One to Two Weeks

### CRL PA110A Panic Handles

### CRL PA110F Panic Handles



#### ORDERING OPTIONS

When ordering PA110 Series Panics you must specify:

- PA110 (interior mechanism as shown above)
- Exterior Handle Option (A and F shown above, see page Z467 for a complete listing of Optional Exterior Handles)
- Handing (as viewed from the exterior side of the door)
- Rail or Glass Mount
- Glass Thickness
- With or Without Exterior Keyed Access Device
- Floor Mount or Threshold Ramp Strike
- Finish

#### MAXIMUM DOOR HEIGHTS

- Exterior - 96" (2.44 m) for 1/2" (12 mm) Glass Thickness
- 102" (2.59 m) for 3/4" (19 mm) Glass Thickness
- Interior - 102" (2.59 m) for 1/2" (12 mm) Glass Thickness
- 108" (2.74 m) for 3/4" (19 mm) Glass Thickness
- Exception - When using "F" Style Exterior Handle
- 108" (2.74 m) for either 1/2" or 3/4" (12 or 19 mm) Glass Thickness

See page Z471 for Panic Size limitations.

See page Z472 for Panic Handle details.

#### SPECIFICATIONS:

##### Material:

1-1/4" (32 mm) Diameter Brass or Stainless Steel Tubing (1.5 mm thick)

##### Glass Thicknesses:

1/2" (12 mm) or 3/4" (19 mm)

##### Glass Fabrication:

Please contact CRL Technical Sales

##### Certification:

UL305

ULC/5132-93

ANSI/BHMA A156.3-2001, Grade 1

Contact CRL Technical Sales at (800) 421-6144 in the U.S., (877) 421-6144 from Canada, or (323) 588-1281 International, and ask for Ext. 7700.

You can also send e-mail from the [crlaurence.com](http://crlaurence.com) home page. Click on Contact Us, and then click on Technical Sales for Commercial Products.

**NOTE:** All Access Control Handles on this page function as health and safety tools, and may only be purchased through CRL Authorized Glass Temperers and Door Manufacturers.



## CRL Panic Handle Size Limitations

Increased Sizes Make Door Assemblies Heavier and More Flexible. Therefore, the Following Should Be Considered:

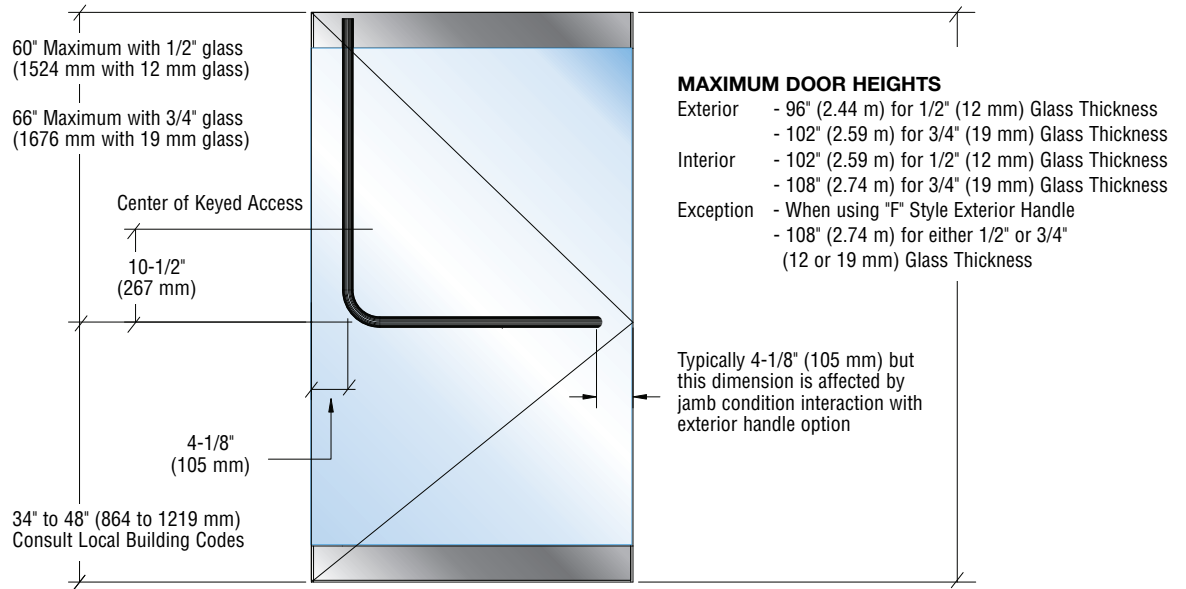
- Wind Load, Stack Pressure, and Ventilation Loads
- Mounting Conditions of Doors to Building Structure
- Panic Devices, Deadbolt Locks, or Other Hardware
- Overhead or Floor Closer Characteristics
- Heavy Usage and Frequency of Operation
- Comfortable Feel and Ease of Door Operation



The Architect's Structural Engineer Should Be Consulted So That the Door Design is Correct for the Intended Use

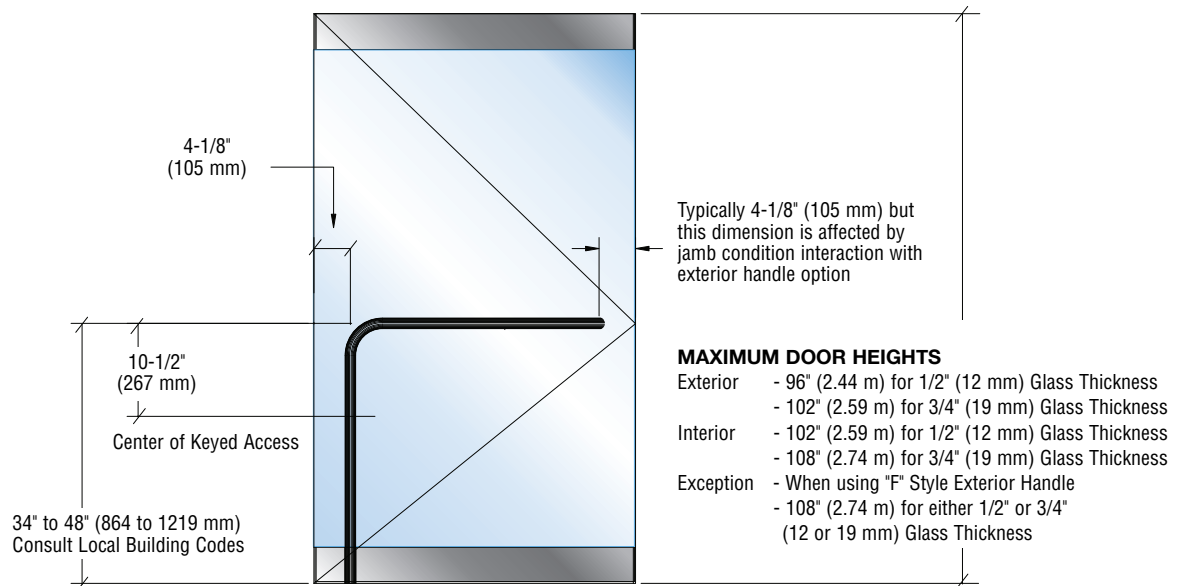
### CRL PA100 Series Panic Handles

#### • Top Latching



### CRL PA110 Series Panic Handles

#### • Bottom Latching



Contact CRL Technical Sales at (800) 421-6144 in the U.S., (877) 421-6144 from Canada, or (323) 588-1281 International, and ask for Ext. 7700.

You can also send e-mail from the [crlaurence.com](http://crlaurence.com) home page. Click on Contact Us, and then click on Technical Sales for Commercial Products.

**NOTE:** All Access Control Handles on this page function as health and safety tools, and may only be purchased through CRL Authorized Glass Temperers and Door Manufacturers.



## CRL PA100 Series Panic Handle Details



Glass Mount Detail at Latch



Rail Mount Detail at Latch



Keyed Access



Glass Mount Detail at Latch With Header and PK Strike



Rail Mount Detail at Latch with Header and ESK Strike



Retainer Plate

## CRL PA110 Series Panic Handle Details



Glass Mount Detail at Latch




Rail Mount Detail at Latch



Keyed Access



Glass Mount Detail at Latch With Floor Mount Ramp Strike



Rail Mount Detail at Latch With Threshold Ramp Strike



Retainer Plate

Contact CRL Technical Sales at (800) 421-6144 in the U.S., (877) 421-6144 from Canada, or (323) 588-1281 International, and ask for Ext. 7700. You can also send e-mail from the [crlaurence.com](http://crlaurence.com) home page. Click on Contact Us, and then click on Technical Sales for Commercial Products.

**NOTE:** All Access Control Handles on this page function as health and safety tools, and may only be purchased through CRL Authorized Glass Temperers and Door Manufacturers.



## Online Photo Gallery

When you visit the [crlaurence.com](http://crlaurence.com) home page you can click into photo galleries of finished projects. It's a great way to show your customers what can be accomplished when they specify CRL Architectural Hardware Products.

## CRL DB100 and DB110 Series Deadbolt Handles

- UL Classified
- For 1/2" or 3/4" (12 or 19 mm) Tempered Glass Doors
- Wide Selection of Exterior Fixed Handles



- Available in Polished and Brushed Stainless, Satin and Polished Brass, and Oil Rubbed Bronze
- Custom Finishes Available By Special Order
- Custom Sizes Ship Within One to Two Weeks

CRL manufactures a complete line of Deadbolt Handles designed to complement our popular line of Panic Handles. They offer easily accessible locking hardware for 'all-glass' doors in an elegant tubular device, while maximizing your viewing area. Our Deadbolt Handles add a contemporary look to any 1/2" or 3/4" (12 or 19 mm) tempered glass door.

Like our PA100 Series Panics, our DB100 Series Deadbolt Handles provide a solution to the strict Americans with Disabilities Act (A.D.A.) Codes that confront every manufacturer and installer of 'all-glass' doors.

The interior portion of the device is a slender 1-1/4" (32 mm) tube stretching across the door and then gently turning upwards to the top of the door. This eliminates any interference in the lower half of the door, which must remain clear of obstructions to pass A.D.A. demands.

The locking hardware is completely concealed within the tube. The top deadbolt retracts with just a simple turn of a key or thumbturn conveniently located just above the horizontal portion of the Handle. To complement the sleek interior look, we offer a variety of exterior pull handles that can be as simple as a horizontal handle (Model DB100A) or one that mirrors the interior device (Model DB100D).

All DB100 Series Deadbolt Handles can be used in conjunction with an Electric Strike, allowing for remote keyless entry. For your convenience, Custom Headers are available with all strike hardware installed.

Where A.D.A. Codes are not a concern, we offer our DB110 Series Deadbolt Handles. These Deadbolts are of the same sleek design as the DB100 Series, except they stretch across the door and then bend downward to the bottom of the door, latching at the floor or threshold.

They operate just like the DB100 Series Deadbolts. Strikes are available for either threshold or no threshold applications, providing secure, accurate engagement of the deadbolt with every closing.

All of our DB100 and DB110 Deadbolt Handles go through rigorous testing before they leave our manufacturing facility, ensuring that a high quality, dependable Deadbolt Handle is installed every time. Most importantly, they are all UL Classified to ANSI A156.16-1997 Standard.

For more information on DB100 and DB110 Series Deadbolt Handles, see pages Z475 through Z480, contact CRL Technical Sales, or visit our web site at [crlaurence.com](http://crlaurence.com).

- Models for Aluminum or Wood Doors Available on Special Order

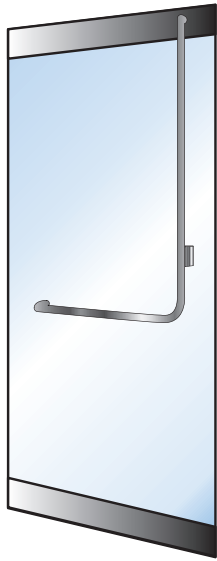


Contact CRL Technical Sales at (800) 421-6144 in the U.S., (877) 421-6144 from Canada, or (323) 588-1281 International, and ask for Ext. 7700. You can also send e-mail from the [crlaurence.com](http://crlaurence.com) home page. Click on Contact Us, and then click on Technical Sales for Commercial Products.

**NOTE:** All Access Control Handles on this page function as health and safety tools, and may only be purchased through CRL Authorized Glass Temperers and Door Manufacturers.



## Standard Interior Configurations for CRL Deadbolt Handles



**DB100 Series**

Comes standard with Keyed Access on both sides of door




**DB110 Series**



**NOTE:** All Exterior Fixed Handles below can be used in combination with any Deadbolt Handle.

Contact CRL Technical Sales at (800) 421-6144 in the U.S., (877) 421-6144 from Canada, or (323) 588-1281 International, and ask for Ext. 7700. You can also send e-mail from the [crlaurence.com](http://crlaurence.com) home page. Click on Contact Us, and then click on Technical Sales for Commercial Products.

## Exterior Handle Combinations for Doors with CRL Deadbolt Handles



Handle A



Handle D




Handle B



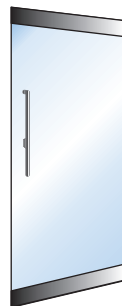
Handle C



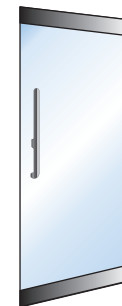
Handle E



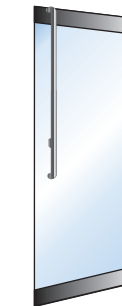
Handle F



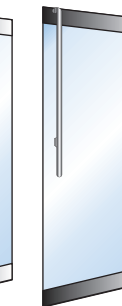
Handle G




Handle H




Handle J




Handle J-S



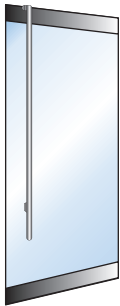
Handle K




Handle K-S



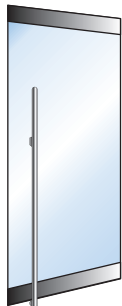
Handle L




Handle L-S




Handle M



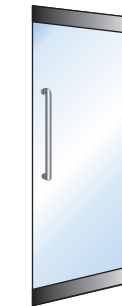
Handle M-S



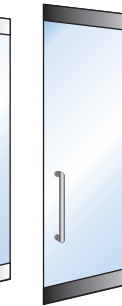
Handle N



Handle P



Handle X



Handle Y

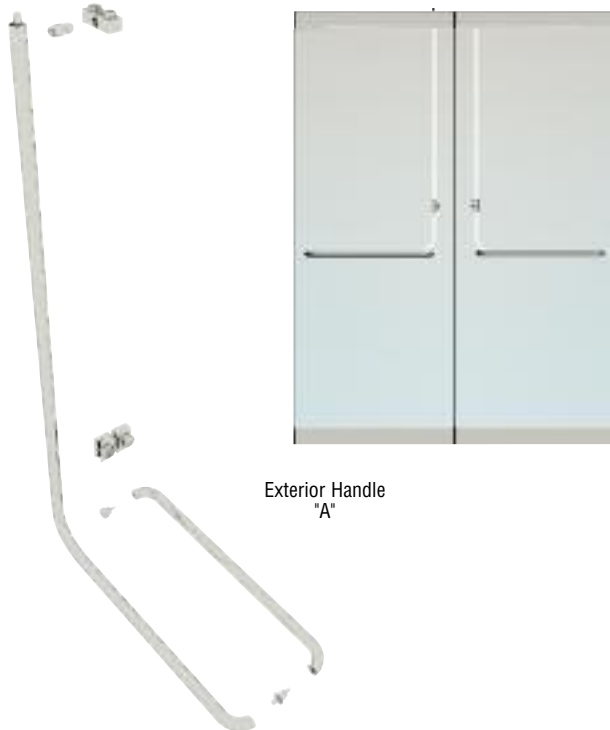
**NOTE:** All Access Control Handles on this page function as health and safety tools, and may only be purchased through CRL Authorized Glass Temperers and Door Manufacturers.

## CRL DB100 Series Deadbolt Handles

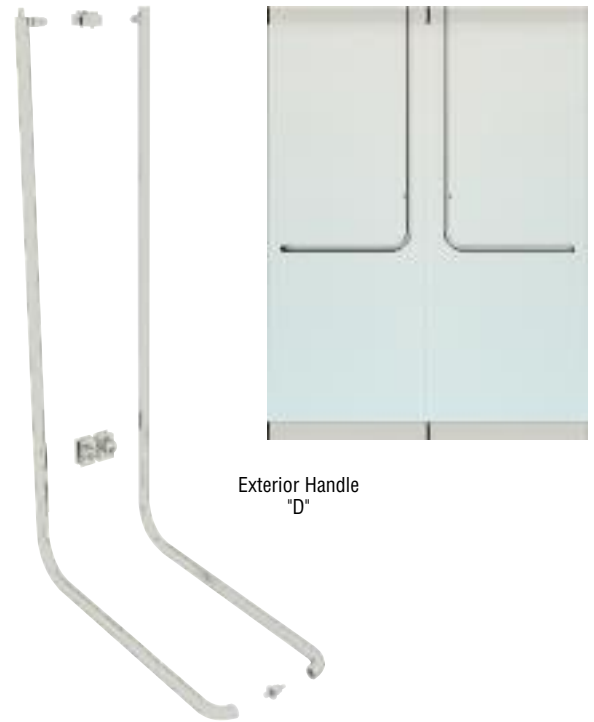
- UL Classified
- For 1/2" or 3/4" (12 or 19 mm) Tempered Glass Doors
- Wide Selection of Exterior Fixed Handles
- Models for Aluminum or Wood Doors Available on Special Order
- Available in Polished and Brushed Stainless, Satin and Polished Brass, and Oil Rubbed Bronze
- Custom Finishes Available By Special Order
- Can Be Used With Electric Strikes

### CRL DB100A Deadbolt Handles

### CRL DB100D Deadbolt Handles



Exterior Handle "A"



Exterior Handle "D"



#### ORDERING OPTIONS

When ordering DB100 Series Deadbolts you must specify:

- DB100 (interior mechanism as shown above)
- Exterior Handle Option (A and D shown above, see page Z475 for a complete listing of Optional Exterior Handles)
- Handing (as viewed from the exterior side of the door)
- Rail or Glass Mount
- Glass Thickness
- Keyed In and Out or Keyed Out / Thumbturn In
- Single or Double Door Stop Strike (for single acting doors only)
- With or Without Electric Strike Prep
- Finish

**NOTE:** Strikes must be ordered separately.

#### MAXIMUM DOOR HEIGHTS

- |           |   |
|-----------|---|
| Exterior  | - 96" (2.44 m) for 1/2" (12 mm) Glass Thickness                       |
|           | - 102" (2.59 m) for 3/4" (19 mm) Glass Thickness                      |
| Interior  | - 102" (2.59 m) for 1/2" (12 mm) Glass Thickness                      |
|           | - 108" (2.74 m) for 3/4" (19 mm) Glass Thickness                      |
| Exception | - When using "F" Style Exterior Handle                                |
|           | - 108" (2.74 m) for either 1/2" or 3/4" (12 or 19 mm) Glass Thickness |

See page Z479 for Deadbolt Size limitations.

See page Z480 for Deadbolt Handle details.

#### SPECIFICATIONS:

##### Material:

1-1/4" (32 mm) Diameter Brass or Stainless Steel Tubing (1.5 mm thick)

##### Glass Thicknesses:

1/2" (12 mm) or 3/4" (19 mm)

##### Glass Fabrication:

Please contact CRL Technical Sales

##### Certification:

UL Classified  
ANSI A156.16-1997

Contact CRL Technical Sales at (800) 421-6144 in the U.S., (877) 421-6144 from Canada, or (323) 588-1281 International, and ask for Ext. 7700.

You can also send e-mail from the [crlaurence.com](http://crlaurence.com) home page. Click on Contact Us, and then click on Technical Sales for Commercial Products.

**NOTE:** All Access Control Handles on this page function as health and safety tools, and may only be purchased through CRL Authorized Glass Temperers and Door Manufacturers.



## CRL DB110 and DB170 Series Deadbolt Handles

- UL Classified
- For 1/2" or 3/4" (12 or 19 mm) Tempered Glass Doors
- Wide Selection of Exterior Fixed Handles
- Models for Aluminum or Wood Doors Available on Special Order




- Available in Polished and Brushed Stainless, Satin and Polished Brass, and Oil Rubbed Bronze
- Custom Finishes Available By Special Order
- Custom Sizes Ship Within One to Two Weeks

### CRL DB110A Deadbolt Handles



Exterior Handle "A"



#### ORDERING OPTIONS

When ordering DB110 Series Deadbolts you must specify:

- DB110 (interior mechanism as shown above)
- Exterior Handle Option (see page Z475 for a complete listing of Optional Exterior Handles)
- Handing (as viewed from the exterior side of the door)
- Rail or Glass Mount
- Glass Thickness
- Keyed In and Out or Keyed Out / Thumbturn In
- Finish

**NOTE:** Strikes must be ordered separately.

### CRL DB170J-S Deadbolt Handles



Exterior Handle "J-S"

#### ORDERING OPTIONS

When ordering DB170 Series Deadbolts you must specify:

- DB170 (interior mechanism as shown above)
- Exterior Handle Option (J-S shown above, see page Z475 for a complete listing of Optional Exterior Handles)
- Handing (as viewed from the exterior side of the door)
- Rail or Glass Mount
- Glass Thickness
- Keyed In and Out or Keyed Out / Thumbturn In
- Finish

**NOTE:** Strikes must be ordered separately.

#### MAXIMUM DOOR HEIGHTS

- Exterior - 96" (2.44 m) for 1/2" (12 mm) Glass Thickness
- 102" (2.59 m) for 3/4" (19 mm) Glass Thickness
- Interior - 102" (2.59 m) for 1/2" (12 mm) Glass Thickness
- 108" (2.74 m) for 3/4" (19 mm) Glass Thickness
- Exception - When using "F" Style Exterior Handle
- 108" (2.74 m) for either 1/2" or 3/4" (12 or 19 mm) Glass Thickness

See page Z479 for Deadbolt Size limitations.

See Page Z480 for Deadbolt Handle details.

#### SPECIFICATIONS:

##### Material:

1-1/4" (32 mm) Diameter Brass or Stainless Steel Tubing (1.5 mm thick)

##### Glass Thicknesses:

1/2" (12 mm) or 3/4" (19 mm)

##### Glass Fabrication:

Please contact CRL Technical Sales

##### Certification:

UL Classified  
ANSI A156.16-1997



Contact CRL Technical Sales at (800) 421-6144 in the U.S., (877) 421-6144 from Canada, or (323) 588-1281 International, and ask for Ext. 7700.

You can also send e-mail from the [crlaurence.com](http://crlaurence.com) home page. Click on Contact Us, and then click on Technical Sales for Commercial Products.


**NOTE:** All Access Control Handles on this page function as health and safety tools, and may only be purchased through CRL Authorized Glass Temperers and Door Manufacturers.

## CRL DB130 and DB140 Series Deadbolt Handles

- UL Classified
- For 1/2" or 3/4" (12 or 19 mm) Tempered Glass Doors
- Wide Selection of Exterior Fixed Handles
- Models for Aluminum or Wood Doors Available on Special Order
- Available in Polished and Brushed Stainless, Satin and Polished Brass, and Oil Rubbed Bronze
- Custom Finishes Available By Special Order
- DB130 Series Can Be Used With an Electric Strike

### CRL DB130F, DB131F, and DB132F Deadbolt Handles

### CRL DB140K-S Deadbolt Handles



**NOTE:** DB130 Deadbolt Handles lock at the head only; DB131 Deadbolt Handles lock at the sill only; DB132 Deadbolt Handles lock at both the head and sill for a more secure installation.



#### ORDERING OPTIONS

When ordering DB130 or DB140 Series Deadbolts you must specify:

- DB130, DB131, DB132 or DB140 (interior mechanism as shown above)
- Exterior Handle Option (F and K-S shown above, see page Z475 for a complete listing of Optional Exterior Handles)
- Handing (as viewed from the exterior side of the door)
- Rail or Glass Mount
- Glass Thickness
- Keyed In and Out or Keyed Out / Thumbturn In
- Single or Double Door Stop Strike (for DB132 Single Acting Doors Only)
- With or Without Electric Strike Prep (for DB130 Only)
- Finish

**NOTE:** Strikes must be ordered separately.

Contact CRL Technical Sales at (800) 421-6144 in the U.S., (877) 421-6144 from Canada, or (323) 588-1281 International, and ask for Ext. 7700.

You can also send e-mail from the [crlaurence.com](http://crlaurence.com) home page. Click on Contact Us, and then click on Technical Sales for Commercial Products.

**NOTE:** All Access Control Handles on this page function as health and safety tools, and may only be purchased through CRL Authorized Glass Temperers and Door Manufacturers.

#### MAXIMUM DOOR HEIGHTS

- |           |   |
|-----------|---|
| Exterior  | - 96" (2.44 m) for 1/2" (12 mm) Glass Thickness                       |
|           | - 102" (2.59 m) for 3/4" (19 mm) Glass Thickness                      |
| Interior  | - 102" (2.59 m) for 1/2" (12 mm) Glass Thickness                      |
|           | - 108" (2.74 m) for 3/4" (19 mm) Glass Thickness                      |
| Exception | - When using "F" Style Exterior Handle                                |
|           | - 108" (2.74 m) for either 1/2" or 3/4" (12 or 19 mm) Glass Thickness |

See page Z479 for Deadbolt Size limitations.

See page Z480 for Deadbolt Handle details.

#### SPECIFICATIONS:

##### Material:

1-1/4" (32 mm) Diameter Brass or Stainless Steel Tubing (1.5 mm thick)

##### Glass Thicknesses:

1/2" (12 mm) or 3/4" (19 mm)

##### Glass Fabrication:

Please contact CRL Technical Sales

##### Certification:

UL Classified

ANSI A156.16-1997



## CRL Deadbolt Handle Size Limitations

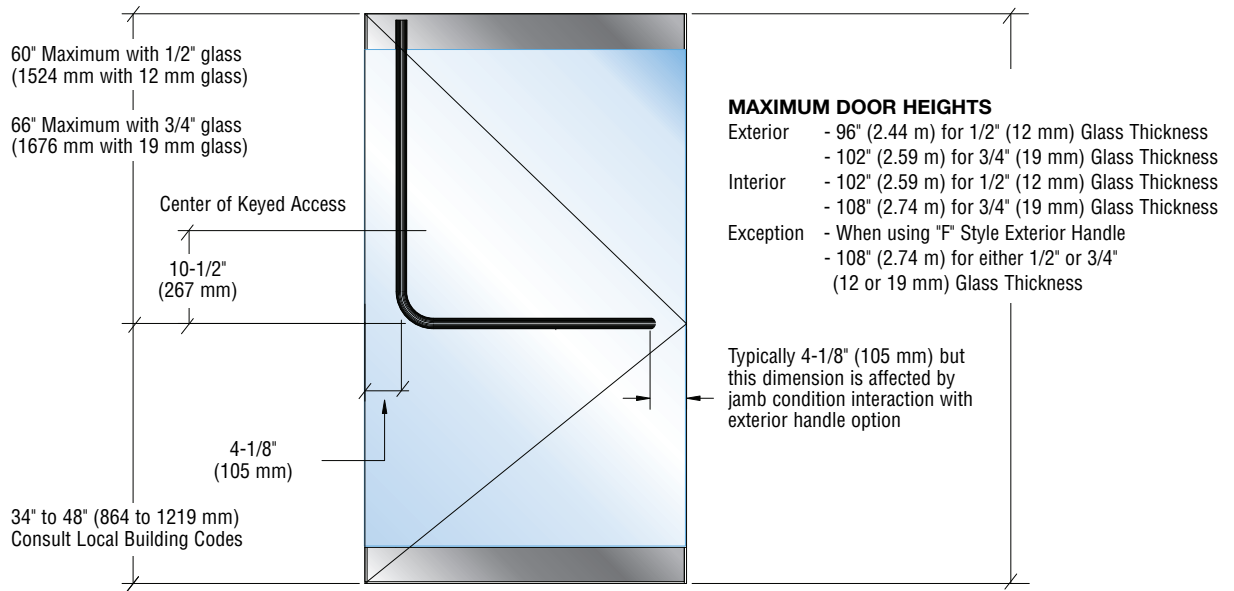
Increased Sizes Make Door Assemblies Heavier and More Flexible. Therefore, the Following Should Be Considered:

- Wind Load, Stack Pressure, and Ventilation Loads
- Mounting Conditions of Doors to Building Structure
- Deadbolt Locks, Panic Devices, or Other Hardware
- Overhead or Floor Closer Characteristics
- Heavy Usage and Frequency of Operation
- Comfortable Feel and Ease of Door Operation

The Architect's Structural Engineer Should Be Consulted So That the Door Design is Correct for the Intended Use

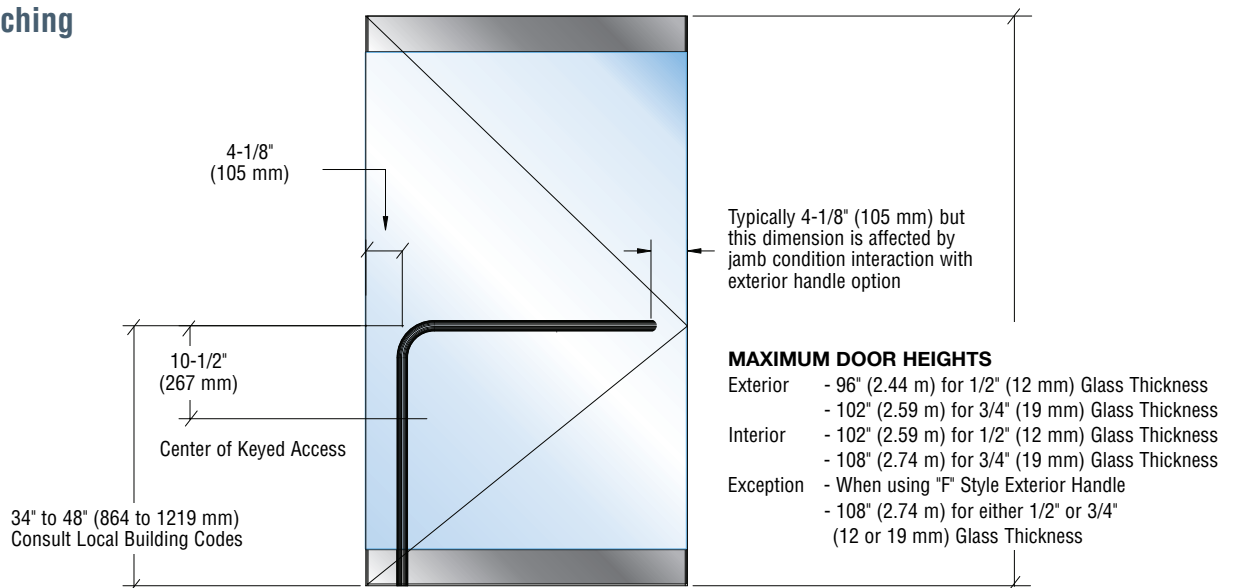
## CRL DB100 Series Deadbolt Handles

### • Top Latching



## CRL DB110 Series Deadbolt Handles

### • Bottom Latching



Contact CRL Technical Sales at (800) 421-6144 in the U.S., (877) 421-6144 from Canada, or (323) 588-1281 International, and ask for Ext. 7700.

You can also send e-mail from the [crlaurence.com](http://crlaurence.com) home page. Click on Contact Us, and then click on Technical Sales for Commercial Products.

**NOTE:** All Access Control Handles on this page function as health and safety tools, and may only be purchased through CRL Authorized Glass Temperers and Door Manufacturers.





## CRL DB100 Series Deadbolt Handle Details



Glass Mount Detail at Latch



Rail Mount Detail at Latch



Keyed Access – Cylinder Out / Thumbturn In



Glass Mount Detail at Latch With Header and Hole for Latch



Rail Mount Detail at Latch With Header and PK Strike



Glass Mount Detail at Latch With Header and ESK Strike

## CRL DB110 Series Deadbolt Handle Details



Glass Mount Detail at Latch



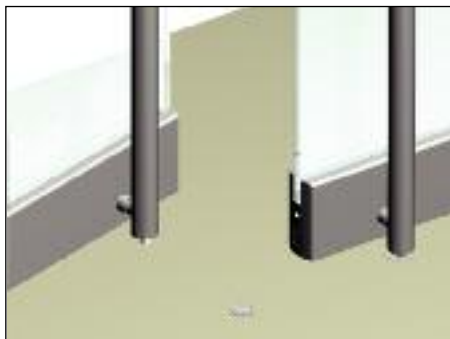
Rail Mount Detail at Latch



Keyed Access – Cylinder Out / Cylinder In



Glass Mount Detail at Latch With Threshold Prepped for Latch



Rail Mount Detail at Latch at Floor With AMR209PS Dustproof Keeper



Glass Mount Detail at Latch at Floor With 777SP Flat Strike

Contact CRL Technical Sales at (800) 421-6144 in the U.S., (877) 421-6144 from Canada, or (323) 588-1281 International, and ask for Ext. 7700. You can also send e-mail from the [crlaurence.com](http://crlaurence.com) home page. Click on Contact Us, and then click on Technical Sales for Commercial Products.

**NOTE:** All Access Control Handles on this page function as health and safety tools, and may only be purchased through CRL Authorized Glass Temperers and Door Manufacturers.

## CRL Dummy Handles

- Custom Fabricated to Match All CRL Panic, Deadbolt or Electronic Egress Control Handle and Exterior Handle Combinations
- For 1/2" or 3/4" (12 or 19 mm) Tempered Glass Doors in Interior and Exterior Applications
- Available in Polished and Brushed Stainless, Satin and Polished Brass, and Oil Rubbed Bronze
- Custom Finishes Available By Special Order
- Stock Finishes Available for Shipment Within Three to Five Business Days



When functionality is not required, our Dummy Handles can be made to match any of our Panic, Deadbolt or Electronic Egress Handles, giving you the same appearance throughout your project. C.R. Laurence's experienced Manufacturing Division can also create custom Dummy Handles to meet design demands.

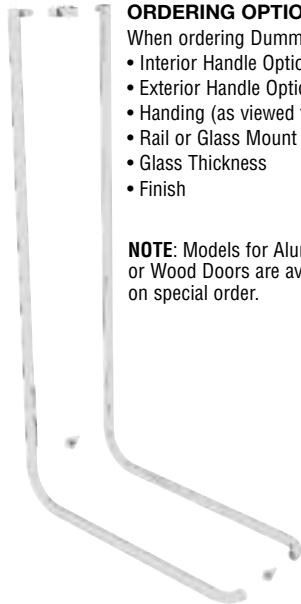
Our Technical Sales Professionals will discuss with you how best to fill your needs. Contact CRL Technical Sales at (800) 421-6144 in the U.S., (877) 421-6144 from Canada, or (323) 588-1281 International, and ask for Ext. 7700. You can also send e-mail from the [crlaurence.com](http://crlaurence.com) home page. Click on Contact Us, and then click on Technical Sales for Commercial Products.

### ORDERING OPTIONS

When ordering Dummy Handles you must specify:

- Interior Handle Option (see page Z467)
- Exterior Handle Option (see page Z467)
- Handing (as viewed from the exterior side of the door)
- Rail or Glass Mount
- Glass Thickness
- Finish

**NOTE:** Models for Aluminum or Wood Doors are available on special order.



**NOTE:** All Access Control Handles on this page function as health and safety tools, and may only be purchased through CRL Authorized Glass Temperers and Door Manufacturers.



## Technical Assistance

CRL Technical Sales can be reached Monday through Friday from 6:00 am to 5:00 pm Pacific Time. Phone toll free (800) 421-6144 from anywhere in the U.S., (877) 421-6144 from anywhere in Canada, or (323) 588-1281 International, and ask for Ext. 7700.

You can also send e-mail requests for quotes or product information from the [crlaurence.com](http://crlaurence.com) home page. Click on Contact Us, and then click on Technical Sales for Commercial Products.

## CRL EG100 and EG110 Series Electronic Egress Control Handles

- UL and ULC Recognized Component
- For 1/2" or 3/4" (12 or 19 mm) Tempered Glass Doors
- Available in Polished and Brushed Stainless, Satin and Polished Brass, and Oil Rubbed Bronze
- Custom Finishes Available By Special Order
- Wide Selection of Exterior Fixed Handles
- Custom Sizes Ship Within One to Two Weeks
- Models for Aluminum or Wood Doors Available on Special Order



CRL EG100 Series Electronic Egress Control Handles are an economical method to control access into, and safe exit from, areas that call for security and still maintain the beauty and view of an 'all-glass' door. These elegant tubular devices give you maximum viewing area and a contemporary look when used on 1/2" or 3/4" (12 or 19 mm) tempered glass doors.

Like our Panic and Deadbolt Handle Line, these Handles also meet the rigid requirements imposed by the A.D.A. Codes on every manufacturer and installer of 'all-glass' doors.

The interior portion of the device is a slender 1-1/4" (32 mm) tube stretching across the door and then gently turning upwards to the top of the door. This eliminates any interference in the lower half of the door, which must remain clear of obstructions to pass A.D.A. demands.

An Electronic Switch is completely concealed within the tube and releases a Magnetic Lock at the top or bottom of the door when gently pushed. To complement the sleek interior look, we offer a variety of exterior pull handles that can be as simple as a horizontal handle (Model EG100A) to one that mirrors the interior device (Model EG100D).

A Magnetic Lock must be ordered separately. Please contact CRL Technical Sales. For your convenience, Custom Headers are available with all lock hardware installed.

If A.D.A. Codes are not a concern, we also have our EG110 Series Electronic Egress Control Handles. These Handles are of the same sleek design and operation as the EG100 Series, except they stretch across the door and then bend downward to the bottom of the door.

All of our EG100 and EG110 Electronic Egress Control Handles come equipped with surge suppression ZNR that is compatible with most Shear Locks. However, we suggest that the lock manufacturer be contacted to ensure compatibility with this feature.

All CRL Electronic Egress Control Handles go through rigorous testing before they leave our manufacturing facility, ensuring that a high quality, dependable product is installed every time. Most importantly, they are all UL and ULC Recognized Components, tested to NFPA Life and Safety Code Standards.

For more information on EG100 and EG110 Series Electronic Access Control Handles, see pages Z483 to Z488, contact CRL Technical Sales, or visit our web site at [crlaurence.com](http://crlaurence.com).



CALIFORNIA DEPARTMENT OF FORESTRY & FIRE PROTECTION  
OFFICE OF THE STATE FIRE MARSHALL  
FIRE ENGINEERING - BUILDING MATERIALS LISTING PROGRAM  
Listing No. 3774-1603:100  
U.S. Patent No. 7,347,461




Contact CRL Technical Sales at (800) 421-6144 in the U.S., (877) 421-6144 from Canada, or (323) 588-1281 International, and ask for Ext. 7700.

You can also send e-mail from the [crlaurence.com](http://crlaurence.com) home page. Click on Contact Us, and then click on Technical Sales for Commercial Products.


**NOTE:** All Access Control Handles on this page function as health and safety tools, and may only be purchased through CRL Authorized Glass Temperers and Door Manufacturers.



## Standard Interior Configurations for CRL Electronic Egress Control Handles



EG100 Series



EG110 Series



U.S. Patent No. 7,347,461




Available with or without Keyed Access Device

## Exterior Handle Combinations for Doors with CRL Electronic Egress Control Handles

**NOTE:** All Exterior Fixed Handles below can be used in combination with any Electronic Egress Control Handle.


Contact CRL Technical Sales at (800) 421-6144 in the U.S., (877) 421-6144 from Canada, or (323) 588-1281 International, and ask for Ext. 7700. You can also send e-mail from the [crlaurence.com](http://crlaurence.com) home page. Click on Contact Us, and then click on Technical Sales for Commercial Products.



Handle A



Handle D




Handle B




Handle C



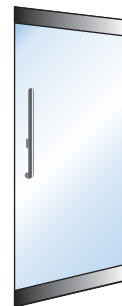
Handle E



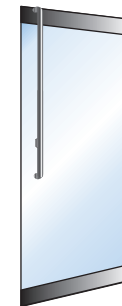
Handle F



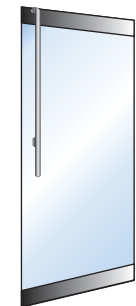
Handle G




Handle H




Handle J



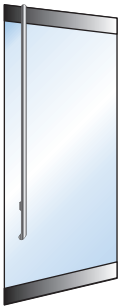
Handle J-S



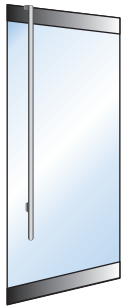
Handle K



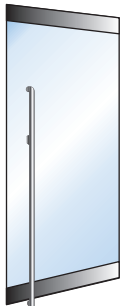
Handle K-S



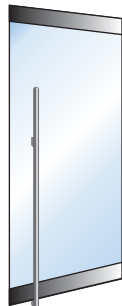
Handle L



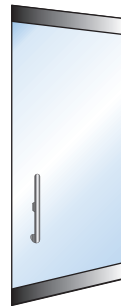
Handle L-S




Handle M



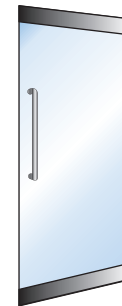
Handle M-S



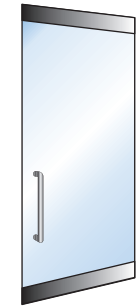
Handle N



Handle P



Handle X



Handle Y

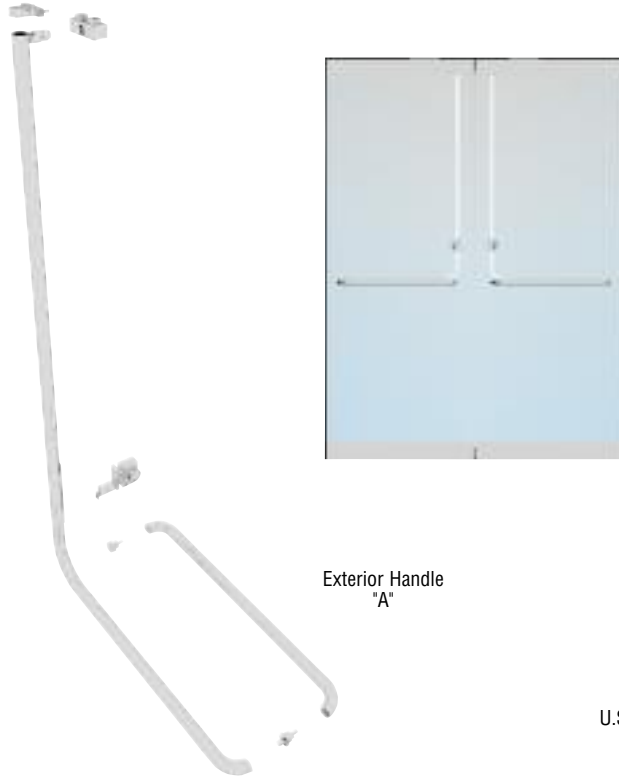
**NOTE:** All Access Control Handles on this page function as health and safety tools, and may only be purchased through CRL Authorized Glass Tempered and Door Manufacturers.

## CRL EG100 Series Egress Control Handles

- UL and ULC Recognized Component
- For 1/2" or 3/4" (12 or 19 mm) Tempered Glass Doors
- Wide Selection of Exterior Fixed Handles
- Available in Polished and Brushed Stainless, Satin and Polished Brass, and Oil Rubbed Bronze
- Custom Finishes Available By Special Order
- Models for Aluminum or Wood Doors Available on Special Order

### CRL EG100A Egress Control Handles

### CRL EG100D Egress Control Handles



U.S. Patent No. 7,347,461



CALIFORNIA DEPARTMENT OF FORESTRY & FIRE PROTECTION  
OFFICE OF THE STATE FIRE MARSHALL  
FIRE ENGINEERING - BUILDING MATERIALS LISTING PROGRAM  
Listing No. 3774-1603:100

#### ORDERING OPTIONS

When ordering EG100 Series Electronic Egress Control Handles you must specify:

- EG100 (interior mechanism as shown above)
- Exterior Handle Option (A and D shown above, see page Z483 for a complete listing of Optional Exterior Handles)
- Handing (as viewed from the exterior side of the door)
- Rail or Glass Mount
- Glass Thickness
- With or Without Keyed Access Device
- Finish

**NOTE:** Magnetic Locks must be ordered separately. Please contact CRL Technical Sales.

#### MAXIMUM DOOR HEIGHTS

- |           |   |
|-----------|---|
| Exterior  | - 96" (2.44 m) for 1/2" (12 mm) Glass Thickness                       |
|           | - 102" (2.59 m) for 3/4" (19 mm) Glass Thickness                      |
| Interior  | - 102" (2.59 m) for 1/2" (12 mm) Glass Thickness                      |
|           | - 108" (2.74 m) for 3/4" (19 mm) Glass Thickness                      |
| Exception | - When using "F" Style Exterior Handle                                |
|           | - 108" (2.74 m) for either 1/2" or 3/4" (12 or 19 mm) Glass Thickness |

See page Z487 for Egress Handle Size limitations.

See page Z488 for Egress Handle details.

#### SPECIFICATIONS:

- Material:**  
1-1/4" (32 mm) Diameter Brass or Stainless Steel Tubing (1.5 mm thick)
- Glass Thicknesses:**  
1/2" (12 mm) or 3/4" (19 mm)
- Glass Fabrication:**  
Please contact CRL Technical Sales
- Certification:**  
UL294-2001 UL Recognized Component  
ULC-S533-2002 ULC Recognized Component  
NFPA 101-2002 Life and Safety Code

Contact CRL Technical Sales at (800) 421-6144 in the U.S., (877) 421-6144 from Canada, or (323) 588-1281 International, and ask for Ext. 7700.

You can also send e-mail from the [crlaurence.com](http://crlaurence.com) home page. Click on Contact Us, and then click on Technical Sales for Commercial Products.

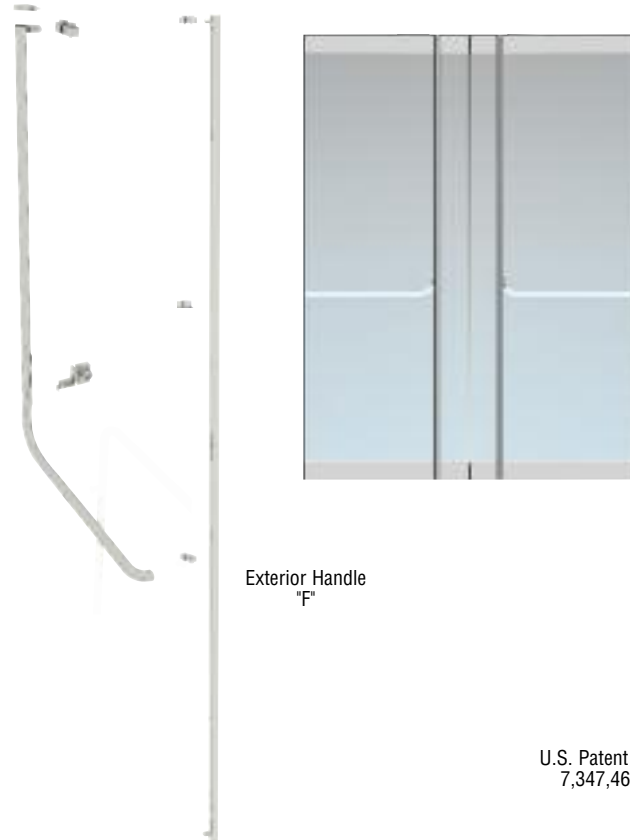
**NOTE:** All Access Control Handles on this page function as health and safety tools, and may only be purchased through CRL Authorized Glass Temperers and Door Manufacturers.




## CRL EG100 Series Egress Control Handles

- UL and ULC Recognized Component
- For 1/2" or 3/4" (12 or 19 mm) Tempered Glass Doors
- Wide Selection of Exterior Fixed Handles
- Available in Polished and Brushed Stainless, Satin and Polished Brass, and Oil Rubbed Bronze
- Custom Finishes Available By Special Order
- Models for Aluminum or Wood Doors Available on Special Order

### CRL EG100F Egress Control Handles



### CRL EG100J Egress Control Handles



CALIFORNIA DEPARTMENT OF FORESTRY & FIRE PROTECTION  
OFFICE OF THE STATE FIRE MARSHALL  
FIRE ENGINEERING - BUILDING MATERIALS LISTING PROGRAM  
Listing No. 3774-1603:100

#### ORDERING OPTIONS

When ordering EG100 Series Electronic Egress Control Handles you must specify:

- EG100 (interior mechanism as shown above)
- Exterior Handle Option (F and J shown above, see page Z483 for a complete listing of Optional Exterior Handles)
- Handing (as viewed from the exterior side of the door)
- Rail or Glass Mount
- Glass Thickness
- With or Without Keyed Access Device
- Finish

**NOTE:** Magnetic Locks must be ordered separately. Please Contact CRL Technical Sales.

#### MAXIMUM DOOR HEIGHTS

- |           |   |
|-----------|---|
| Exterior  | - 96" (2.44 m) for 1/2" (12 mm) Glass Thickness                       |
|           | - 102" (2.59 m) for 3/4" (19 mm) Glass Thickness                      |
| Interior  | - 102" (2.59 m) for 1/2" (12 mm) Glass Thickness                      |
|           | - 108" (2.74 m) for 3/4" (19 mm) Glass Thickness                      |
| Exception | - When using "F" Style Exterior Handle                                |
|           | - 108" (2.74 m) for either 1/2" or 3/4" (12 or 19 mm) Glass Thickness |

See page Z487 for Egress Handle Size limitations.

See page Z488 for Egress Handle details.

#### SPECIFICATIONS:

##### Material:

1-1/4" (32 mm) Diameter Brass or Stainless Steel Tubing (1.5 mm thick)

##### Glass Thicknesses:

1/2" (12 mm) or 3/4" (19 mm)

##### Glass Fabrication:

Please contact CRL Technical Sales

##### Certification:

UL294-2001 UL Recognized Component  
ULC-S533-2002 ULC Recognized Component  
NFPA 101-2002 Life and Safety Code

Contact CRL Technical Sales at (800) 421-6144 in the U.S., (877) 421-6144 from Canada, or (323) 588-1281 International, and ask for Ext. 7700.

You can also send e-mail from the [crlaurence.com](http://crlaurence.com) home page. Click on Contact Us, and then click on Technical Sales for Commercial Products.

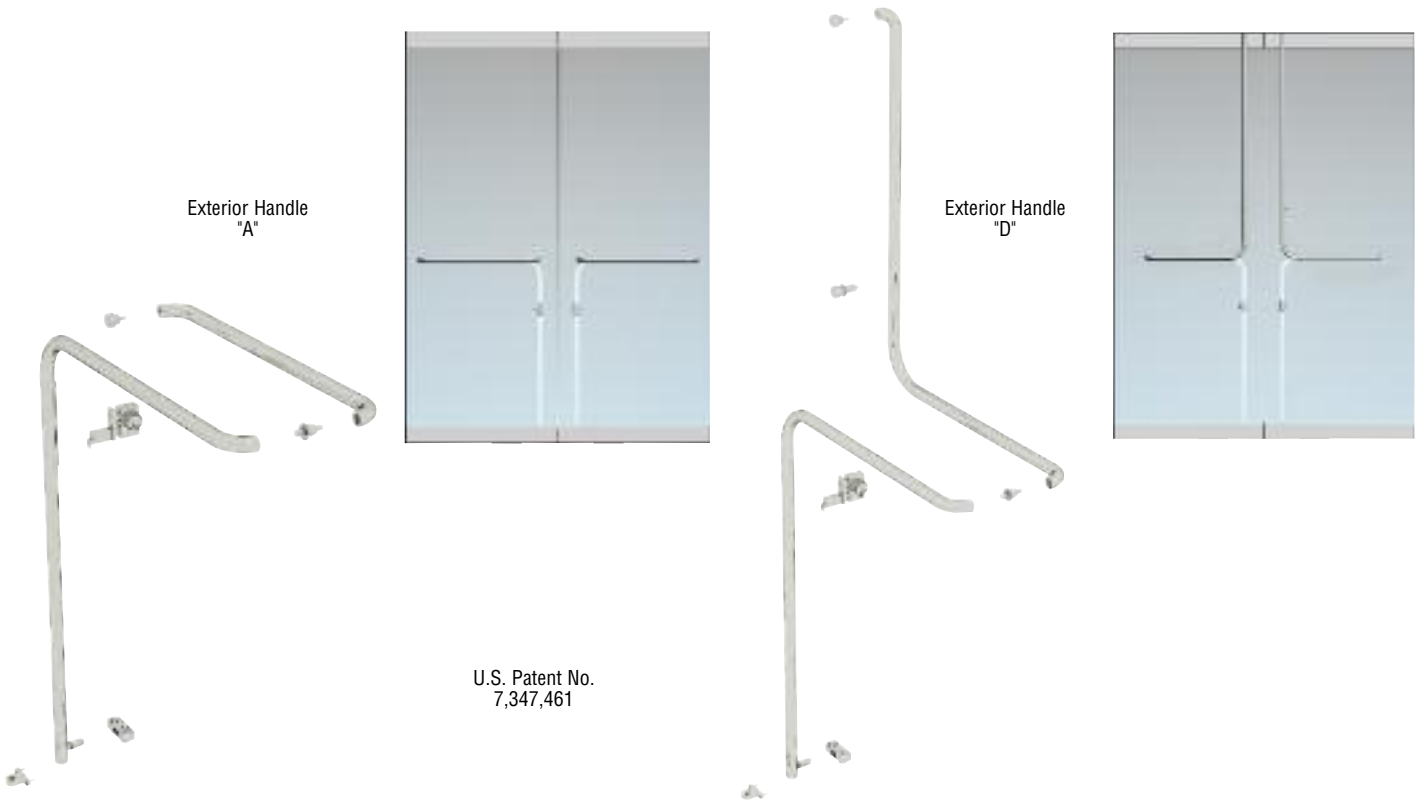
**NOTE:** All Access Control Handles on this page function as health and safety tools, and may only be purchased through CRL Authorized Glass Temperers and Door Manufacturers.

## CRL EG110 Series Egress Control Handles

- UL and ULC Recognized Component
- For 1/2" or 3/4" (12 or 19 mm) Tempered Glass Doors
- Wide Selection of Exterior Fixed Handles
- Available in Polished and Brushed Stainless, Satin and Polished Brass, and Oil Rubbed Bronze
- Custom Finishes Available By Special Order
- Models for Aluminum or Wood Doors Available on Special Order

### CRL EG110A Egress Control Handles

### CRL EG110D Egress Control Handles



CALIFORNIA DEPARTMENT OF FORESTRY & FIRE PROTECTION  
OFFICE OF THE STATE FIRE MARSHALL  
FIRE ENGINEERING - BUILDING MATERIALS LISTING PROGRAM  
Listing No. 3774-1603:100

#### ORDERING OPTIONS

When ordering EG110 Series Electronic Egress Control Handles you must specify:

- EG110 (interior mechanism as shown above)
- Exterior Handle Option (A and D shown above, see page Z483 for a complete listing of Optional Exterior Handles)
- Handing (as viewed from the exterior side of the door)
- Rail or Glass Mount
- Glass Thickness
- With or Without Keyed Access Device
- Finish

**NOTE:** Magnetic Locks must be ordered separately. Please contact CRL Technical Sales.

#### MAXIMUM DOOR HEIGHTS

- |           |   |
|-----------|---|
| Exterior  | - 96" (2.44 m) for 1/2" (12 mm) Glass Thickness                       |
|           | - 102" (2.59 m) for 3/4" (19 mm) Glass Thickness                      |
| Interior  | - 102" (2.59 m) for 1/2" (12 mm) Glass Thickness                      |
|           | - 108" (2.74 m) for 3/4" (19 mm) Glass Thickness                      |
| Exception | - When using "F" Style Exterior Handle                                |
|           | - 108" (2.74 m) for either 1/2" or 3/4" (12 or 19 mm) Glass Thickness |
- See page Z487 for Egress Handle Size limitations.

See page Z488 for Egress Handle details.

#### SPECIFICATIONS:

##### Material:

1-1/4" (32 mm) Diameter Brass or Stainless Steel Tubing (1.5 mm thick)

##### Glass Thicknesses:

1/2" (12 mm) or 3/4" (19 mm)

##### Glass Fabrication:

Please contact CRL Technical Sales

##### Certification:

UL294-2001 UL Recognized Component  
ULC-S533-2002 ULC Recognized Component  
NFPA 101-2002 Life and Safety Code

Contact CRL Technical Sales at (800) 421-6144 in the U.S., (877) 421-6144 from Canada, or (323) 588-1281 International, and ask for Ext. 7700.

You can also send e-mail from the [crlaurence.com](http://crlaurence.com) home page. Click on Contact Us, and then click on Technical Sales for Commercial Products.

**NOTE:** All Access Control Handles on this page function as health and safety tools, and may only be purchased through CRL Authorized Glass Temperers and Door Manufacturers.



## CRL Electronic Egress Control Handle Size Limitations

Increased Sizes Make Door Assemblies Heavier and More Flexible. Therefore, the Following Should Be Considered:

U.S. Patent No.  
7,347,461



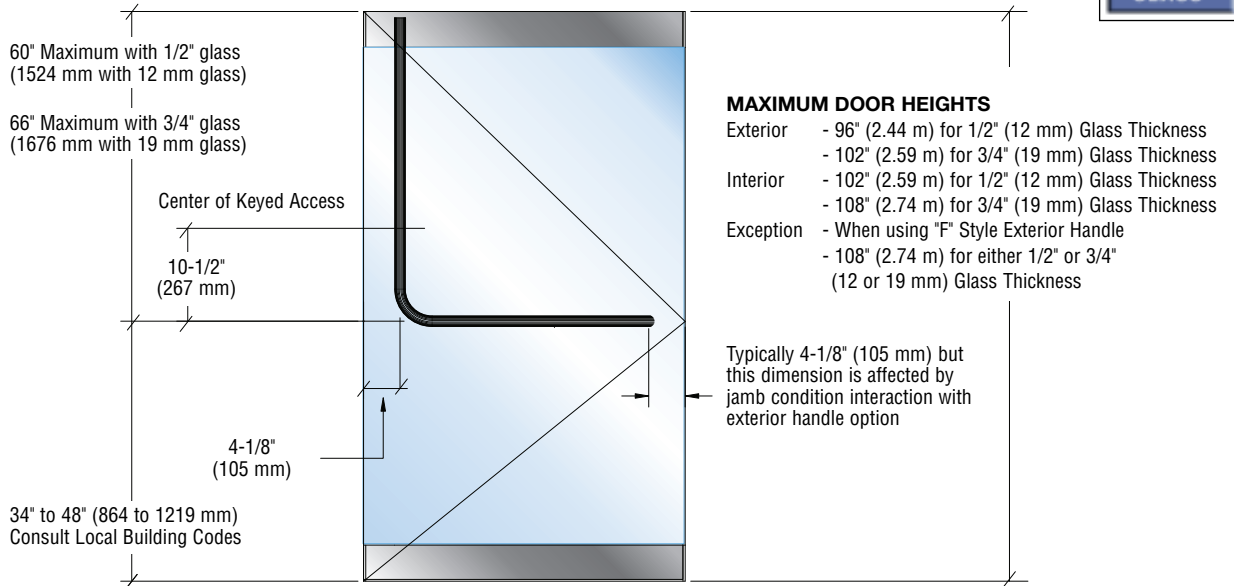
- Wind Load, Stack Pressure, and Ventilation Loads
- Mounting Conditions of Doors to Building Structure
- Deadbolt Locks, Panic Devices, or Other Hardware

- Overhead or Floor Closer Characteristics
- Heavy Usage and Frequency of Operation
- Comfortable Feel and Ease of Door Operation

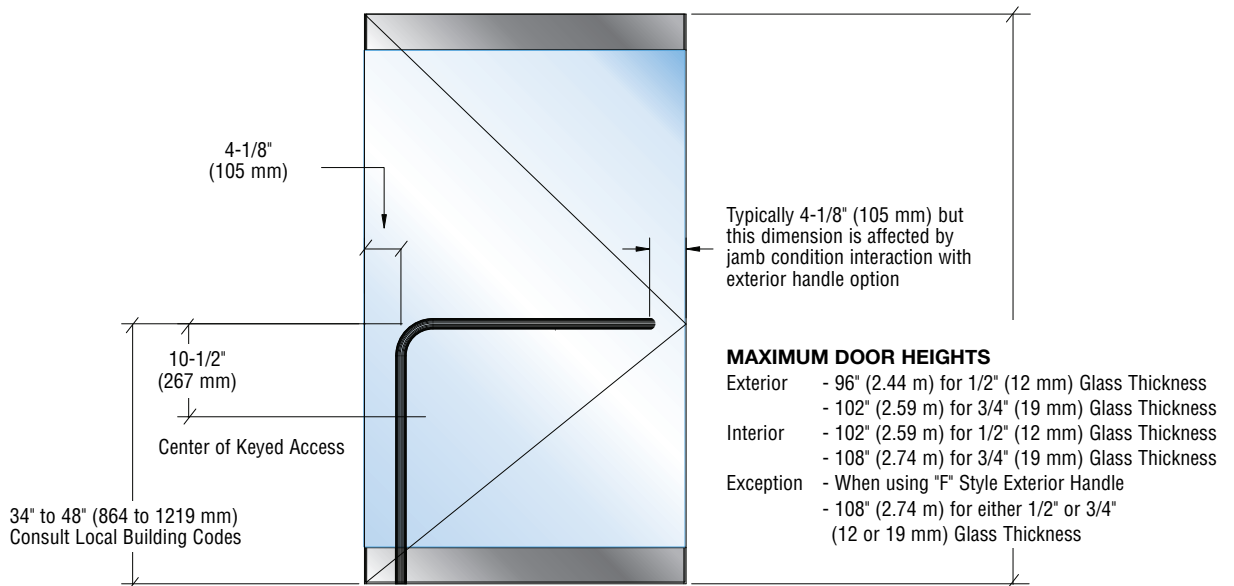


The Architect's Structural Engineer Should Be Consulted So That the Door Design is Correct for the Intended Use

### CRL EG100 Series Egress Control Handles



### CRL EG110 Series Egress Control Handles



Contact CRL Technical Sales at (800) 421-6144 in the U.S., (877) 421-6144 from Canada, or (323) 588-1281 International, and ask for Ext. 7700.

You can also send e-mail from the [crlaurence.com](http://crlaurence.com) home page. Click on Contact Us, and then click on Technical Sales for Commercial Products.

**NOTE:** All Access Control Handles on this page function as health and safety tools, and may only be purchased through CRL Authorized Glass Temperers and Door Manufacturers.





## CRL EG100 Series Electronic Egress Control Handle Details



Rail Mount Detail at Header and Wire Loop for EG100



Keyed Access

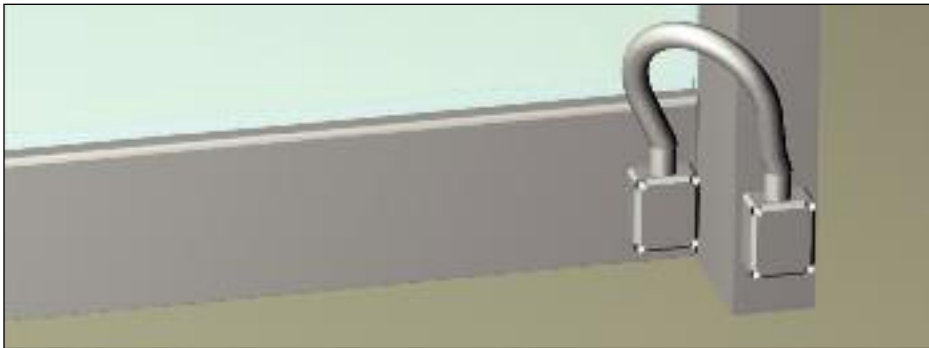


Rail Mount Detail at Top of EG100 With Header and Electromagnetic Shear Lock



Retainer Plate

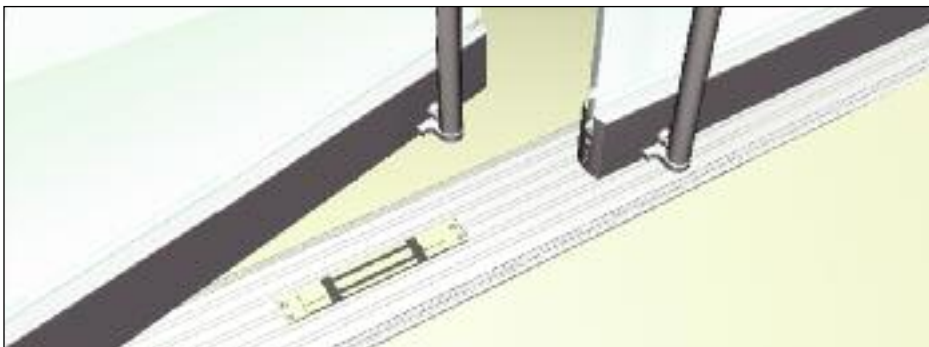
## CRL EG110 Series Electronic Egress Control Handle Details



Rail Mount Detail at Sill/Jamb and Wire Loop for EG110



Keyed Access



Rail Mount Detail at Bottom of EG110 With Threshold and Electromagnetic Shear Lock



Retainer Plate

Contact CRL Technical Sales at (800) 421-6144 in the U.S., (877) 421-6144 from Canada, or (323) 588-1281 International, and ask for Ext. 7700. You can also send e-mail from the [crlaurence.com](http://crlaurence.com) home page. Click on Contact Us, and then click on Technical Sales for Commercial Products.

**NOTE:** All Access Control Handles on this page function as health and safety tools, and may only be purchased through CRL Authorized Glass Temperers and Door Manufacturers.

## CRL Electric Strikes, Magnetic Locks, and Accessories

- Large Inventories, Ready to Ship
- Available in 12 or 24 Volt DC Models
- Work With CRL Access Control Systems
- Expert Technical Assistance Available

**CRL Standard Surface Mounted Single Electromagnetic Lock**



**CRL Headers Prepped for Door Closers and Locks**



**CRL Electric Strike**



**CRL Folger Adam® 310-1 Fail Safe and Non-Fail Safe Electric Strikes**



**CRL Standard Surface Mounted Double Electromagnetic Lock**



Visit [crlaurence.com](http://crlaurence.com) for detailed information on these and many other options for your Access Control needs.


**CRL Electric Solenoid Bolt Lock**




**CRL Locknetics® Surface Mounted Single Electromagnetic Lock**



**CRL Locknetics® Surface Mounted Double Electromagnetic Lock**



**CRL Locknetics® Electromagnetic Mortise Shear Lock**



**CRL Securitron® Electromagnetic Mortise Magnalock**



To contact CRL Technical Sales call (800) 421-6144 in the U.S., (877) 421-6144 from Canada, or (323) 588-1281 International. Ask for Ext. 7700. You can also send e-mail. From the home page of [crlaurence.com](http://crlaurence.com) click on Contact Us, and then click on Technical Sales for Commercial Products.