


Aluminium Railing & Windscreen Systems

Aluminium Railing System (ARS)
Aluminium Windscreen System (AWS)



Aluminium Railing System (ARS)





CRL's high quality commercial or residential Aluminium Railing Systems are manufactured from extruded aluminium frames utilising toughened glass or aluminium pickets.

Our railing systems provide superior colour retention, impact and weather resistance in any environment.

CRL[®]
crlaurence.co.uk

For more information call FREE on

00 800 0421 6144

e: railings_UK@crlaurence.co.uk f: 00 800 0262 3299



Aluminium Railing Systems

- 60.3mm square posts available
- Available from stock in black, white and silver.
- Custom finishes also available

Design Options

- Exterior and interior hand use
- Infill panel options: aluminium pickets, aluminium pattern panels, clear or coated structural glass, or stainless steel cable
- Custom gates
- ADA compliant grab rails
- Attractive low-voltage, post mounted lighting system for our railing systems. Using a safe, 12 volt power source, these lights provide a subtle glow that is sure to enhance any balcony environment. Contact CRL Technical Sales for further information.

Component Features and Benefits

- Innovative design details for standard or custom applications
- Extruded aluminium for durability, weather resistance, and low maintenance
- Heavy gauge materials and steel embeds for strength
- Uses 6 to 12mm toughened glass for safety and impact resistance
- 6mm and 10mm using gasket. 12mm using wet glaze



Colour Selection

- Tough, powder-coated or optional kynar paint colours for superior colour retention and weather resistance
- Special coating for resistance to salt water corrosion

Standard Colours

- In-house factory applied
- Baked on TGIC polyester powder coat paint system
- Excellent weather resistance and durability
- Meets AAMA 2603-98 specifications

Additional Colour Options

- A variety of textured and performance enhanced powder coat paint systems
- Custom colour matching
- All paint systems will be applied over state-of-the-art chromate pre-treatment

Stock and custom finishes are shown below with their colour codes. Add the chosen colour code to a Cat No to complete your product code.

Note: Colours shown are representative only, and may vary slightly from actual gloss, colour, and texture. If colour match is critical, please contact Technical Sales for additional information.


Stock Finishes



Sky White - Gloss
CODE W



Black - Matte
CODE BL




Silver - Metallic
CODE S


Custom finishes




Oyster White - Gloss
CODE OW




Bronze - Matte
CODE BRZ



Agate Grey - Gloss
CODE AGY



Beige Grey - Gloss
CODE BGY



Unfinished Chromate
CODE CRM

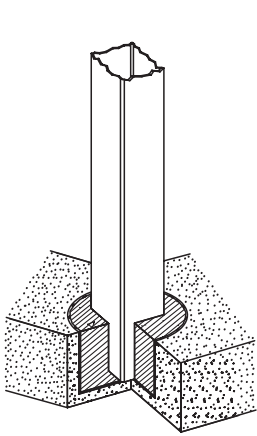
CRL ARS Aluminium Railing System Mounting Options

One benefit of the ARS System is that it attaches to just about any substrate with our standard Surface Mount Base Plates. However, you do have additional mounting options, as illustrated below.

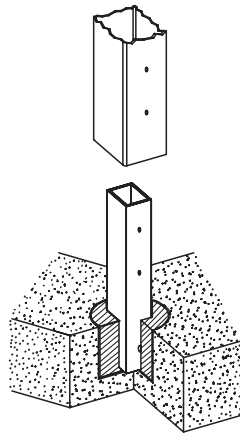
Our specially formulated coatings are designed to resist the corrosive effects of salt water, providing a permanent, worry-free addition to your building.

The CRL Aluminium Railing System is designed to meet all Guard Rail Safety Codes, and with so many options, there is a railing system for every application.

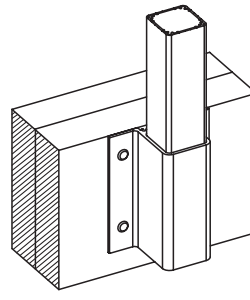
Typical Mounting Options



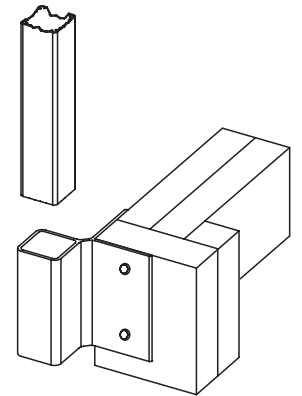
Core Mounted Installation



Core Mounted With Stanchion Installation



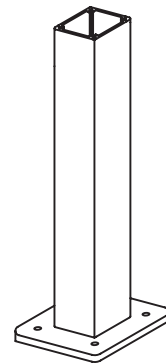
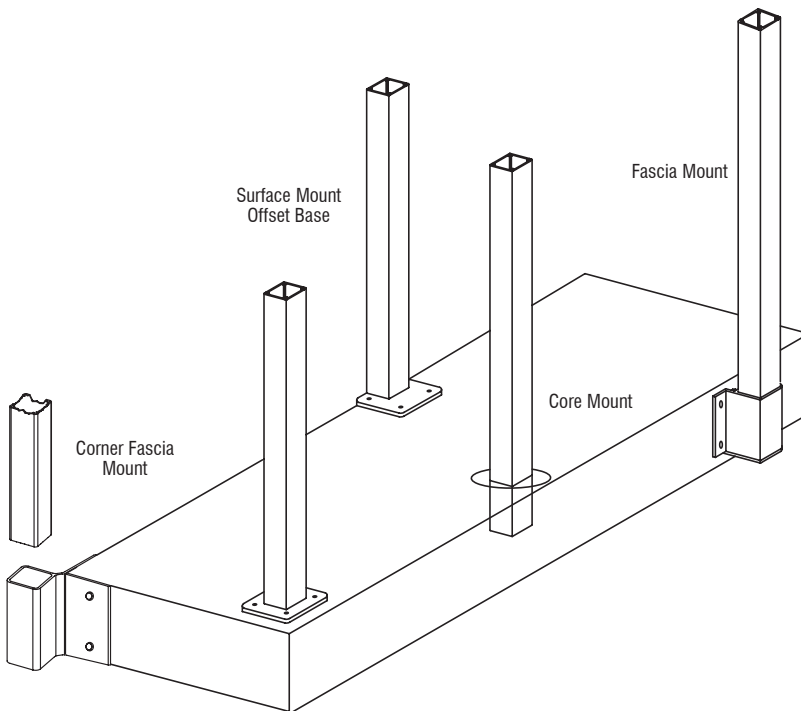
Fascia Mounted Installation



Corner Fascia Mount Installation

Core

Fascia



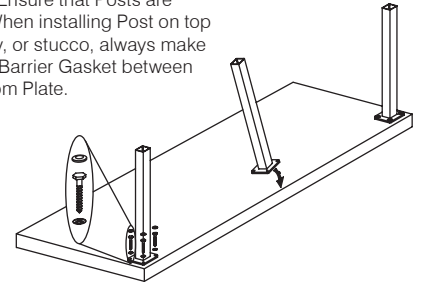
Surface Mounted Standard Base With Moisture Barrier Gasket Between Bracket and Substrate

Surface

Basic Installation Instructions

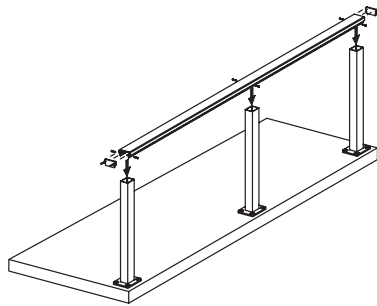
1. Post Installation

Install End and Corner Posts first, then continue with Intermediate Posts. Be sure to place Stainless Steel Washers under the Bolts so that the Bolt Cover Buttons can be attached. Ensure that Posts are plumb and level. **NOTE:** When installing Post on top of concrete, brick, masonry, or stucco, always make sure to install the Moisture Barrier Gasket between the substrate and the Bottom Plate.



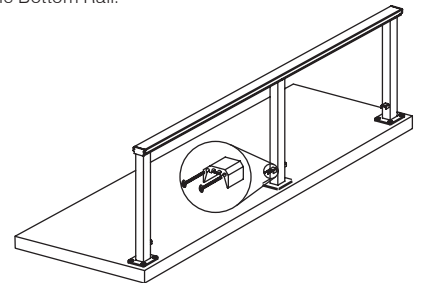
2. Cap Rail Installation

Measure and cut the Cap Rail to length. Attach the Cap Rail to the Posts using Self Tapping Screws. Install the End Caps with provided screws.



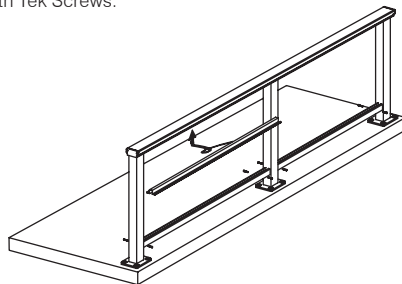
3. Rail Connecting Blocks

Install the Rail Connecting Blocks onto the Posts using the Self Tapping Screws provided. These Blocks are used to support the Bottom Rail.



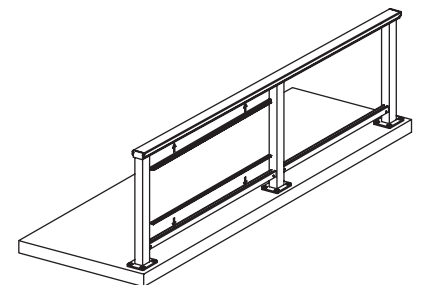
4. Top Rail Infill and Bottom Rail

Cut Top Rail Infill and Bottom Rail to length. Snap fit the Top Rail Infill into the Top Cap Rail. Mount the Bottom Rail onto the Blocks and secure with Tek Screws.



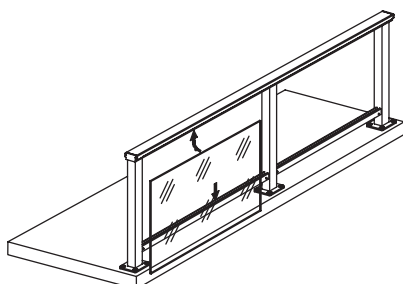
5. Vinyl Installation (Glass Panels Only)

Snap fit Top Vinyl into Top Cap Rail insert.
Snap fit Bottom Vinyl into Bottom Rail.



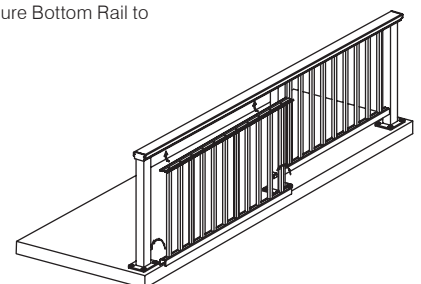
6. Glass Installation (Glass Panels Only)

Push Glass up into the Vinyl. Align Glass with Bottom Vinyl and push down into Vinyl. Align Glass horizontally.



7. Picket Installation

Follow above steps 1, 2, and 3 only. Screw Pickets to the Top Cap Infill and the Bottom Rail. Snap fit top into Top Rail and install Bottom Rail over Blocks. Secure Bottom Rail to Blocks with Tek Screws.

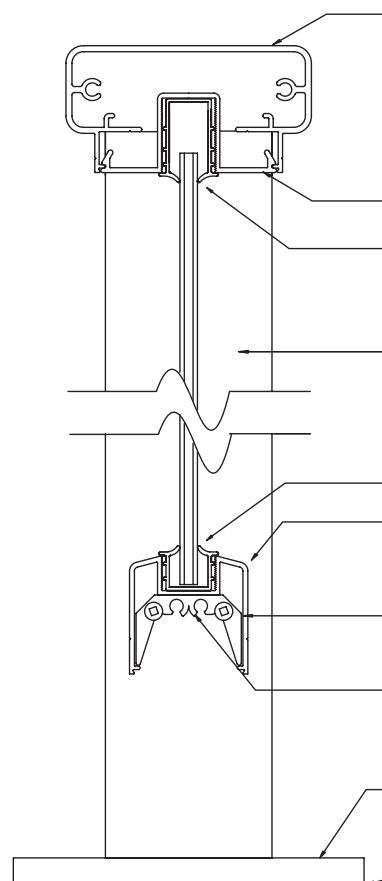
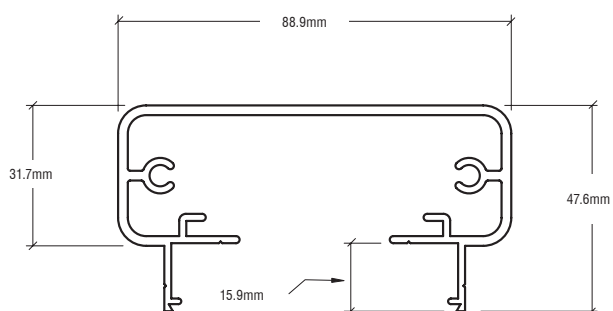


CRL ARS 200 Series Railing System



200 Series

Top Rail



200 Series Top Rail
Cat. No. 2TR241XX

Glass Infill
Cat. No. 1FGLSXX

Top Glazing Vinyl
Cat. No. 14TV (6mm)
or 38TV (10mm)

60.3mm Square Post
Cat. No. P241

Bottom Glazing Vinyl
Cat. No. 14BV (6mm)
or 38BV (10mm)

200 Series Bottom Rail
Cat. No. BRGLSXX

Rail Connecting
Block Screws
Cat. No. RCBS

Rail Connecting Block
Cat. No. RCB2

127mm Square Base Plate
Cat. No. BP5

Moisture Barrier Gasket
Cat. No. BPG1BL

200 Series

Our 200 Series Railing System uses a continuous flat top rail, which helps achieve a modern look. While most companies in the industry offer very typical top rails, the 200 Series maintains an extremely low profile while outperforming competitive systems for strength and durability. At 47.6mm it has the lowest profile of all the top rails.

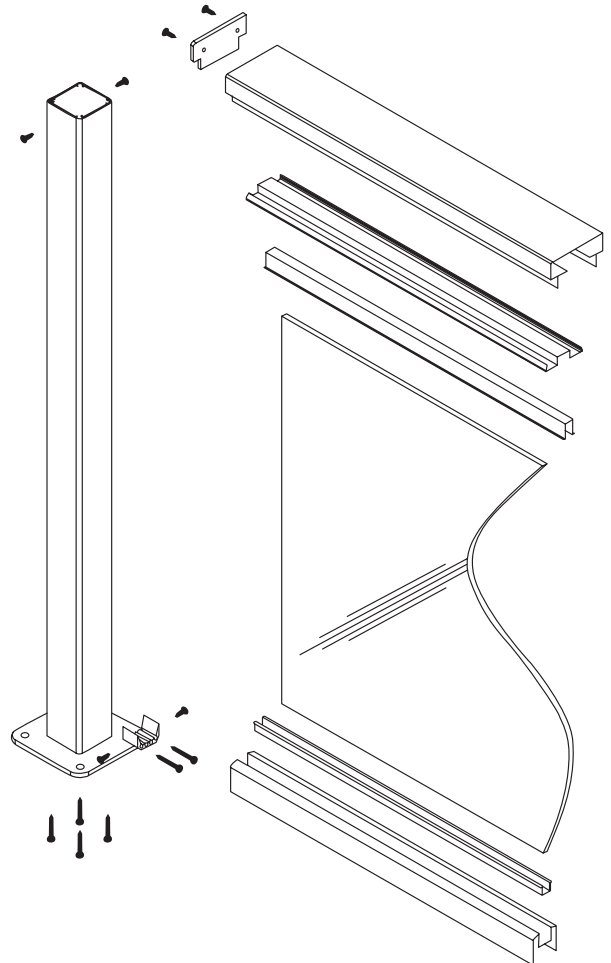
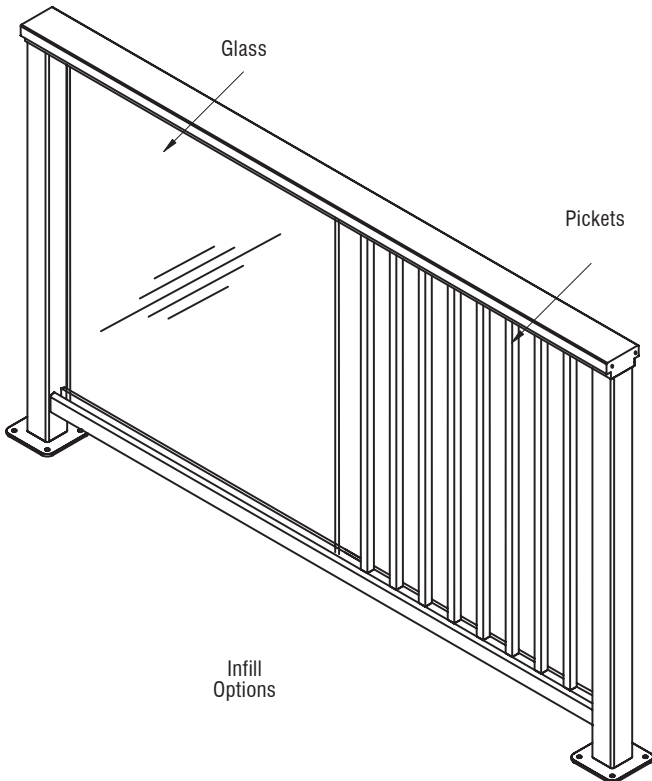
NOTE: As good as the 200 Series is, you cannot use it for a stair application where railing is required. The top cap is too wide in cross section to achieve the status of a hand rail. This being the case, you must use our 100 Series for the stair portion of the job. Contact CRL Technical Sales for further information.



- 6005-T5 aluminium alloy
- Standard rail heights are 914, 1066 and 1219mm. Custom rail heights also available
- 60.3mm square aluminium post
- Infill panel options: 6 or 10mm glass (not supplied by CRL), 19mm square or round profile aluminium picket panels
- Also 12mm glass when used with wet glaze method 6 and 10mm using gasket
- Deck (top) mount or fascia mount applications available
- Core mount applications also available
- Can be fabricated with custom gates
- Exterior and interior applications
- A.D.A. compliant guard rails
- 1524mm recommended post spacing

Infill Options

CRL offers glass Infill Panel System or the Picket style shown below.

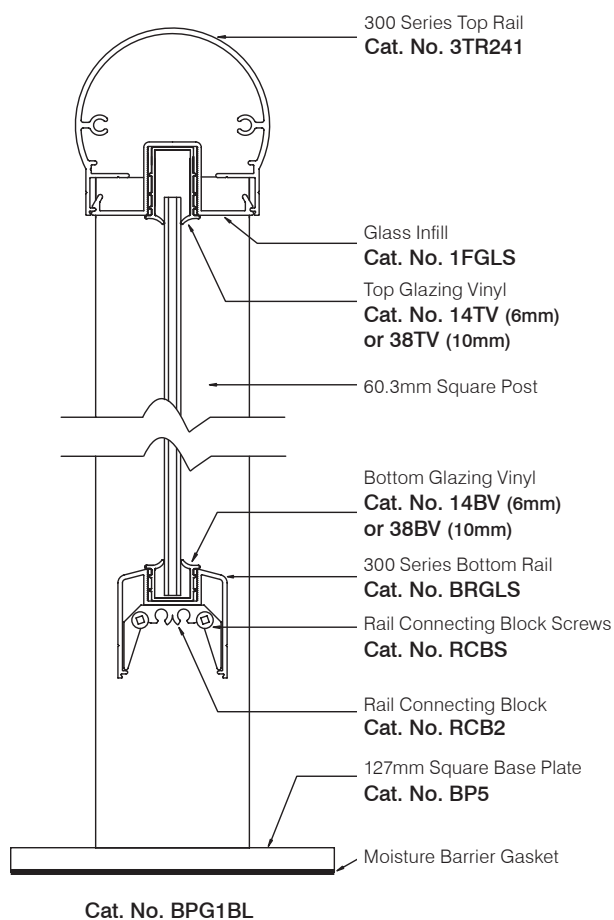
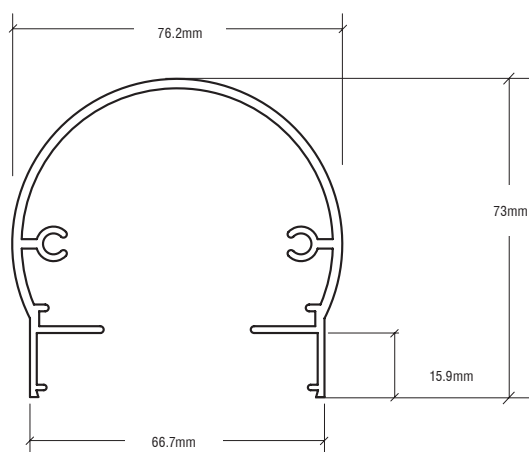


CRL ARS 300 Series Railing System



300 Series

Top Rail



300 Series

The 300 Series offers the largest profile of all our top rails. At 73mm high the 300 Series offers a stylish and continuous large round top rail, while maintaining the strength and durability of all of our Aluminium Railing Systems.

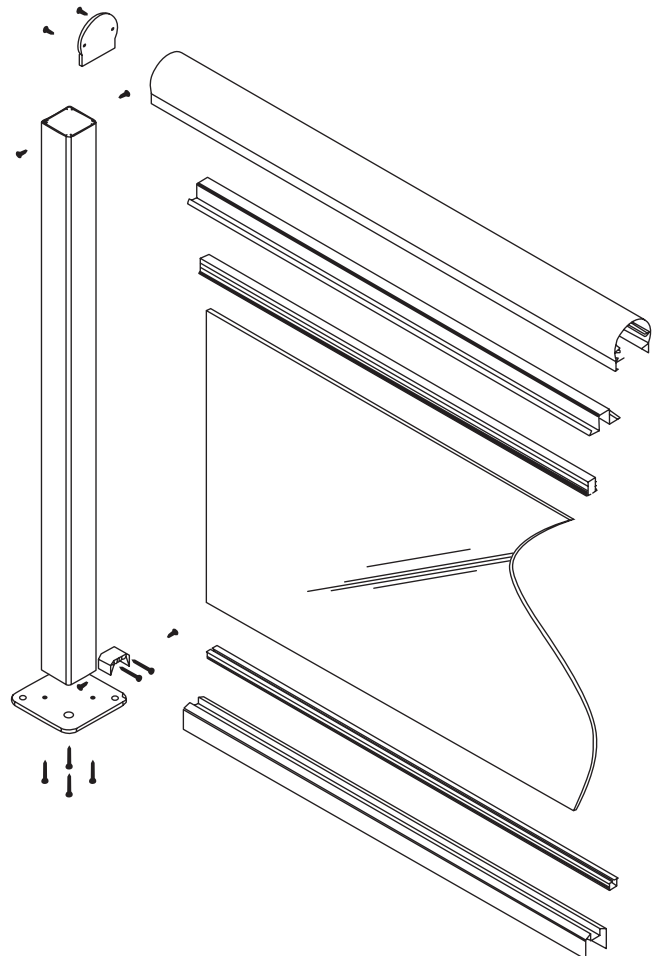
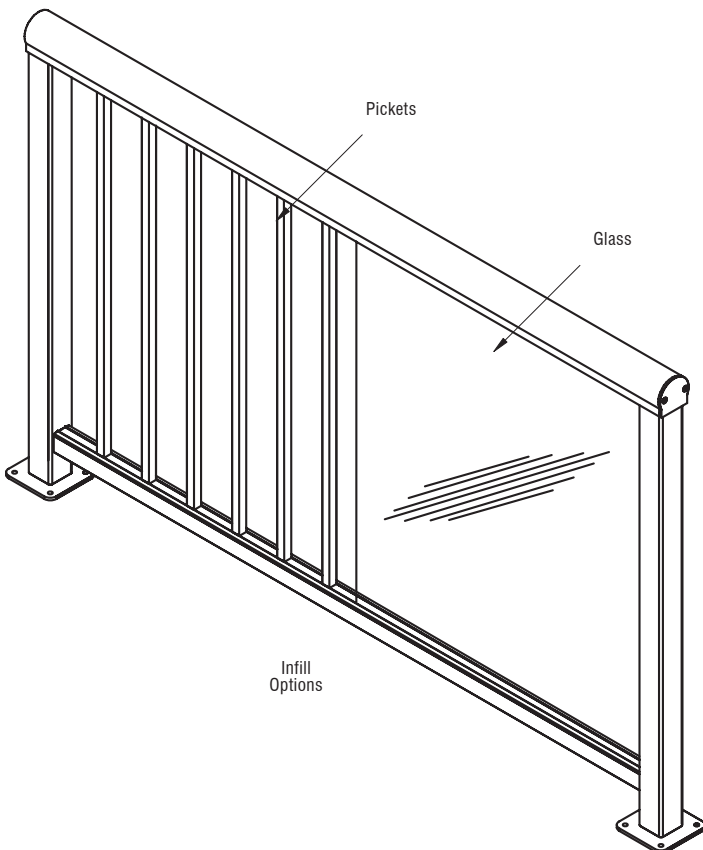
NOTE: You cannot use the 300 Series for a stair application where railing is required. The top cap is too wide in cross section to achieve the status as a hand rail. You must use our 100 Series for the stair portion of the job. Contact CRL Technical Sales for further information.


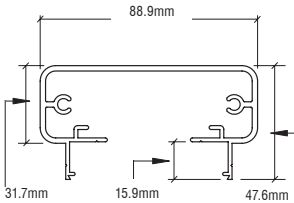

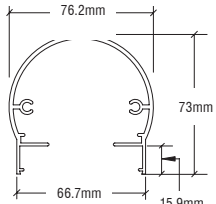


- 6005-T5 aluminium alloy
- Standard rail heights are 914, 1066 and 1219mm. Custom rail heights also available
- 60.3mm square aluminium post
- Infill panel options 6 or 10mm glass (not supplied by CRL), 19mm square or round profile aluminium picket panels, stainless steel cable, or decorative cast panels
- Also 12mm glass when used with wet glaze method 6 and 10mm using gasket
- Deck (top) mount or fascia mount applications
- Core mount applications also available
- Exterior and interior applications
- Can be fabricated with custom gates
- A.D.A. compliant guard rails
- 1524mm recommended post spacing


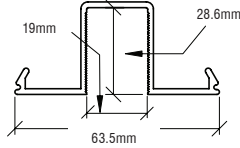

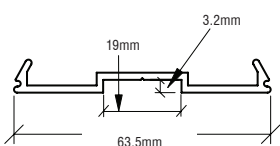
Infill Options

CRL offers glass Infill Panel System or the Picket style shown below.


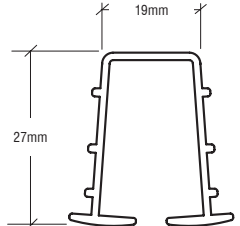


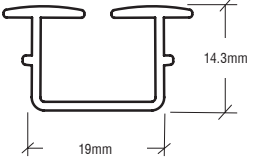



CODE	DESCRIPTION	
 <p>2TR241XX</p> <p>200 Series</p>	<p>200 Series Top Rail</p> <ul style="list-style-type: none"> Designed to accommodate 19mm pickets or 6 to 12mm* toughened glass * 12mm glass only if wet glazed. 6 and 10mm using gasket. 	 <p>88.9mm 31.7mm 15.9mm 47.6mm</p>
 <p>3TR241XX</p> <p>300 Series</p>	<p>300 Series Top Rail</p> <ul style="list-style-type: none"> For use with 19mm pickets or 6 to 12mm* toughened glass * 12mm glass only if wet glazed. 6 and 10mm using gasket. 	 <p>76.2mm 73mm 66.7mm 15.9mm</p>


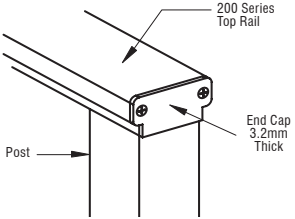

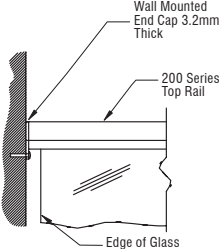

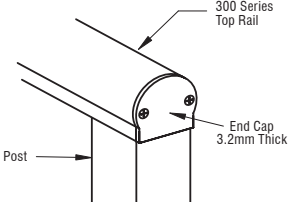

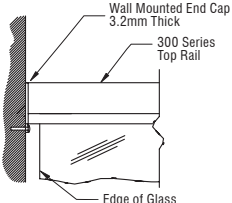
CRL Top Rail Infills

 <p>1FGLSXX</p> <p>200/300 Series</p>	<p>Top Rail Infill for Glass</p> <ul style="list-style-type: none"> Easily snap into the underside of the top rail For use with 19mm Pickets or 6 to 12mm* toughened Glass * 12mm glass only if wet glazed. 6 and 10mm using gasket. 	 <p>19mm 28.6mm 63.5mm</p>
 <p>IFPKTXX</p> <p>200/300 Series</p>	<p>Top Rail Infill for Pickets</p> <ul style="list-style-type: none"> Easily snap into the underside of the top rail For use with 19mm square or round pickets Also available pre-punched for pickets. 	 <p>19mm 3.2mm 63.5mm</p>


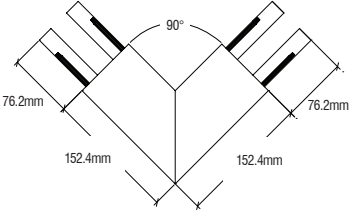

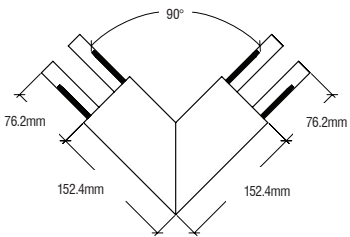
CRL Glazing Vinyl

 <p>200/300 Series</p> <p>14TV Top Vinyl for 6mm Thick Glass</p>	<p>Glazing Vinyl Top</p> <ul style="list-style-type: none"> Rigid glazing vinyl is designed to snap in before the glass is installed Two sizes for use with 6 or 10mm thick toughened glass 	 <p>19mm 27mm</p>
 <p>38TV Top Vinyl for 10mm Thick Glass</p>		
 <p>200/300 Series</p> <p>14BV Bottom Vinyl for 6mm Thick Glass</p>	<p>Glazing Vinyl Bottom</p> <ul style="list-style-type: none"> Rigid glazing vinyl is designed to snap in before the glass is installed Two sizes for use with 6 or 10mm thick toughened glass 	 <p>19mm 14.3mm</p>
 <p>38BV Bottom Vinyl for 10mm Thick Glass</p>		

CRL End Caps for 200 and 300 Series Rails

CODE	DESCRIPTION
<p>2DECXX</p>  <p>200 Series</p>	<p>Decorative End Caps</p> <ul style="list-style-type: none"> Countersunk for end cap screws Matches contours of top rail ECS1 screws sold separately 
<p>2WECXX</p>  <p>200 Series</p>	<p>Wall Mount End Caps</p> <ul style="list-style-type: none"> Countersunk for end cap screws Designed for wall mounting the top rail ECS1 screws sold separately 
<p>3DECXX</p>  <p>300 Series</p>	<p>Decorative End Caps</p> <ul style="list-style-type: none"> Countersunk for end cap screws Matches contours of top rail ECS1 screws sold separately 
<p>3WECXX</p>  <p>300 Series</p>	<p>Wall Mount End Caps</p> <ul style="list-style-type: none"> Countersunk for end cap screws Designed for wall mounting the top rail ECS1 screws sold separately 

CRL 90 Degree Horizontal Corners

<p>2TRHXX</p>  <p>200 Series</p>	<p>CRL 200 Series 90 Degree Horizontal Corners</p> <ul style="list-style-type: none"> Welded and finished Matches shape of top rail Includes aluminium connector splice plates 6005 Alloy aluminium/T5 temper Custom angle corners also available 
<p>3TRHXX</p>  <p>300 Series</p>	<p>CRL 300 Series 90 Degree Horizontal Corners</p> <ul style="list-style-type: none"> Welded and finished Matches shape of top rail Includes aluminium connector splice plates 6005 Alloy aluminium/T5 temper Custom angle corners also available 

CRL 135 Degree Horizontal Corners

CODE

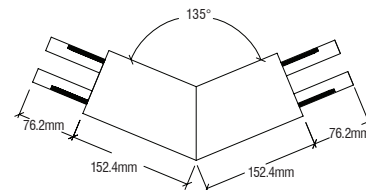
DESCRIPTION

200 Series

2TRH3XX

CRL 200 Series 135 Degree Horizontal Corners

- Welded and finished
- Matches shape of top rail
- Includes aluminium connector splice plates
- 6005 Alloy aluminium/T5 temper
- Custom angle corners also available

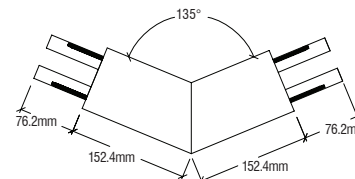


300 Series

3TRH3XX

CRL 300 Series 135 Degree Horizontal Corners

- Welded and finished
- Matches shape of top rail
- Includes aluminium connector splice plates
- 6005 Alloy aluminium/T5 temper
- Custom angle corners also available

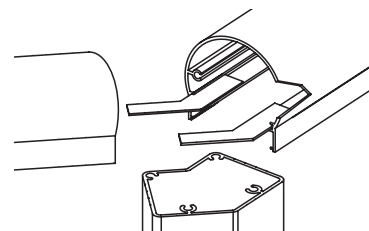


CRL Corner Brackets

45CB

135 Degree Corner Bracket

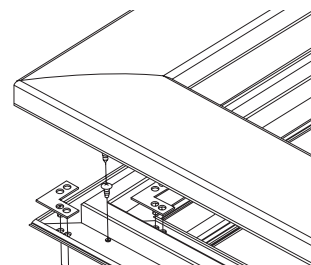
- For use with 200 and 300 Series
- Designed to fit underneath our top rails.
- Brackets are held in place with four Cat. No. TEK1 self-tapping tek screws
- Aluminium brackets are concealed under the top rail to connect corners.



90CB

90 Degree Corner Bracket

- For use with 200 and 300 Series
- Designed to fit underneath our top rails.
- Brackets are held in place with four cat. No. TEK1 self-tapping tek screws
- Aluminium brackets are concealed under the top rail to connect corners.



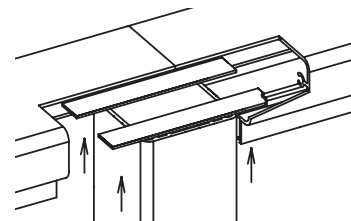
CRL Splice Plates

200/300 Series

TCP1

CRL Splice Plates for Rails

- For use with 200 and 300 Series
- Aluminium splice plates fit under top rail to splice top rails together over a post
- Plates are held in place with two self-tapping screws (Cat. No. TEK1)
- Two plates are required at each splice point



CRL Adjustable Fastening Plates

CB350L

Left Hand Plate

CRL Adjustable Fastening Plates for Top Rails

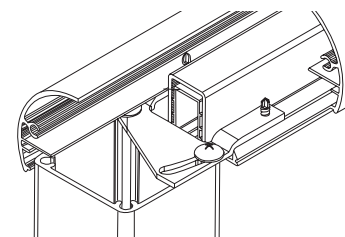
- For use with 200 and 300 Series
- Aluminium plates attach to top of vertical post then to top rail
- No exposed screws design

CB350R

Right Hand Plate
(not shown)

CBS1

19mm Screw



CRL Horizontal Mid Rail and Infill for Glass


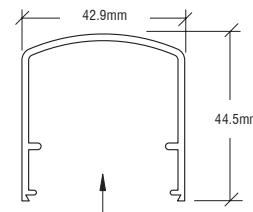
CODE DESCRIPTION



MR1XX

CRL Horizontal Mid-Rail

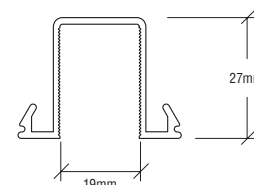
- For use with 200 and 300 Series
- Designed to accommodate 6 to 12mm glass or 19mm square pickets. 6 and 10mm using gasket. 12mm glass when used with wet glaze method
- Custom powder coat colours also available
- Designed to be anchored between posts using RCB2 mounting blocks



MR1FXX

CRL Horizontal Snap-In Infill for Glass

- Designed to accommodate 6 to 12mm glass. 6 and 10mm using gasket. 12mm glass when used with wet glaze method
- Designed to be anchored between posts using RCB2 mounting blocks
- Custom powder coat colours also available
- Snaps in from the underside of the horizontal mid-rail



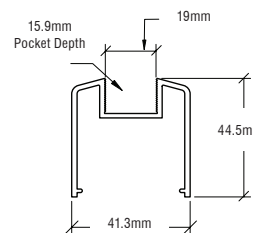
CRL Bottom Rails



BRGLSXX

CRL Bottom Glass Rail

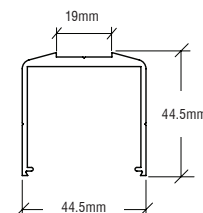
- For use with 200 and 300 Series
- Bottom rail designed to accommodate 6 to 12mm toughened glass. 6 and 10mm using gasket. 12mm glass when used with wet glaze method



BRPKTXX

CRL Bottom Picket Rail

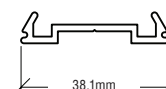
- For use with 200 and 300 Series
- Designed to accommodate 19mm square or round pickets
- Optional bottom rail filler available



BRF241XX

CRL Standard Bottom Rail Filler

- Snaps in to conceal the underside of bottom rails and create a flush look
- Works with bottom rail for glass or bottom rail for pickets
- Also works with horizontal mid rails



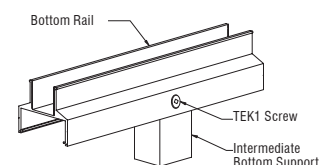
CRL Intermediate Bottom Support



1BSXX

CRL Intermediate Bottom Support


- For use with all of our aluminium railings
- Connects to bottom rail with two self-tapping screws (Cat. No. TEK1)



CRL Rail Connecting Blocks & Screws

CODE

DESCRIPTION



200/300 Series

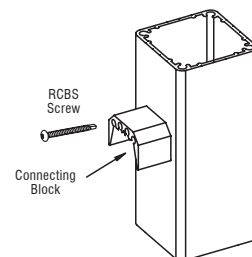
RCB2
25.4mm

RCB212
305mm

RCB2241
6.12m

CRL Rail Connecting Blocks

- For use with 200 and 300 Series
- Designed for use when installing bottom rails
- Three standard lengths available



RCBS
Rail Connecting
Block Screw

9502
Square insert bit
for screw


TEK1
Rail Fastening Screw

ECS1
Endcap Screws

CRL Rail Connecting Block & CRL TEK Screws

- For all CRL railings
- Self-tapping
- Stainless steel

CRL Square Posts & Kits




P36KXX
914mm Post Kit

P42KXX
1066mm Post Kit

P48KXX
1219mm Post Kit

CRL Surface Mount Post Kits

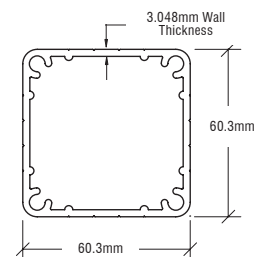
- 60.3mm square
- Use for 180 degree, 90 degree or end posts
- Three standard post heights
- Complete with base plate, stainless washers, screws, and bolt cover buttons



P241XX
6.12m Stock Length

CRL Posts Only


- 60.3mm square
- Use for 180 degree, 90 degree or end posts
- 6005 Alloy aluminium/T5 temper



CRL 90 Degree Fascia Mount Brackets

CODE

DESCRIPTION

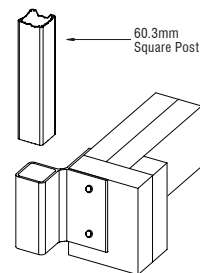


FB2XX

CRL 90 Degree Fascia Mount Brackets

- Specifically designed for outside 90 degree fascia mount installations
- Works with almost any deck
- 200 series only

Works with CRL Posts
Cat. No. P241

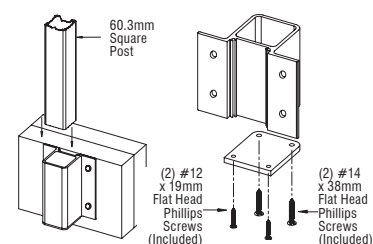


FB1XX


CRL Fascia Mount Brackets

- Black, white and silver finishes available from stock - custom finishes also available. For details visit crlaurence.co.uk
- Available to Match All CRL Aluminium Railings Using Our 60.3mm square aluminium posts

Works with CRL Posts
Cat. No. P241



CRL 135 Degree Surface Mount Posts & Kits



P536KXX

914mm Post Kit

P542KXX


1066mm Post Kit

P548KXX

1219mm Post Kit

CRL 135 Degree Surface Mount Post Kits

- Three standard post heights
- Complete with base plate, moisture barrier gasket, screws, stainless washers, and bolt cover buttons
- Designed to be installed onto concrete, wood, steel, and other substrates

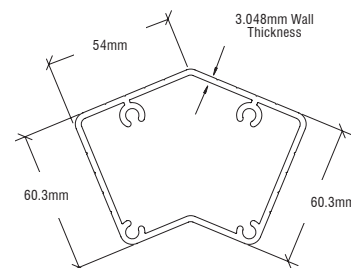


P5241XX

6.12m Stock Length

CRL 135 Degree Posts Only

- Stock length you can cut to the needed size
- Black, white and silver finishes available from stock - custom finishes also available. For details visit crlaurence.co.uk
- Surface mount only



CRL Touch-Up Paint

CODE


DESCRIPTION




SP8XX

CRL Touch-Up Paint


- Matches seven CRL powder paint colours
- Used to cover scratches or bare metal ends
- Stock colours shown below. Other colours available for custom orders.



Sky White - Gloss



Black - Matte



Silver - Metallic



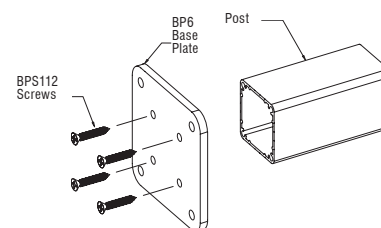
CRL Screws, Bolts & Anchors

BPS112

Base Plate Screw

CRL Base Plate Screws

- For use with all square base plates
- Stainless steel



LB350

Lag Bolt
9.5mm x 88.9mm

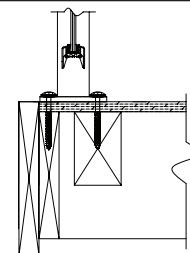
CRL Lag Bolts

- Attach vertical posts to a wooden substrate
- Stainless steel



LB600

Lag Bolt
9.5mm x 152.4mm




WBA14X3

Wedge Bolt Anchor
6.3mm x 76.2mm

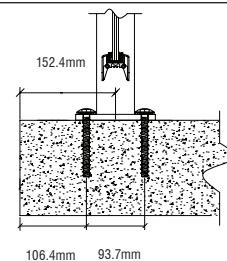
CRL Wedge Bolt Concrete Anchors

- To attach vertical posts to concrete substrate
- Heat treated carbon steel



WBA38X4

Wedge Bolt Anchor
9.5mm x 101.6mm

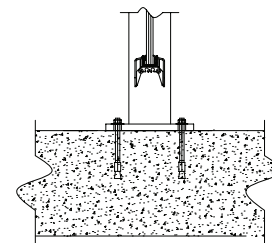


CA325

Stainless Steel Anchor
6.3mm x 82.5mm

CRL Stainless Steel Concrete Anchors

- To attach vertical posts to concrete substrate



RCBS

Rail Connecting Block
Screw #10 x 50.8mm

CRL Stainless Steel Self Drilling Railing Screws

TEK1

Rail Fastening Screw
#8 x 19mm

9502

Square Insert Bit for Screw

ECS1

End Cap Screws



CRL Standard Square Base Plates

CODE

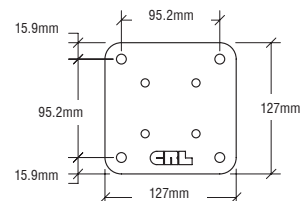
DESCRIPTION



BP5XX

CRL Square Base Plate

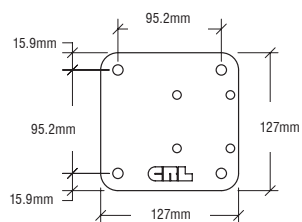
- For use with all standard railings
- For 60.3mm square aluminium posts
- Complete with moisture barrier gasket



BP05XX

CRL Offset Base Plate

- For use with all standard railings
- For 60.3mm square aluminium posts
- Complete with moisture barrier gasket



BPG1BL

127mm x 127mm

BPG2BL

152mm x 152mm

BPG3BL

165.1mm x 165.1mm

CRL Moisture Barrier Gaskets for Square Base Plates

- Protects metal base plates from moisture in concrete
- Three sizes available
- For aluminium railings and windscreens
- 3.2mm thick



PST5

Core Mount


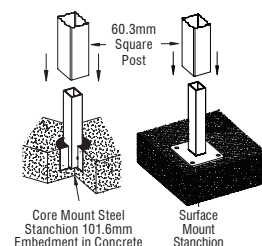
*PST5BP

Surface Mount

CRL ARS Stanchions

- Designed for all series of CRL aluminium railings using our 60.3mm square aluminium posts
- Stainless steel
- Stanchion height of 254mm

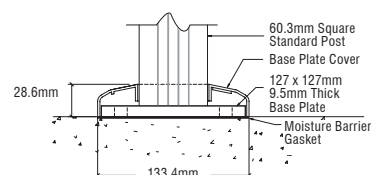
*Specify powder coat colour when ordering.



CVR5XX

CRL Aluminium Base Plate Cover

- Designed for use with our standard 60.3mm square aluminium posts and 127mm square base plates
- For surface or core mounted installations
- Custom powder coat colours also available



CRL Pickets & Picket Panels

CODE

DESCRIPTION



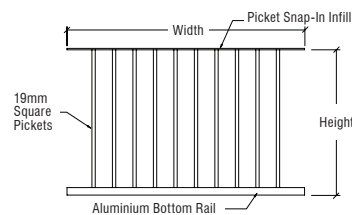
P4836XX

Fits opening
1219mm x 914mm
Actual size
1362mm x 841mm


(9 other sizes available
for details visit
crlaurence.co.uk)

CRL Picket Panels for Rails

- Nine standard picket panel sizes
- Custom picket panels also available



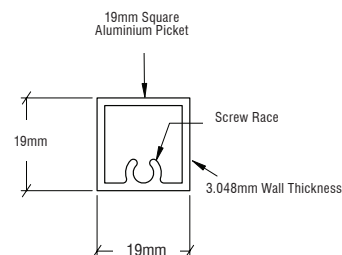
PKTS241XX



CRL Square Pickets

- 6.12m extrusions you cut to required lengths
- Easy to install design

Use with PKTS2 Picket Screws



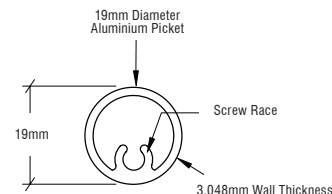
PKTR241XX



CRL Round Pickets

- 6.12m extrusions you cut to required lengths
- Easy to install design

Use with PKTS2 Picket Screws



CRL Sealants & Cements



KWX25 11.3kg
KWX50 22.7kg

CRL Kwixset® Expanding Cement


- Kwixset® for exterior and interior applications
- Great for setting core mount stanchions for vertical posts
- Expand as it sets
- Fast setting, it will not shrink or crack when used as directed



95CBL Black
95CDBRZ Dark Bronze
95CGRY Grey
95CL Limestone
95CW Precast White
95CWHT White

CRL 95C Silicone Building Sealant

- Excellent primerless adhesion to most common construction substrates
- Excellent adhesive for setting windscreen posts to stanchions
- Long tooling time, all temperature gunning
- Available in six colours




EURTV408C Clear
EURTV408W White
EURTV408BL Black

CRL Neutral Cure Silicone Sealant

- Low odour, non-acetic cure formula
- Compatible with insulating glass glazing
- Excellent adhesion to most surfaces
- 300ml cartridge
- 12 per case







Aluminium Windscreen System (AWS)



The AWS Aluminium Windscreen System was developed to provide an attractive, maintenance-free glass wall. All AWS Systems can be used in conjunction with a concrete slab, block wall or individual footings.

Visual Appeal The Homeowner will love the clean look of this wall and the virtually unobstructed view it provides.

Noise Reduction The AWS System is superbly suited as a sound wall along busy streets and highways. Our system provides a much higher sound transmission rating than conventional fencing.

Maintenance The AWS System is low maintenance. All components are specially coated to prevent corrosion and ensure that the homeowner will be satisfied for many years.

Flexibility The AWS System adapts to a wide variety of terrain and wall designs. The system is ideal for pool areas, decks and balcony applications.

Integrity The AWS System has been designed to provide a safe, transparent fence during high wind conditions. All glass installed must be fully toughened to meet all safety requirements and building codes.

For more information call FREE on

00 800 0421 6144

e: railings_UK@crlaurence.co.uk f: 00 800 0262 3299

CRL AWS Aluminium Windscreen System




- Steel embedment keeps aluminium posts out of contact with concrete, and adds structural strength
- Ready to install
- Low maintenance with special coating to prevent corrosion
- Custom colours also available

Unlike other glass wind wall systems, the AWS Aluminium Windscreen System keeps all aluminium out of contact with concrete.

The AWS System was designed to be a wind wall that is very aesthetically pleasing. Because of the great design and the interaction with the steel insert, AWS has enhanced structural properties, allowing for increased height and span capabilities.

Available Post Configurations


50.8 x 66.7mm Rectangular Aluminium Windscreen Post Profiles



180 Degree Centre/
End Post Kits



90 Degree
Post Kits



135 Degree
Post Kits

76.2mm Round Aluminium Windscreen Post Profiles



180 Degree Centre/
End Post Kits



90 Degree
Post Kits




135 Degree
Post Kits

Stock and custom finishes are shown below with their colour codes. Add the chosen colour code to a Cat No to complete your product code.

Note: Colours shown are representative only, and may vary slightly from actual gloss, colour, and texture. If colour match is critical, please contact Technical Sales for additional information.


Stock Finishes



Sky White - Gloss
CODE W



Black - Matte
CODE BL




Silver - Metallic
CODE S


Custom finishes




Oyster White - Gloss
CODE OW



Bronze - Matte
CODE BRZ



Agate Grey - Gloss
CODE AGY



Beige Grey - Gloss
CODE BGY



Unfinished Chromate
CODE CRM

Additional Colour Options

- A variety of textured and performance enhanced powder coat paint systems
- Custom colour matching
- All paint systems will be applied over state-of-the-art chromate pre-treatment

CRL AWS Aluminium Windscreen System Mounting Options

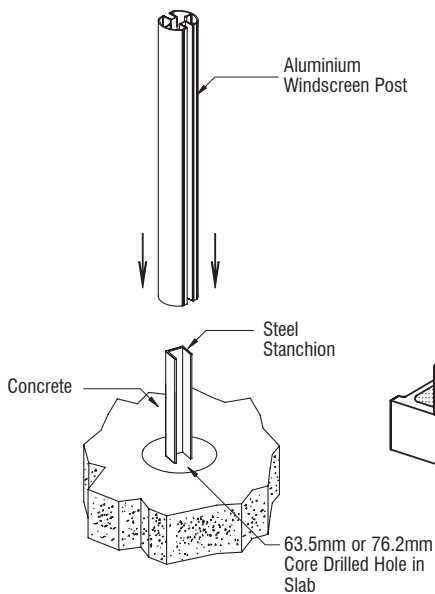


Unlike other glass wind wall systems, the AWS Aluminium Windscreen System keeps all aluminium out of contact with concrete. The lime in concrete is very corrosive to aluminium, and over time will degrade the physical properties of the components. The AWS System utilises a painted steel embedment that supports the vertical post and eliminates the possibility of damaging corrosion.

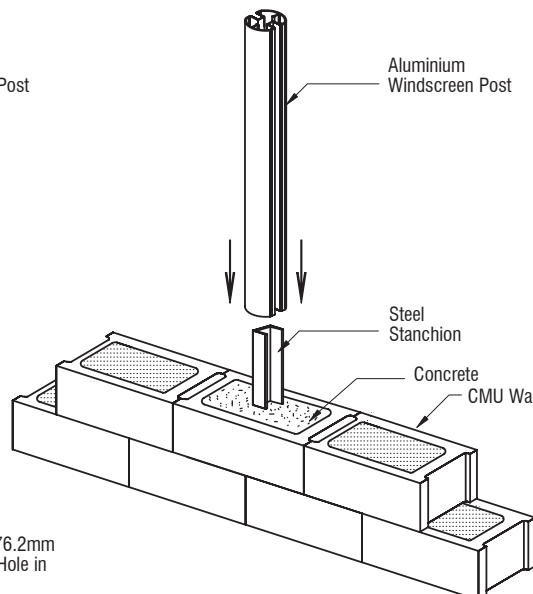
An added benefit of the steel embedment is that the contractor can install the steel components early in the construction process, then install the painted aluminium post later when the chances of damage by other tradesmen are greatly reduced. These are strong attributes of the AWS System, and have a real value to the builder and homeowner.

Typical Mounting Options

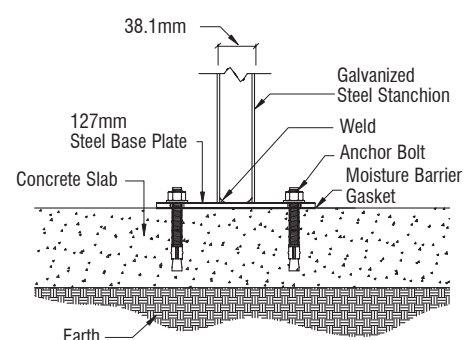
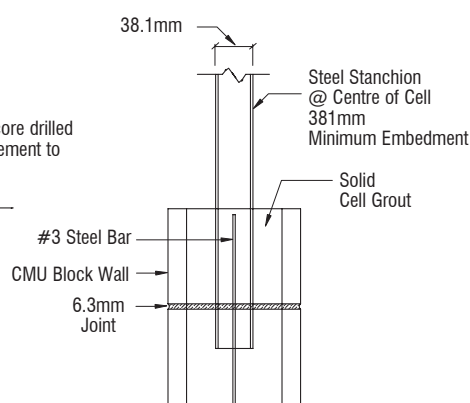
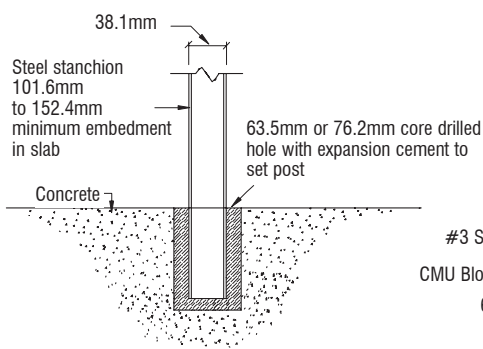
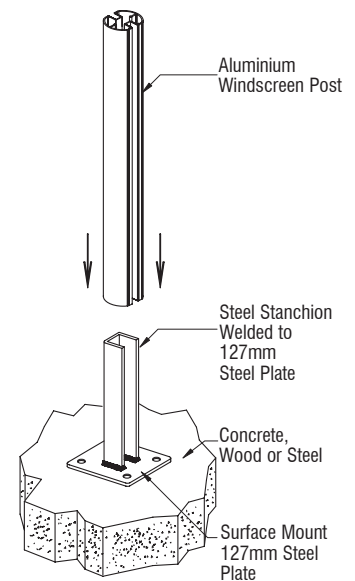
Core Mounted Installation for a Concrete Slab



Core Mounted Installation for CMU Block Walls

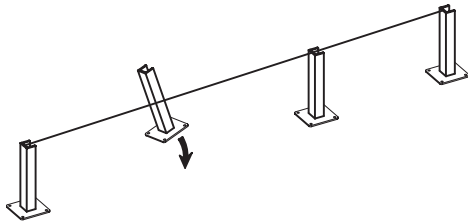


Surface Mounted Installation for a Concrete Slab

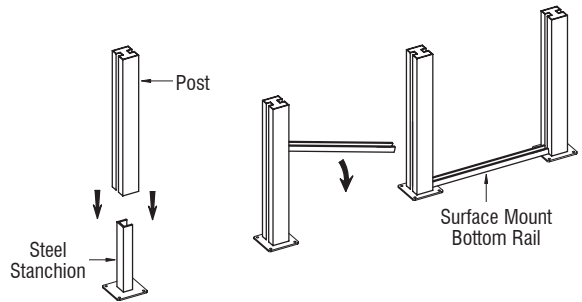


Basic Installation Instructions

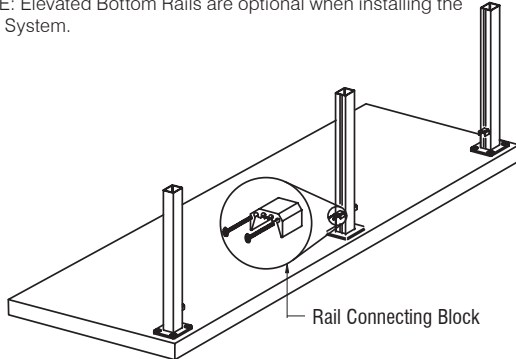
- 1.**
- Core mount or surface mount the Steel Stanchions, starting with the End and Corner Posts first.
 - Then run a straight line between your End Posts and/or Corner Posts before you set the Intermediate Posts.
 - Be sure the Stanchions are plumb and level.
 - Note: When surface mounting to concrete, brick, masonry, or stucco make sure to install the Moisture Barrier Gasket between the bottom plate and substrate to prevent metal corrosion.



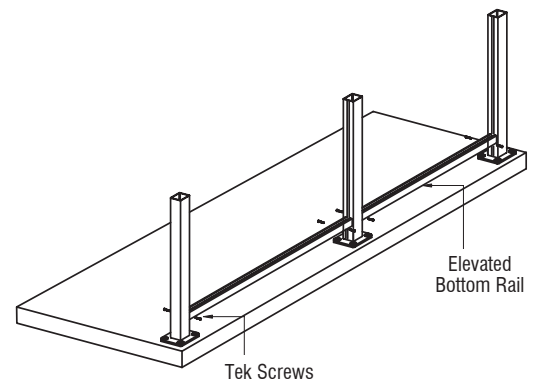
- 2a.**
- Once the Steel Stanchions are installed, apply CRL 95C Silicone to the Stanchion before mounting the Post into place.
 - If you are installing a Surface Mount Bottom Rail, measure and cut to the desired size, then install the Surface Mount Bottom Rail onto the substrate using CRL 95C Silicone.
 - Note: Surface Mount Bottom Rails are optional when installing the AWS System.



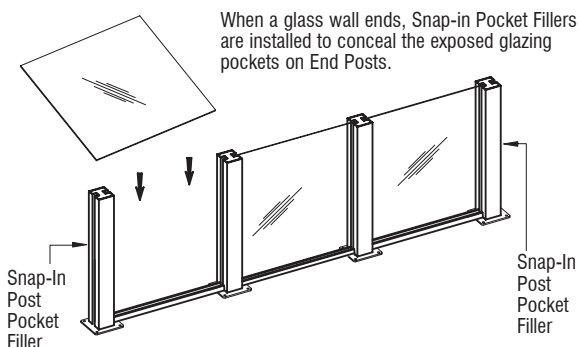
- 2b.**
- If you are installing an Elevated Bottom Rail, Rail Connecting Blocks must be installed first.
 - Install the Rail Connecting Blocks onto the Post using Cat. No. RCBS Self Tapping Screws. These Blocks are used to support the Bottom Rail.
 - NOTE: Elevated Bottom Rails are optional when installing the AWS System.



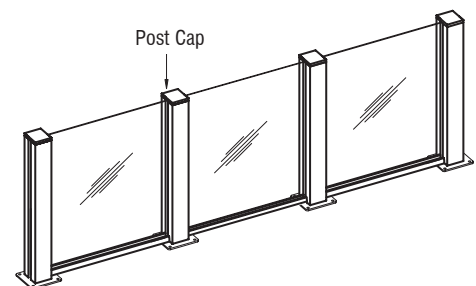
- 2c.**
- Cut Elevated Bottom Rail to length. Mount the Bottom Rail onto the Blocks and secure with Cat. No. TEK1 Tek Screws.



- 3.**
- When installing the glass panels, make sure the rigid vinyl is installed into the glass pocket before installing the panels.
 - Slide the glass panels down from the top of the Post. Make sure the vinyl is lubricated to protect the vinyl from damage during installation.




- 4.**
- Install Post Caps with CRL 95C Silicone.
 - To protect the glass from debris over time, use CAT. No. N56025 Surface Protector to seal the glass.



CRL AWS Rectangular Posts & Kits

CODE

DESCRIPTION


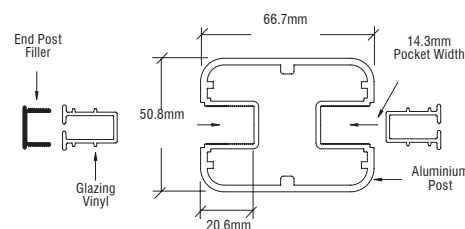


S36CKXX 914mm
S48CKXX 1219mm
S60CKXX 1524mm
S72CKXX 1829mm

S36EKXX 914mm
S48EKXX 1219mm
S60EKXX 1524mm
S72EKXX 1829mm

CRL AWS 50.8 x 66.7mm Rectangular 180 Degree Centre or End Post Kits

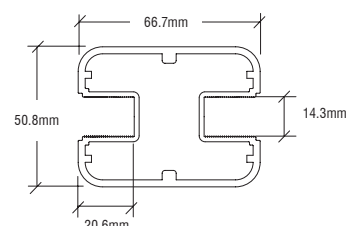
- Standard kits include post, top cap, and vinyl
- Custom colours available upon request
- Accommodates 6 to 10mm glass dry glazed with vinyl
- Accommodates 12mm glass wet glazed




S194XX 6.12m

CRL AWS 50.8 x 66.7mm Rectangular 180 Degree Centre or End Post Only

- Ready to install
- Low maintenance with special coating to prevent corrosion
- 6.12m stock length so you can cut custom heights
- Custom colours also available



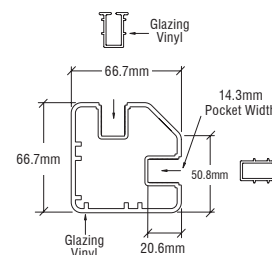
CRL AWS Rectangular 90 Degree Corner Posts & Kits



S36CRKXX 914mm
S48CRKXX 1219mm
S60CRKXX 1524mm
S72CRKXX 1829mm

CRL AWS 50.8 x 66.7mm Rectangular 90 Degree Corner Post Kits

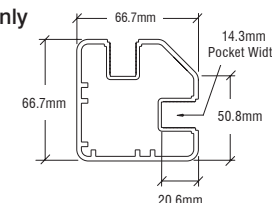
- Standard kits include post, top cap, and vinyl
- Custom colours available upon request
- Accommodates 6 to 10mm glass dry glazed with vinyl
- Accommodates 12mm glass wet glazed




SP9194XX 6.12m

CRL AWS 50.8 x 66.7mm Rectangular 90 Degree Corner Post Only

- Ready to install
- Low maintenance with special coating to prevent corrosion
- 6.12m stock length so you can cut custom heights
- Custom colours also available



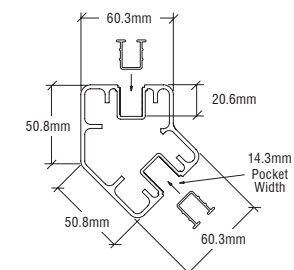
CRL AWS Rectangular 135 Degree Corner Posts & Kits



S365KXX 914mm
S485KXX 1219mm
S605KXX 1524mm
S725KXX 1829mm

CRL AWS 50.8 x 66.7mm Rectangular 135 Degree Post Kits

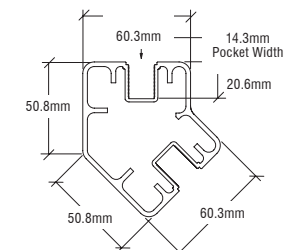
- Standard kits include post, top cap, and vinyl
- Custom colours available upon request
- Accommodates 6 to 10mm glass dry glazed with vinyl
- Accommodates 12mm glass wet glazed



SP5241XX 6.12m

CRL AWS 50.8 x 66.7mm Rectangular 135 Degree Posts Only

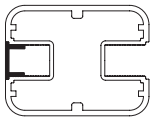
- Ready to install
- Low maintenance with special coating to prevent corrosion
- 6.12m stock length so you can cut custom heights
- Custom colours also available



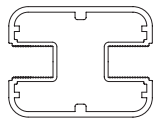
CRL AWS Rectangular Aluminium Windscreen System



- Great for pools, balconies, fencing, steps, slopes, and many other options
- Low maintenance with all components specially coated to prevent corrosion
- Will accommodate 6mm, 10mm with gasket, and 12mm wet set glazing
- Glazing vinyl available in black colour
- Designed and engineered to meet or exceed building codes



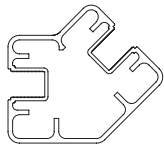
End Posts



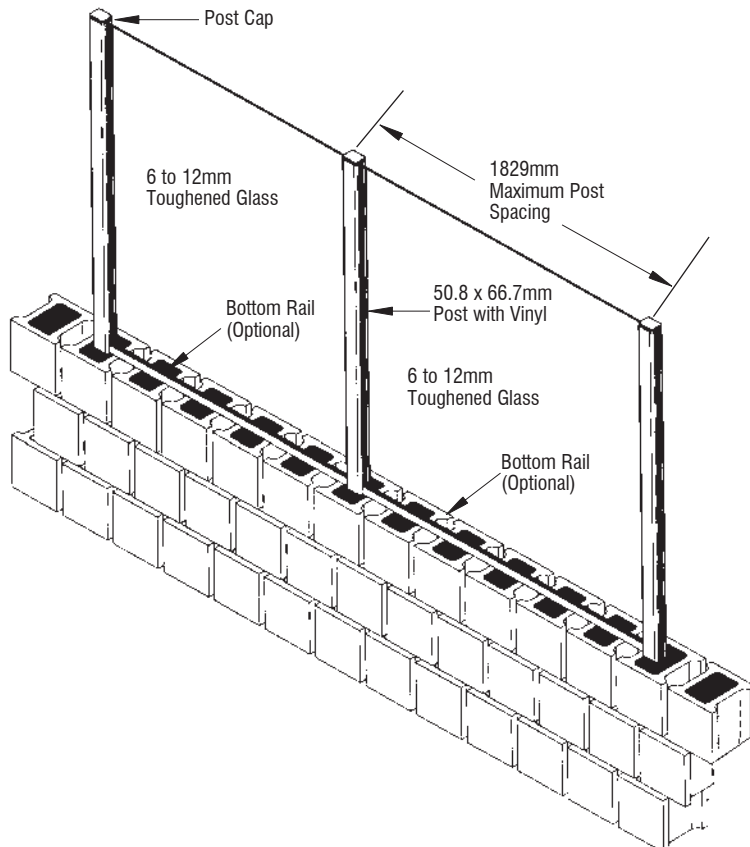
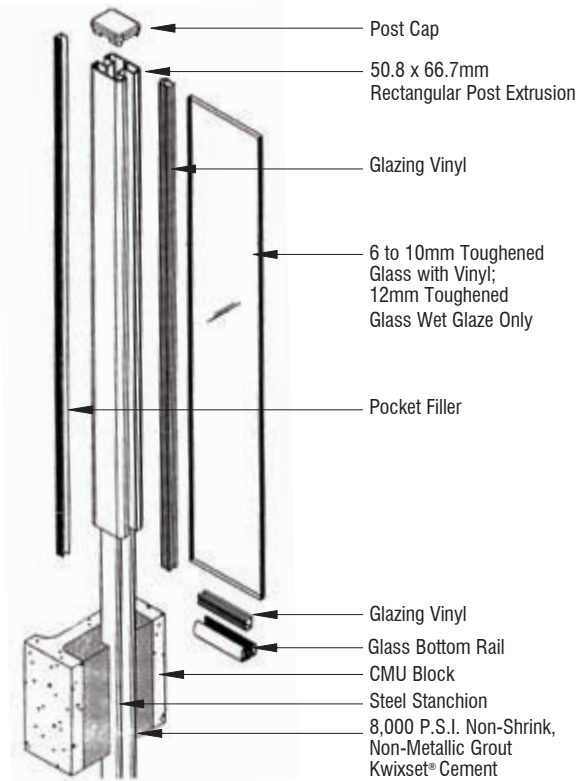
Centre Posts



90 Degree Corner Posts



135 Degree Posts



CRL AWS Rectangular Post Caps


CODE

DESCRIPTION

PC1SXX

Caps for 180 Degree Centre Posts or End Posts

- Ready to install
- Attaches to post using CRL's 95CBL silicone



Cap shown on post



PC135SXX

Caps for 135 Degree Posts

- Ready to install
- Attaches to post using CRL's 95CBL silicone




Cap shown on post



PC9SXX

Caps for 90 Degree Corner Posts

- Ready to install
- Attaches to post using CRL's 95CBL silicone




Cap shown on post



CRL AWS Round 180 Degree Posts & Kits

CODE

DESCRIPTION

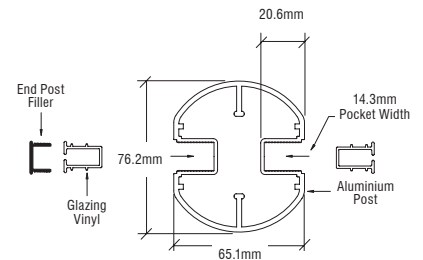


R36CKXX 914mm
R48CKXX 1219mm
R60CKXX 1524mm
R72CKXX 1829mm

R36EKXX 914mm
R48EKXX 1219mm
R60EKXX 1524mm
R72EKXX 1829mm

CRL AWS 76.2mm Diameter Round 180 Degree Centre or End Post Kits

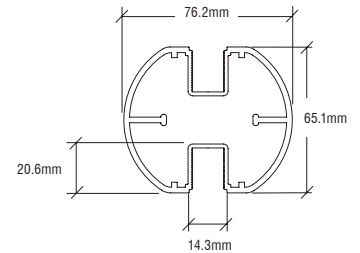
- Standard kits include post, top cap, and vinyl
- Custom colours available upon request
- Accommodates 6 to 10mm glass dry glazed with vinyl
- Accommodates 12mm glass wet glazed




RP194XX 6.12m

CRL AWS 76.2mm Diameter Round 180 Degree Centre or End Post Only

- Low maintenance
- Special coating to prevent corrosion
- 6.12m stock length so you can cut custom heights
- Custom colours also available



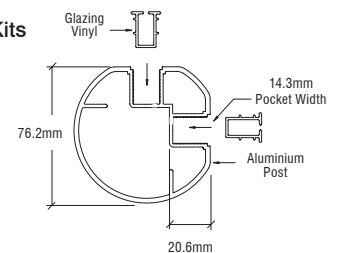
CRL AWS Round 90 Degree Corner Posts & Kits



R36CRKXX 914mm
R48CRKXX 1219mm
R60CRKXX 1524mm
R72CRKXX 1829mm

CRL AWS 76.2mm Diameter Round 90 Degree Corner Post Kits

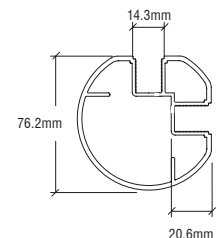
- Standard kits include post, top cap, and vinyl
- Custom colours available upon request
- Accommodates 6 to 10mm glass dry glazed with vinyl
- Accommodates 12mm glass wet glazed



RP9194XX 6.12m

CRL AWS 76.2mm Diameter Round 90 Degree Corner Post Only

- Ready to install
- Low maintenance
- Special coating to prevent corrosion
- 6.12m stock length so you can cut custom heights
- Custom colours also available



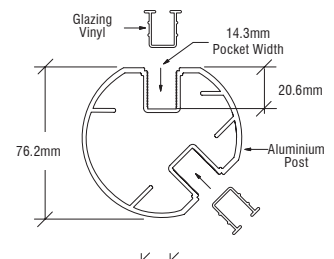
CRL AWS Round 135 Degree Corner Posts & Kits



R365KXX 914mm
R485KXX 1219mm
R605KXX 1524mm
R725KXX 1829mm

CRL AWS 76.2mm Diameter Round 135 Degree Post Kits

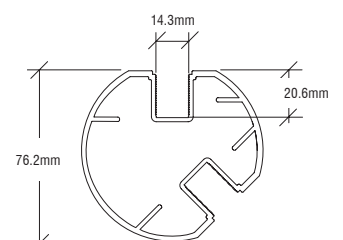
- Standard kits include post, top cap, and vinyl
- Custom colours available upon request
- Accommodates 6 to 10mm glass dry glazed with vinyl
- Accommodates 12mm glass wet glazed



RP5241 6.12m

CRL AWS 76.2mm Diameter Round 135 Degree Post Only

- Ready to install
- Low maintenance
- Special coating to prevent corrosion
- 6.12m stock length so you can cut custom heights
- Custom colours also available

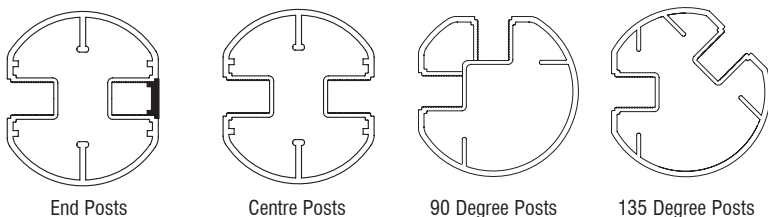
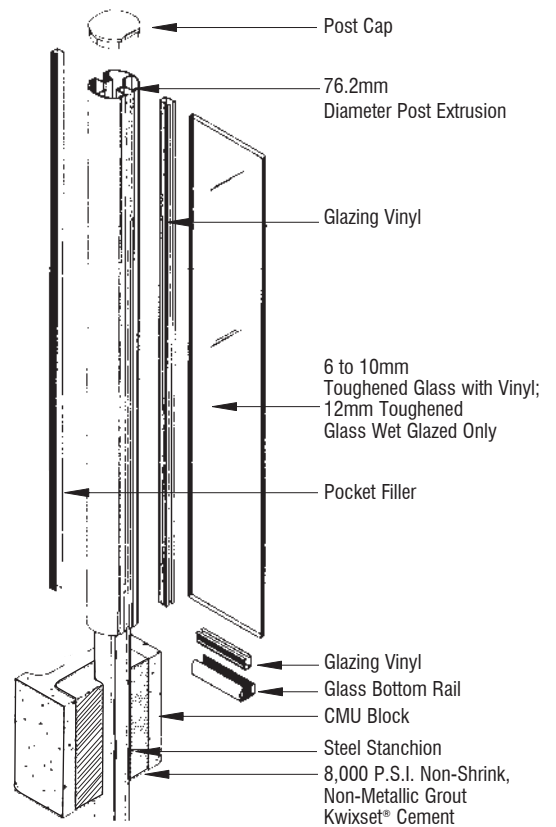
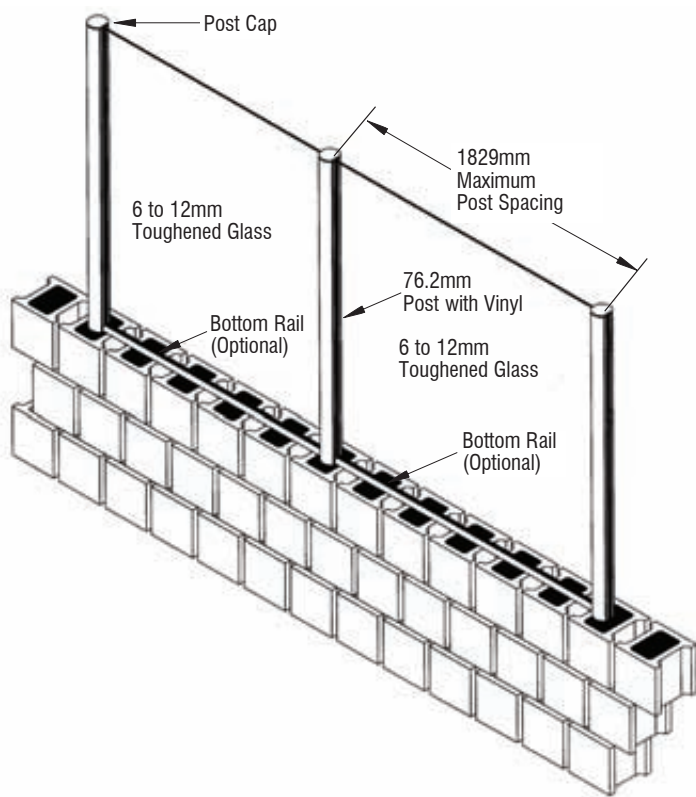


CRL AWS Round Aluminium Windscreen System









NOTE: Not for use as a guard rail.

- 76.2mm diameter aluminium windscreen system for pools, balconies, fencing, steps, slopes, and many other options
- Low maintenance with all components specially coated to prevent corrosion
- Will accommodate 6mm, 10mm using gasket and 12mm wet set glazing
- 914mm, 1219mm, 1524mm, and 1829mm standard heights. 6.12m stock lengths available
- Glazing vinyl available in black colour
- Designed and engineered to meet or exceed building codes



CRL AWS Round Post Caps

	CODE	DESCRIPTION	
	PC1RXX	Caps for 180 Degree Centre Posts or End Posts • Ready to install	
	PC135RXX	Caps for 135 Degree Posts • Ready to install	
	PC9RXX	Caps for 90 Degree Corner Posts • Ready to install	

CODE

DESCRIPTION

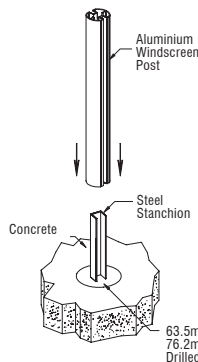


- PST1** 457mm height.
Grade 50 steel.
Posts up to 914mm high.
3.2mm thick
- PST2** 457mm height.
Grade 50 steel.
Posts up to 1219mm high.
6.3mm thick.
- PST3** 762mm height.
Grade 50 steel.
Posts up to 1829mm high
6.3mm thick
- PST4** 762mm height.
304 Grade stainless steel.
Posts up to 1829mm high
3.2mm thick
- PST5** 1067mm height.
Grade 50 steel.
Call for post height info.
6.3mm thick

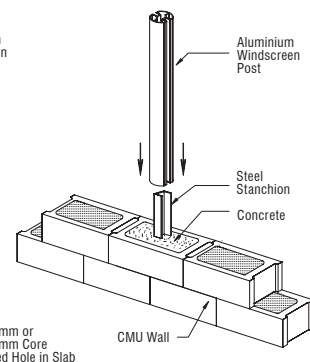
CRL AWS Core Mount Stanchions

- Galvanized to prevent corrosion
- Available in four different sizes for round or rectangular windscreen posts
- Available in stainless steel for coastal installations
- Fits all of our rectangular or round aluminium posts

Core Mount Installation for a Concrete Slab



Core Mount Installation for CMU Block Walls



CRL AWS Welded Steel Surface Mount Stanchions

- Mounting bases available in seven standard colours, plus unfinished chromate to match AWS posts
- 90,135, and 180 degree bases are designed for concrete or steel installations
- Attaches to the post using our 95CBL silicone
- Galvanized and powder coated to prevent corrosion

Steel Stanchions for Post Heights up to 610mm (Stanchion height 305mm)

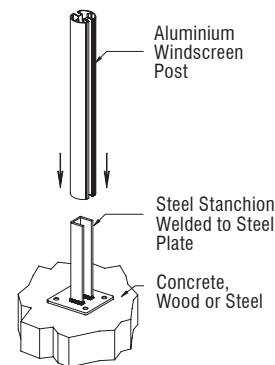
- | | |
|---------------|---------------------------------------|
| PSB1A | For 180° Round/Rectangular Centre/End |
| PSB2A | For 90° Round |
| PSB3A | For 90° Rectangular Posts |
| PSB4A | For 135° Round |
| PSB5A | For 135° Rectangular Posts |
| BPG1BL | Gasket |

Steel Stanchions for Post Heights up to 1219mm (Stanchion height 762mm)

- | | |
|---------------|---------------------------------------|
| PSB1B | For 180° Round/Rectangular Centre/End |
| PSB2B | For 90° Round |
| PSB3B | For 90° Rectangular Posts |
| PSB4B | For 135° Round |
| PSB5B | For 135° Rectangular Posts |
| BPG1BL | Gasket |

Steel Stanchions for Post Heights up to 1829mm (Stanchion height 762mm)


- | | |
|---------------|---------------------------------------|
| PSB1C | For 180° Round/Rectangular Centre/End |
| PSB2C | For 90° Round |
| PSB3C | For 90° Rectangular Posts |
| PSB4C | For 135° Round |
| PSB5C | For 135° Rectangular Posts |
| BPG2BL | Gasket |



CRL AWS Post Pocket Fillers & Vinyls

CODE


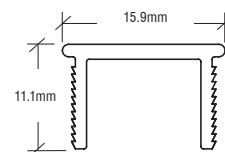
DESCRIPTION



PF36 914mm
 PF48 1219mm
 PF60 1524mm
 PF72 1829mm
 PF194 6.12m

CRL AWS Windscreen Post Pocket Fillers


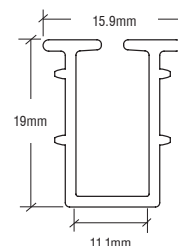
- Ready to snap into glass pocket
- Low maintenance
- Special coating to prevent corrosion



GV36BL 914mm
 GV48BL 1219mm
 GV60BL 1524mm
 GV72BL 1829mm
 GV120BL 3.66m

CRL AWS Rigid Glazing Vinyl

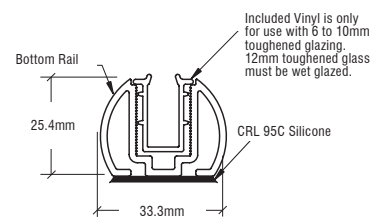
- Black colour rigid push-in glazing vinyl for use with aluminium windscreen posts and bottom rails
- Designed to accommodate 6 to 10mm toughened glazing



BR36K 914mm
 BR48K 1219mm
 BR60K 1524mm
 BR72K 1829mm
 BR194 3.66m

CRL AWS Bottom Rail Kits With Rigid Glazing Vinyl

- Low maintenance
- Special coating to prevent corrosion
- Designed to accommodate 6 and 10mm toughened glazing



For Glazing Vinyl please see P12

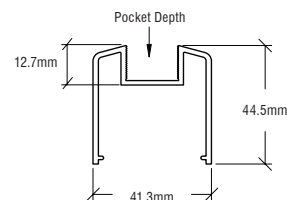
CRL AWS Glass Rails & Fillers

BRGLSXX



CRL Intermediate Bottom Glass Rail

- Bottom rail designed to accommodate 6 to 12mm toughened glass
- 6mm and 10mm using gasket. 12mm using wet glaze

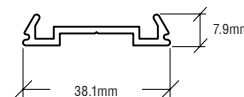


BRF241XX




CRL Standard Bottom Rail Filler

- Snaps in to conceal the underside of bottom rails and create a flush look

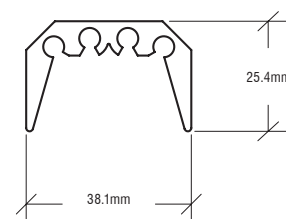


RCB2 25.4mm
 RCB212 305mm
 RCB2241 6.12m



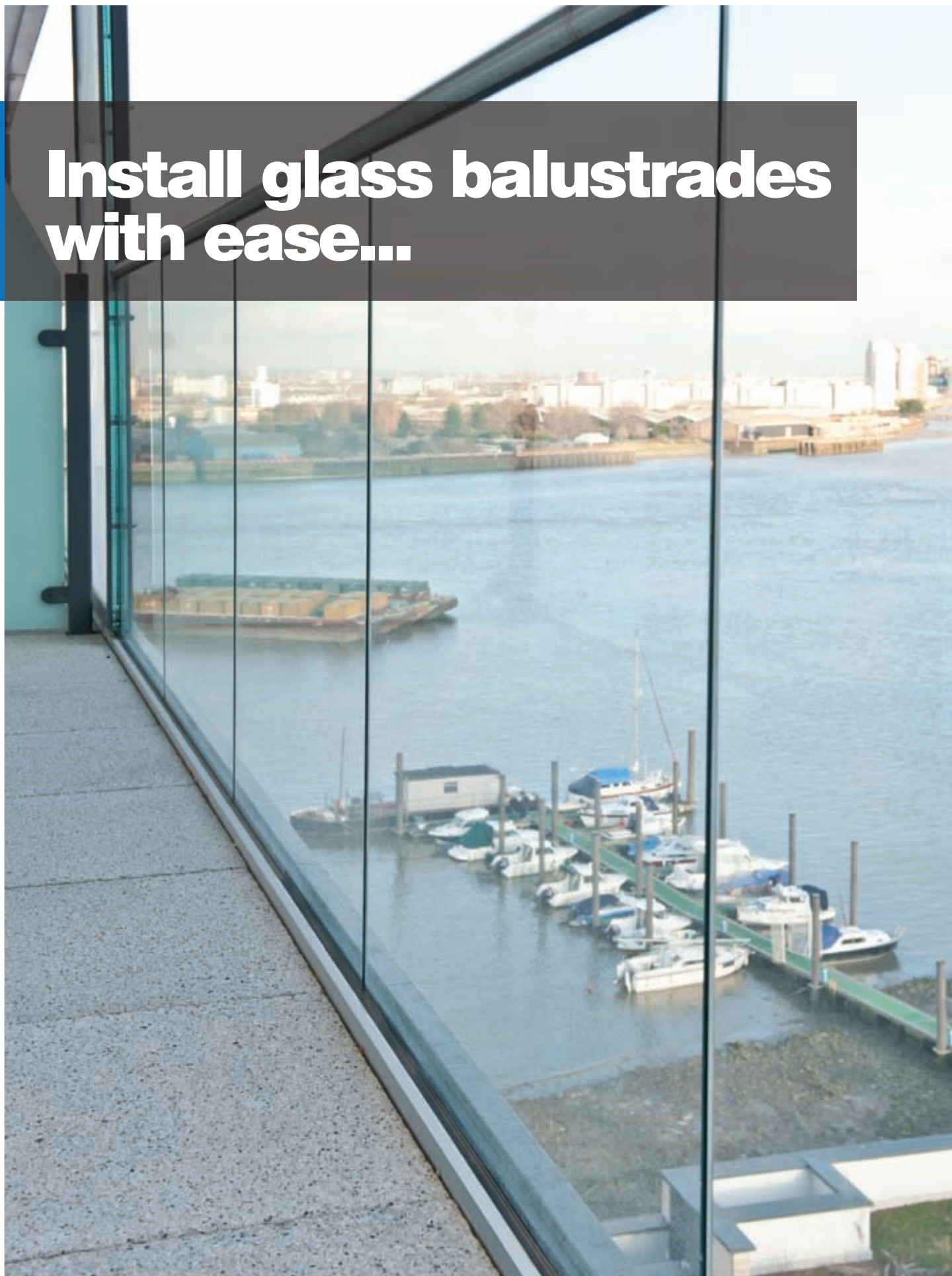
CRL Rail Connecting Blocks

- For use when installing bottom rails
- Three standard lengths available





**Install glass balustrades
with ease...**



- 50% faster to install than traditional alternatives
- Dry glaze system, no need for cement
- Tested to meet the strictest building code requirements BS6180:1999, BS6399-1:1996 and AbZ
- The product is completely unique because it uses a horizontal TAPER-LOC® design, which allows the system to be adjusted, dismantled and re-set
- Ideal for replacing scratched and broken panels in existing applications

For more information visit taper-loc.co.uk

NOTE: The System includes an Installation/Removal Tool and CRL TAPER-LOC® Tapers for 12mm, 15mm, and 19mm toughened monolithic glass applications, and 13.52mm, 17.52mm, 21.52mm, and 25.52mm laminated toughened glass. Unique because they use a horizontal taper lock design, TAPER-LOC® Tapers are simply installed with CRL's exclusive TLK9/TLK12 Installation/Removal Tool.

TAPER-LOC® U.S. Patent Number 8,122,654



Ready...

Set...

Done.

CAT. NO. TL5X10
For Monolithic Toughened Applications

CAT. NO. LTL10X OR LTL96X
For Laminated Toughened Applications

CAT. NO. TLK9/TLK12
Installation/Removal Tool
With Integrated Torque Wrench
that works with all of CRL's
TAPER-LOC® Tapers.

TAPER-LOC® Tapers insert into the Base Shoe every 350mm Centre-to-Centre.

The TAPER-LOC® Installation/Removal Tool compresses the Tapers together to lock the glass in place.



There's even more in our specialist TAPER-LOC® Catalogue.
Order your free copy at Taper-Loc.co.uk

TAPER-LOC®
DRY GLAZE RAILING SYSTEM



- Complete with mounting plate
- For use with 12 and 19mm monolithic toughened glass or 13.5 and 21.5mm laminated toughened glass
- Brushed or polished 316 grade stainless finishes available
- Designed for steel, wood, and concrete substrates

CRL's heavy-duty, point supported Glass Rail Standoff Fittings gives the installer more adjustment during installation for those tricky job site mounting conditions. The steel back plate can be fastened directly to steel, concrete, or wood substrates and shimmed as required with blocking.



CODE

DESCRIPTION

RS0B20BS

CRL Glass Rail Stand-off Fittings Standard 51mm Diameter Caps

RS0B20PS

- For use with 12 or 19mm monolithic toughened glass.
- Also for use with 13.5 or 21.5mm laminated toughened glass.
- Two 19mm diameter holes per fitting
- Full engineering data available at crlaurence.co.uk



RS0B25BS

CRL Glass Rail Stand-off Fittings Standard 60mm Diameter Caps

RS0B25PS

- Ready to install
- Low maintenance with special coating to prevent corrosion
- Four standard post heights, plus a stock length so you can cut custom heights
- Custom colours also available
- Seven attractive colours, plus unfinished chromate available from stock. For details visit crlaurence.co.uk





- For use with 12 and 19mm monolithic toughened glass or 13.5 and 21.5mm laminated toughened glass
- Brushed or polished 316 grade stainless finishes available
- Designed for steel, wood, and concrete substrates
- Standard 51mm caps

These heavy-duty Rail Standoffs are designed for glass handrail or guardrail applications standard. The Standoff Fittings have a 44mm standard projection from the installed attachment point. Custom lengths and diameters are also available.



CODE	DESCRIPTION
------	-------------

- | | |
|------------|--|
| RS0B2134BS | CRL Glass Rail Stand-off Base and Cap Standard 51mm Diameter Caps <ul style="list-style-type: none"> • For Use With 12 or 19mm monolithic toughened glass • Also for use with 13.5 or 21.5mm laminated toughened glass • One 19mm diameter hole per fitting • Full engineering data available at crlaurence.co.uk |
| RS0B2134PS | |



- | | |
|------------|---|
| RS0B2135BS | CRL Brushed Stainless Point Supported Standoff Base and Domed Cap <ul style="list-style-type: none"> • For use with 12 and 19mm monolithic toughened glass or 13.5 and 21.5mm laminated toughened glass using DuPont™ SentryGlas® Interlayers • Brushed or Polished 316 grade stainless finishes available |
| RS0B2135PS | |



CRL Frameless Windscreen Clamp System



- Also known as spigots
- Gives an 'all-glass' frameless look
- Great for pool fencing, balcony, and deck applications
- Available in two standard architectural finishes
- 316 alloy and duplex 2205 marine grade finishes
- Designed for 12mm toughened glazing

Our Frameless Windscreen Clamps, which are also known as spigots, provide a break from the wind using an almost invisible "frameless" look. No vertical posts are used between the panels of glass; they are solely supported from the bottom by these high strength stainless steel clamps.



CODE	DESCRIPTION
------	-------------

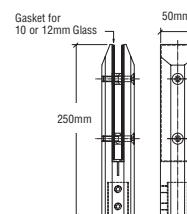


AFWC1
Brushed Stainless

AFWC6
Polished Stainless

CRL One-Piece Core Mount Clamp

- 30mm rod easily inserts into core-drilled hole

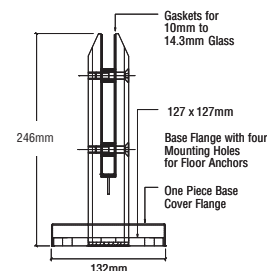


AFWC1SBS
Brushed Stainless

AFWCC1SPS
Polished Stainless

One-Piece Bevelled Surface Mount Clamp

- New, easy to install surface mount design

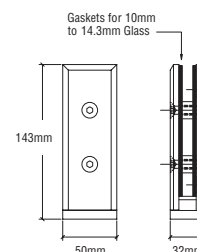


AFWC2
Polished Stainless

AFWC7
Brushed Stainless

Two-Piece Side Mount Clamp

- Mounts on face of wall or planter box



CODE

DESCRIPTION

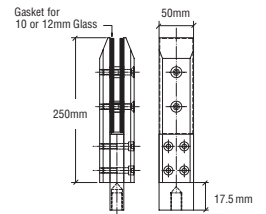


AFWC3
Brushed Stainless

AFWC8
Polished Stainless

CRL Three-Piece Core Mount Clamp

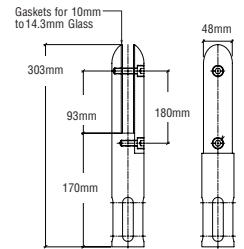
- 16mm rod easily inserts into core-drilled hole



AFWC4
Brushed Stainless

CRL Two-Piece Core Mount Round Clamp

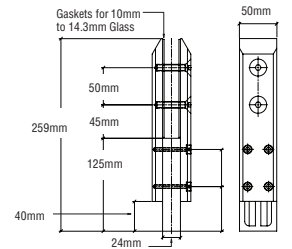
- Duplex 2205 grade stainless has higher corrosive resistance



DFWC3
Brushed Stainless

CRL Three-Piece Core Mount Clamp

- Duplex 2205 grade stainless has higher corrosive resistance

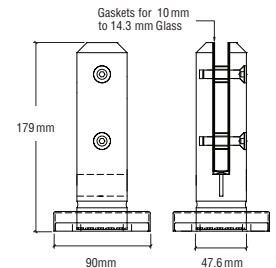


AFWC4SBS
Brushed Stainless

AFWC4SPS
Polished Stainless

CRL One-Piece Low Profile Surface Mount Clamp

- New, easy to install surface mount design



AFWC1G
Fits AFWC1

AFWC6G
Fits AFWC6

AFWC3G
Fits AFWC3

AFWC8G
Fits AFWC8

CRL Garnish Rings for Windscreen Clamps

- Garnish rings easily slip over the frameless windscreen clamp

CRL AWS Low Profile Cap Railing Accessories

Low Profile Cap Rail



Corners



End Caps



Contact Cement



Call FREE on 00 800 0421 6144
Fax FREE on 00 800 0262 3299



Manchester

Charles Babbage Avenue
Kingsway Business Park,
Rochdale, OL16 4NW, England
Tel: +44 (0) 1706 863 600
Fax: +44 (0) 1706 869 860
www.crlaurence.co.uk



Stuttgart

Boschstrasse 7
D-74360 Ilsfeld
Germany
Tel: +49 (0) 7062 915 93 15
Fax: +49 (0) 7062 915 93 16
www.crlaurence.de



Copenhagen

Stamholmen 70 Unit B,
DK-2650 Hvidovre
Denmark
Tel: +45 36 72 09 00
Fax: +45 36 70 33 35
www.crlaurence.dk



France

Boschstrasse 7
D-74360 Ilsfeld
Germany
Tel: +49 (0) 7062 915 93 15
Fax: +49 (0) 7062 915 93 16
www.crlaurence.fr



View Our Full Range of
Architectural Railing Systems...

Our EUHR11 Architectural Balustrade and Railing
Systems Catalogue

- Glass Railings/Balustrades
- TAPER-LOC® Railing System
- Swinging Gate Systems
- Post Railing Systems
- Welded Railing Systems
- Hand Railing Systems
- Aluminium Railing Systems
- Glass Walls/Windcreens
- Tools/Accessories

You may also be interested in...

EUAH11 Architectural Hardware
'All Glass' Entrance Systems Catalogue

- Architectural Metals
- Door and Sidelite Rails
- Door Closers
- Centre Locks
- Glass Clamps
- Headers and Channels
- Ladder Pulls
- Locking Hardware
- Door Closers and Hinges
- Patch Hardware
- Pivot Door Systems
- Push/Pull Handles
- Sliding and Stacking Glass Door Systems
- Spider Fittings
- Standoff Systems

Catalogues are available to download
or view online at crlaurence.co.uk
or crlaurence.de