

Glass & Glazing

Tools and Accessories



C.R. Laurence is a full service provider of architectural metals, glass fittings, and professional-grade glazing supplies.





CRL serves the glass and construction industry from locations throughout Europe, North America and Australia with a broad portfolio of over 50,000 products .

CRL Manufacturing

In addition to CRL distribution, CRL has been manufacturing high quality glass and glazing products for over 4 decades and has over 1 million square feet of facilities in Los Angeles, where the company's headquarters are located. CRL uses progressive manufacturing processes in services such as engineering, machining, assembly and packaging. CRL is able to produce the highest quality products and the widest selection in the market today.

If there is a product you can't find please let us know

At CRL we have a large capacity for innovating and developing new glass products. We offer over 50,000 products and are always open to new product suggestions.

Contents



Glass Handling

- 6 Vacuum Lifters
- 11 Dollies, Trolleys & Lifting Grabs
- 16 Transport Pads
- 17 Corner Protectors & Protection Film



Silicones, Sealants & Tools

- 20 Sealants & Tools
- 23 Caulking Guns & Accessories
- 26 Setting Blocks & Shims
- 29 Tapes



Mirror Products, Mastics & Adhesives

- 32 Evergrip Adhesives
- 33 Mirror Adhesives & Mastics
- 34 Mirror Mounting Sets
- 37 Mirror Fixings



Cleaning and Surface Protection

- 42 Glass Cleaners & Protection
- 45 Surface Protection
- 48 Squeegees



Glazing Accessories

- 50 Knives
- 52 Cutting Knives
- 53 Replacement Cutting Knife Blades
- 54 Razor Blades & Accessories
- 55 Push Points & Drivers
- 57 General Accessories
- 60 Window Ventilators
- 64 Measuring Equipment
- 66 Electronic Glass Detectors



Glass Hardware

- 70 Shelf & Cabinet Hardware
- 82 Glass Clamps
- 89 Post Railing Systems
- 94 Glass Standoffs
- 100 Hanger Bolts
- 102 U-Channels
- 109 Partition Strips



Protective Screens

- 112 Protective Screens
- 113 Aluminium Partition Posts
- 116 Desktop Design System
- 116 Glass Clamps
- 118 U-Channels
- 120 Speak-Thrus
- 121 Posiglaze System
- 122 Spig-Lite System



Safety - Personal Protection Equipment

- 124 Wrist Guards & Gloves
- 126 Aprons
- 127 Clothing & Handling Laps
- 127 Goggles
- 128 Additional PPE



Glass Cutting

- 132 Glass Cutters & Cutting Wheels
- 140 Cutting Oils
- 141 Edge Deletion Wheels
- 141 Glass Cutting Accessories
- 148 Glass Marking



Glass Processing

- 150 Peripheral Wheels
- 152 CNC Tooling
- 155 Cup Wheels
- 164 Polishing Accessories
- 165 Machine Drills & Blades
- 169 Countersinks
- 171 Drilling/Grinding Accessories
- 171 Dressing Blocks & Sticks
- 172 Coolants & Grinding Additives
- 173 Clean 20 Consumables
- 174 Trizact Discs
- 174 Manual Hand Grinding Pads & Blocks
- 175 Abrasive Belts
- 178 Belt Machines
- 180 Portable Drilling Machines
- 180 Scratch Polishing Machine
- 181 Diamond Cut Out Saw

Further Information

- 183 General Information
- 197 Catalogue Index
- 201 Shipping and Service Information



There are even more products online...

At CRL we offer over 50,000 products, if you can't find what you're looking for in this brochure visit our website at www.crlaurence.co.uk or call us on **00 800 0421 6144**.

Online Ordering



The easiest way to shop at CR Laurence

At crlaurence.co.uk you have 24/7 access to thousands of quality products all just a few clicks away.

With instant access to pricing, stock availability and account information, ordering from CR Laurence has never been easier.

Our home page is regularly updated with the latest offers and newest products so you have the most up to date information at your fingertips.

It's easy to sign up for access to crlaurence.co.uk but if you do need any assistance please call CRL Customer Services on 00 800 0421 6144.



Search our product database



Check pricing



Check stock availability



Order 24/7 at crlaurence.co.uk



Glass Handling

**At CRL, we offer the very best
Glass Handling equipment available
on the market today.**

With Vacuum Lifters, Lifting Frames and
Glass Trollies, our complete range of handling
equipment will ensure you are able to handle
glass around the job site with ease.

**MAXIMUM
PERFORMANCE
MAXIMUM
VALUE**

CRL S338 Sure-Grip 203 mm Vacuum Lifter

- Greatest lifting capacity of any 203 mm pump activated vacuum lifter
- One hand pump and attachment for safety when needed
- Superior "press and pump" attachment feature
- Built-in vacuum loss indicator
- Soft contoured sure-grip handle for comfort
- Sturdy moulded carrying case
- Superior 68 kg lifting capacity



68 kg
safety
factor 3:3


Best seller



**CONVENIENT
VACUUM
INDICATOR**





**SUPERIOR
COMFORT
AND GRIP**










**FAST
RELEASE**












CAT. NO.	DESCRIPTION
 <p>A grey plastic carrying case with a black handle and a black vacuum cup attached to the side. The case has a label with the CRL logo and 'See No. S338'.</p>	<p>CRL S338 Sure-Grip 203 mm Vacuum Lifter</p> <ul style="list-style-type: none"> • Greatest lifting capacity of any 203 mm pump activated vacuum lifter • One hand pump and attachment for safety when needed • Superior "press and pump" attachment feature • Red-line indicator warns user of any vacuum loss • Built-in vacuum loss indicator • Soft contoured sure-grip handle for comfort • Sturdy moulded carrying case • Superior 68 kg lifting capacity
 <p>A blue plastic carrying case with a black handle and a black vacuum cup attached to the side. The case has a label with the CRL logo and 'See No. S109'.</p>	<p>CRL 203 mm Pump-Action Vacuum Lifter For Curved Glass</p> <ul style="list-style-type: none"> • Designed primarily for lifting curved architectural glass • Excellent also for thin, flexible materials • Red-line indicator warns user of any vacuum loss • 56 kg lifting capacity
 <p>A yellow plastic carrying case with a black handle and a black vacuum cup attached to the side. The case has a label with the WPG logo and 'See No. N4000'.</p>	<p>CRL Wood's Powr-Grip® 203 mm ABS Handle Vacuum Cup</p> <ul style="list-style-type: none"> • 203 mm diameter pad • Check valve allows re-pumping without loss of remaining vacuum • Release valve lever permits quick and complete release • Red-line indicator warns user of any vacuum loss • 57 kg lifting capacity
 <p>A black plastic carrying case with a black handle and a black vacuum cup attached to the side. The case has a label with the WPG logo and 'See No. N4950'.</p>	<p>CRL Wood's Powr-Grip® 203 mm Vacuum Cup</p> <ul style="list-style-type: none"> • 203 mm diameter pad • Check valve allows re-pumping without loss of remaining vacuum • Release valve lever permits quick, complete release • Red-line indicator warns user of any vacuum loss • 57 kg lifting capacity • Metal handle

	CAT. NO.	DESCRIPTION
 	W5450	CRL Wood's Powr-Grip® 229 mm Vacuum Cup <ul style="list-style-type: none"> • 229 mm diameter pad • Durable metal handle • Check valve allows re-pumping without loss of remaining vacuum • Release valve lever permits quick and complete release • Red-line indicator warns user of any vacuum loss • 68 kg lifting capacity
 	W6450	CRL Wood's Powr-Grip® 254 mm Vacuum Cup <ul style="list-style-type: none"> • 254 mm diameter pad • Deep, concave pad for easy attachment to curved or irregular non-porous surfaces (Not for use on thin, fragile materials) • Check valve allows re-pumping without loss of remaining vacuum • Release valve lever permits quick and complete release • Red-line indicator warns user of any vacuum loss • 79 kg lifting capacity
	0504	CRL Octopus 70 Single Pad Suction Lifter Pump Action Type <ul style="list-style-type: none"> • 152 mm diameter pad • Includes plastic carrying case • 70 kg lifting capacity
	0505	CRL Octopus 150 Single Pad Suction Lifter Pump Action Type <ul style="list-style-type: none"> • 203 mm diameter pad • Includes plastic carrying case • 150 kg lifting capacity
	05061	CRL Aluminium Single Pad Vacuum Lifter <ul style="list-style-type: none"> • 114 mm diameter pad • Sturdily built traditional design aluminium frame • One-handed operation • 30 kg lifting capacity
	05062	CRL Aluminium Double Pad Vacuum Lifter <ul style="list-style-type: none"> • 114 mm diameter pads • Sturdily built traditional design aluminium frame • Each suction pad operates separately • 60 kg lifting capacity
	05063	CRL Aluminium Triple Pad Suction Lifter <ul style="list-style-type: none"> • 114 mm diameter pads • Sturdily built traditional design aluminium frame • Three suction pads individually operated • 100 kg lifting capacity

	CAT. NO.	DESCRIPTION
	05064	CRL Aluminium Swivel Double Pad Vacuum Lifter <ul style="list-style-type: none"> • 115 mm diameter pads • Movable pads self-adjust to curved glass • Strong, lightweight aluminium • 60 kg lifting capacity
	05061P	CRL Plastic Single Pad Vacuum Lifter <ul style="list-style-type: none"> • 114 mm diameter pad • Lightweight plastic design • One-handed operation • 30 kg lifting capacity
	05062P	CRL Plastic Double Pad Suction Lifter <ul style="list-style-type: none"> • 114 mm diameter pads • Lightweight plastic design • Two individually operated pads • 60 kg lifting capacity
	05063P	CRL Plastic Triple Pad Vacuum Lifter <ul style="list-style-type: none"> • 114 mm diameter pads • Lightweight plastic design • Three individually operated pads • 100 kg lifting capacity
	550	CRL Heavy-Duty Double Vacuum Cup <ul style="list-style-type: none"> • 127 mm diameter vacuum pads are trigger activated • Sturdily built traditional design metal frame • Industry proven design • 56 kg lifting capacity
	911VC	CRL Plastic Double Swivel Vacuum Lifter <ul style="list-style-type: none"> • 114 mm diameter vacuum pads • Movable pads self-adjust to curved glass • Lightweight plastic handle • 60 kg lifting capacity
	VC1230	CRL 54 mm Little Grabber Lifter <ul style="list-style-type: none"> • Single finger handle provides precise control • Makes lifting glass easy • 1.8 kg lifting capacity

	CAT. NO.	DESCRIPTION
	VC3825	CRL 80 mm Knuckle Saver Lifter <ul style="list-style-type: none"> • Double finger design • Comfortable finger handle reduces fatigue • Aids in lifting glass • 4.5 kg lifting capacity
	05065	CRL Tragboy Single Handle Lifting Tong <ul style="list-style-type: none"> • Used in pairs, one either side of the glass plate that is being lifted • The heavier the glass, the more grip that's applied
	TW200	CRL TY Webbing <ul style="list-style-type: none"> • Can be used to secure glass, aluminium tubes, screen doors, or other materials to your glass truck rack • Shrink resistant cotton • High tensile strength • 38 mm wide • Sold by the 61 m roll
	CRL69	CRL All Rubber 153 mm Auto Vacuum Cup <ul style="list-style-type: none"> • The perfect tool for handling curved windshields and backlites • This is a manoeuvring aid and has no specific lifting capacity
 	W6100	CRL 152.4 mm Woods Powr-Grip Vertical Handle Vacuum Cup <ul style="list-style-type: none"> • All metal handle and pump • Handle position is ideal for use with windshields • Red-line indicator warns of low vacuum • 32 kg lifting capacity
	0508	CRL Leather Lifting Sling Lifts <ul style="list-style-type: none"> • Heavy duty leather sling • 85 kg lifting capacity

	CAT. NO.	DESCRIPTION
	GT02	<p>CRL Glasstrax Glass Dolly</p> <ul style="list-style-type: none"> • Self clamping action locks loads up to 50,8 mm thick • One person can load and manoeuvre • Safe glass transport with large 275 kg capacity
		
	GSD2	<p>CRL Self-Locking Dolly</p> <ul style="list-style-type: none"> • Two wheeled self-locking slab dolly • Ideal for moving glass panels • Protects against chipping • Overall length of the 'V' channel: 508 mm • Inside width of the channel: 102 mm • 399 kg load capacity
	GSD1	<p>CRL Camber Glass Dolly</p> <ul style="list-style-type: none"> • Ideal for moving lites of glass • Protects against chipping • Overall length of the channel: 508 mm • Inside width of the channel: 79,3 mm • 275 kg load capacity

CAT. NO.		DESCRIPTION
	GSD3	CRL Four Wheel Glass Dolly <ul style="list-style-type: none">• Four wheels for extra stability while transporting liters of glass• Vulcanised rubber frame to protect the glass• Overall length of the channel: 508 mm• Inside width of the channel: 79.3 mm• 320 kg load capacity
	ATD1	CRL All Terrain Dolly <ul style="list-style-type: none">• Ideal for moving heavy glass panels around the job site• Goes where other glass dollies won't• Built-In 203 mm Wood's™ Powr-Grip® Vacuum Cup• Includes a set of our RB200 Roller Blocks• Exclusive to CRL• Frame in solid aluminium• 181 kg load capacity 
	RB200	CRL Roller Blocks <ul style="list-style-type: none">• Roller design lets you rotate heavy glass panels with ease• Turn them over to use as resting blocks• Rubber base ensures traction
	5940	CRL Lifting Grab <ul style="list-style-type: none">• Glass sheet lifting pincer grab• Capable of lifting individual glass sheets between 3 mm to 18 mm thickness• Operated by over head crane• 500 kg lifting capacity
	13063 915 mm 13065 1,524 mm 13066 1,829 mm	CRL Plate Glass Dolly <ul style="list-style-type: none">• Caster design allows turn-on-a-penny manoeuvring• Felt pads cushion loads• Three available lengths• 159 kg capacity

CAT. NO.	DESCRIPTION
 <p>2401280 1,219 mm</p> <p>2401281 1,829 mm</p>	<p>CRL Heavy-Duty Steel Frame Glass Dolly</p> <ul style="list-style-type: none"> • Sturdy steel construction • Two sizes available • Large pneumatic tyres • 227 kg capacity
 <p>GG1 100 kg capacity</p> <p>GG2 200 kg capacity</p>	<p>CRL Single Grip Glass Grippers</p> <ul style="list-style-type: none"> • Aids in lifting large sheets of glass • Reduces hand fatigue • Serrated surface pads hold tightly without slipping or damaging the surface • The heavier your material, the harder the grip gets
 <p>500102</p>	<p>CRL Carrymate® Non-Slip Grips</p> <ul style="list-style-type: none"> • Each grip can lift up to 100 kg • Capacity 0 mm to 80 mm • Sturdy lightweight alu-construction • Non-slip guaranteed for all material thickness • Self-adjusting clamp system • Protect your hands, prevent back strain and improve productivity • Comes with replaceable rubber pads and a plastic protective sleeve along the cushioned handle which prevents damage to the carried load
 <p>0745</p>	<p>CRL Winbag Inflatable Wedging Tool</p> <ul style="list-style-type: none"> • Used when installing windows and doors • One person can handle adjusting and fastening large windows • No scratching or bruising, the soft airbag protects frame and wall • Easy and precise adjusting • Sold per box of four • Load capacity 100 kg
 <p>0553</p>	<p>CRL Carrymate® Door Lifter</p> <ul style="list-style-type: none"> • For the installation of doors, fire doors, windows, furniture, dry walls, partitions, etc • Integrated tilt compensating lever • A rubber pad is included so no glass-to-metal contact is made when working with glass panels. • Easy foot operation; lifts, swivels, and lowers doors weighing up to 120 kg



Lifting Frames

CAT. NO.

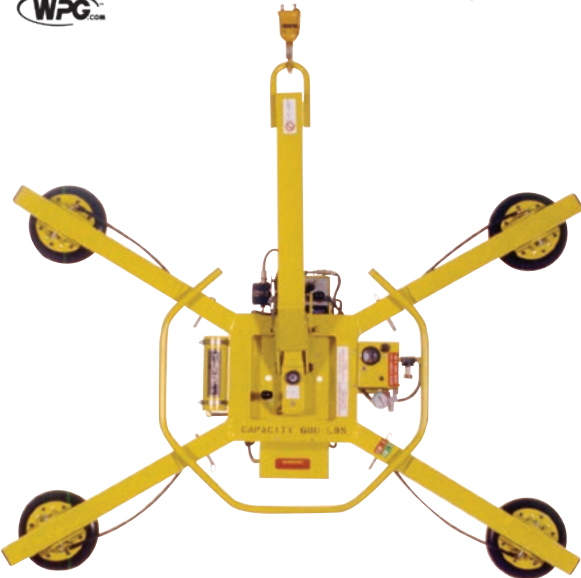
DESCRIPTION

EUMRT411LDC3

CRL Wood's Powr-Grip® Vacuum Lifting Frame

- Four 280 mm diameter lipped pads
- High holding strength and safe to use due to the dual-circuit suction system
- Full 360° rotation with tilt from any position
- Locks in place every quarter turn
- 12V DC
- Cord-free operation with on-board gel cell battery
- Three configurations all from the same unit
- Dual vacuum system
- 320 kg lifting capacity

Can be used with remote control EUW95729BM
Get specifications online at crlaurence.co.uk



Call Technical Sales on 00 800 0421 6144
for guidance on this product

CAT. NO.

DESCRIPTION



EUP11104DCO

CRL Wood's Powr-Grip® Single Channel D.C. Vacuum Lifting Frame

- Four 280 mm diameter lipped pads
- High holding strength and safe to use due to the dual-circuit suction system
- 180° edgewise rotation
- 90° tilt, vertical to flat
- 12V DC
- Automatic 'self-test' function ensures that the cups are safely loaded
- New coloured display shows at first glance when a dangerous situation is detected
- Warns of danger with clear visual and audible signals
- Smart-power-management enables a long lasting battery in a single charge
- Continued monitoring of the battery indicates when the battery level becomes too low
- Multi-stage alarm system assesses the risks in dangerous situations
- 320 kg lifting capacity

Can be used with remote control EUW94117BM


Call Technical Sales on 00 800 04216144
for guidance on this product



EUMRTA811LDC3
Lifter

EUW59906
Radio remote

53007
Shipping case



SPARE PARTS AVAILABLE

CRL Wood's Powr-Grip® Vacuum Lifting Frame with 635 kg Lifting Capacity

- Eight 280 mm diameter lipped pads
- High holding strength and safe to use due to the dual-circuit suction system
- Three configurations all from the same unit
- Load movement: manual rotation 360° edgewise with automatic locking at each 1/4 revolution, assisted with manual tilt 90° between upright and flat
- 12V DC
- Automatic 'self-test' function ensures that the cups are safely loaded
- New coloured display shows at first glance when a dangerous situation is detected
- Warns of danger with clear visual and audible signals
- Smart-power-management enables a long lasting battery in a single charge
- Continued monitoring of the battery indicates when the battery level becomes too low
- Multi-stage alarm system assesses the risks in dangerous situations
- 635 kg lifting capacity

Can be used with remote control EUW59906
Get specifications online at crlaurence.co.uk

Call Technical Sales on 00 800 04216144
for guidance on this product









G3370






CRL Wood's 11" Lifting Frame Replacement Vacuum Pad

- Replacement vacuum pad for the most popular CRL Wood's Vacuum Lifting Frames
- Made from the same high quality rubber as the original

Transport Pads ▼

	CAT. NO.	DESCRIPTION
	1407E 1,000 Roll 22 mm x 19 mm x 4 mm	CRL Blue Transport Pads <ul style="list-style-type: none"> • Medium density • Low-tack, pressure sensitive, adhesive • Leaves no adhesive residue or ghosting marks
	 1407LOG10 10,000 Roll 24 mm x 19 mm x 4 mm 1407LOG20 20,000 Roll 21 mm x 18 mm x 4 mm Best seller	CRL Blue Transport Pads <ul style="list-style-type: none"> • Medium density • Low-tack, pressure sensitive, adhesive • Leaves no adhesive residue or ghosting marks
	1407R2MM 10,000 Roll 25 mm x 19 mm x 2 mm	CRL Red Transport Pads <ul style="list-style-type: none"> • Only 2 mm thick but highest density of all pads 600 kgs/M³ • Low-tack, pressure sensitive, adhesive • U.V. and temperature resistant
	1407R4MM 10,000 Roll 25 mm x 19 mm x 4 mm	
	1407R4MM5025 1,000 Roll 50 mm x 25 mm x 4 mm	
	1407R4MM50S 500 Roll 50 mm x 50 mm x 4 mm	
	1407G4MM 20,000 Roll 25 mm x 19 mm x 4 mm	CRL Green Transport Pads <ul style="list-style-type: none"> • Same density and spec as 1407R4MM but green in colour • Used for protecting and transporting thicker, heavier, and/or coated glass • Low tack pressure sensitive adhesive
	1407W25 1,000 Pack - 19 mm x 19 mm x 2.5 mm	CRL Cork Transport Pads <ul style="list-style-type: none"> • Very popular in mainland Europe • Cost-effective option to PVC • Thin foam underside using the same single-sided adhesive coating technology as the PVC foam pads • Offer excellent high-compression resistance
	1407B 1,000 Pack - 19 mm x 19 mm x 4.5 mm	
	1407BA1 4,000 pack - 24 mm x 24 mm x 10 mm	
	FEP515 500 m	CRL Foam Edge Protection <ul style="list-style-type: none"> • Width 30 mm • Length: 1,950 mm

Corner Protectors & Protection Film ▼

	CAT. NO.	DESCRIPTION
 <div>Bulk Buy</div>	1,000 pack 1463004K 4 mm 1463006K 6 mm 1463008K 8 mm 1463010K 10 mm 1463012K 12 mm 1463020K 20 mm	Corner Protectors <ul style="list-style-type: none"> • Designed to protect glass and mirror edges during shipping, handling or storing • Will not scratch or damage glass or mirror surfaces and they help protect large cut-offs from breakage or becoming scrap • Protectors are reusable, they simply slide on and off
	250 pack 1464004B 4 mm 1464006B 6 mm 1464008B 8 mm 1464010B 10 mm 1464012B 12 mm 1464020B 20 mm	
	100 pack 1563004 4 mm 1563006 6 mm 1563008 8 mm 1563010 10 mm 1563012 12 mm 1563020 20 mm	
	ACP14 6 mm ACP516 8 mm ACP38 10 mm ACP12 12 mm ACP58 16 mm	CRL Coloured Armoured Corner Protectors <ul style="list-style-type: none"> • For five different glass thicknesses • Sturdy, reusable corners absorb impact when glass is bumped or dropped • A small investment can save expensive glass and help prevent costly accidents
	21S600B 600 mm x 1,000 m 21S1200B 1,200 mm x 1,000 m 21S1500B 1,500 mm x 1,000 m 21S1800B 1,800 mm x 1,000 m	CRL Surface Protection Film <ul style="list-style-type: none"> • 40 micron • Blue • Adhesive free • No residue • Static hold • Prevents scratches
	21075 500 mm x 50 m 210755 600 mm x 50 m	CRL Polyester Safety Laminating Film <ul style="list-style-type: none"> • Sold by the roll • Yellow release liner
 <div>Multi-Use</div>	CB1PK Pack of 1,000 CB1PK200 Pack of 200	CRL Clear Protective Bumpads <ul style="list-style-type: none"> • Use on cabinet doors, desk tops, and glass table tops • Protect glass tops from scratching • Simply peel and stick • Bottom diameter: 12.7 mm • Top diameter: 11.1 mm • Height: 3.2 mm

Online Ordering



The easiest way to shop at CR Laurence

At crlaurence.co.uk you have 24/7 access to thousands of quality products all just a few clicks away.

With instant access to pricing, stock availability and account information, ordering from CR Laurence has never been easier.

Our home page is regularly updated with the latest offers and newest products so you have the most up to date information at your fingertips.

It's easy to sign up for access to crlaurence.co.uk but if you do need any assistance please call CRL Customer Services on 00 800 0421 6144.



Search our product database



Check pricing



Check stock availability



Order 24/7 at crlaurence.co.uk



Silicones, Sealants & Tools







CRL has a wide range of industry leading silicone sealants, suitable for shower rooms or the construction environment.

CRL also supply Caulking Guns, Glazing Tapes and many other Sealant Accessories, providing you with the complete package for your business.







High Quality, Great Value Sealants ▼

	CAT. NO.	DESCRIPTION
 NEW	CRLNCSC Clear CRLNCSBL Black CRLNC SW White	CRL Neutral Cure Construction Silicone <ul style="list-style-type: none">• Neutral cure, low modulus silicone• Versatile sealant• Cures under the influence of humidity to form a durable elastic rubber seal• Specifically developed for durable elastic sealing of expansion joints in concrete, brickwork, curtain wall constructions, kitchens, bathrooms, showers, industrial applications and glazing systems• UV, water, weather and mould resistant• Available in clear, black and white• 300 ml cartridge• 12 per case
 Best Seller	EURTV408C Clear EURTV408W White EURTV408BL Black EURTV408G Grey EURTV408A Anthracite	CRL Neutral Cure Low Modulus Silicone - High Grade 100% Silicone Formula <ul style="list-style-type: none">• Low odour, neutral cure formula• Compatible with insulating glass glazing• Excellent adhesion to most surfaces• Low modulus• High quality formula - low shrinkage• 300 ml cartridge• 12 per case
 Anti-Mould Shower Sealant	EU33SC Clear	CRL Shower Sealant <ul style="list-style-type: none">• Acetic cure formula• High modulus• Anti-mould• 300 ml cartridge• 12 per case









CAT. NO.	DESCRIPTION
<p data-bbox="571 286 651 315">EUCCS</p> 	<p data-bbox="906 286 1177 315">CRL Crystal Clear Silicone</p> <ul data-bbox="906 322 1517 434" style="list-style-type: none"> • Acetic cure • High clarity when cured • Applications include shower enclosures and speciality glass assemblies • 310 ml cartridge • 12 per case
<p data-bbox="571 633 638 663">WCS1</p>  <p data-bbox="507 801 687 831">Optically Clear</p>	<p data-bbox="906 633 1158 663">CRL Water Clear Silicone</p> <ul data-bbox="906 669 1525 781" style="list-style-type: none"> • Optically clear when cured • Applications include shower enclosures and speciality glass assemblies • Water clear formulation for sealing glass-to-glass, glass-to-tile, and glass to U-Channel • 305 ml cartridge
<p data-bbox="571 981 695 1039">995BL Black 995W White</p>  <p data-bbox="515 1144 743 1189">For Structural and Protective Glazing</p>	<p data-bbox="906 981 1430 1010">CRL Dow Corning® 995 Silicone Structural Adhesive</p> <ul data-bbox="906 1016 1477 1151" style="list-style-type: none"> • Neutral cure • Designed specifically for structural and protective glazing • Self-priming to most common building substrates, including most fluoropolymer-based paints • 305 ml cartridge • 12 per case
<p data-bbox="571 1317 659 1346">CRL15W</p> 	<p data-bbox="906 1317 1433 1346">CRL15W White Premium Grade Acrylic Latex Caulk</p> <ul data-bbox="906 1352 1390 1420" style="list-style-type: none"> • Paintable and easily cleaned with soap and water • Odourless and adheres to all common interior substrates • 25 year life expectancy
 <p data-bbox="571 1666 715 1724">KW25 11.3 kg KW50 22.7 kg</p> <p data-bbox="475 1899 608 1928">Best Seller</p>	<p data-bbox="906 1666 1254 1695">CRL Kwixset® Expanding Cement</p> <ul data-bbox="906 1702 1406 1836" style="list-style-type: none"> • Suitable for exterior and interior applications • Great for setting core mount stanchions for vertical posts • Fast setting, will not shrink or crack when used as directed • CRL recommends consulting with the glass fabricator prior to wet setting laminated tempered glass • Easy to install







	CAT. NO.	DESCRIPTION
	55BSS	CRL Sealant Finishing Tool <ul style="list-style-type: none">• Lightweight and flexible, simplifies tooling of sealants• Titanium catalyst material will not stick to silicone or other sealants• 83 mm x 89 mm x 5 mm
	NC594	CRL Nozzle Cutter <ul style="list-style-type: none">• Use on all plastic cartridges to cut nozzle tip and threaded tip then cut the nozzle tip to the desired opening size at the proper angle
	CRL216HWS CRL216H Handle only	CRL Stick Handle with Chisel End Stick Tool <ul style="list-style-type: none">• Comfortable grip handle can be used with either tapered end or chisel end stick tool• Provides more leverage for scraping• Uses CRL220
	CRL216 Tapered CRL220 Chiselled	CRL Plastic Stick Tool <ul style="list-style-type: none">• A very popular tool with virtually limitless uses• Ideal for tooling freshly applied sealants, pushing vinyl into window channels, mixing paint and setting or removing glass from rubber gaskets• Made of special high strength, flexible plastic• CRL216 tapered on both ends• CRL220 tapered and chisel end on one tool• Stick handle available, CRL216H
	LRC35	CRL Nozzle Caps <ul style="list-style-type: none">• For capping tubes of sealant, caulk, wood glue, paint, etc• Economical and reusable• Reduces sealant waste• Seal out air and dirt to preserve the quality of the remainder of the sealant• 35 caps per package
		

Caulking Guns ▼



	CAT. NO.	DESCRIPTION
	ER3	CRL Standard Smooth Rod Caulking Gun <ul style="list-style-type: none"> • Thumb pressure release button • Perfect for low viscosity materials
	GA1202	CRL Nylon Strap Frame Caulking Gun <ul style="list-style-type: none"> • Smooth rod • Lightweight, yet durable
	GA1203	CRL 12:1 Ratio Strap Frame Caulking Gun <ul style="list-style-type: none"> • Holds standard caulking cartridges • Best choice for low to medium viscosity materials • Instant pressure release to prevent run-on
	GA1204	CRL Metal Strap Frame Caulking Gun <ul style="list-style-type: none"> • Smooth rod with thumb release • Popular strap frame design
	WG41004	CRL Cox Chilton 12 to 1 Ratio Deluxe Strap Frame Caulking Gun <ul style="list-style-type: none"> • Our most popular model • Holds standard caulking cartridges
	0744K	CRL Skeleton Caulking Gun "Kennet" <ul style="list-style-type: none"> • A low cost hand operated gun • For use with 310 ml cartridge

Best Seller








	CAT. NO.	DESCRIPTION
	GA1205	CRL 381 mm Sausage and Cartridge Caulking Gun <ul style="list-style-type: none"> • Converts for gunning sausage packs or cartridges • Includes plastic cone nozzle • Lightweight aluminium barrel
	WG410042T	CRL Cox 26:1 Ratio Ascot Strap Frame Caulking Gun <ul style="list-style-type: none"> • Effortless dispensing of high viscosity sealants • Case-hardened working parts with a contoured handle and trigger design to make this gun the ultimate for dispensing high viscosity sealants
	EZ1010	CRL E.Z.D. Glazer De-Glazing Tool <ul style="list-style-type: none"> • Aids in the de-glazing of glass installed with silicone, foam tapes, butyl tapes and other flexible materials • Blade lays flat on the glass and slides into the glazing pocket • Extremely simple-to-use
	EZ1022	Screw-On Replacement Blade - New Style E.Z.D. Glazer Tool <ul style="list-style-type: none"> • Replacement blade for EZ1010 De-Glazing tool
	EZ10G	CRL E.Z.D. Glazer Tool Replacement Hand Guard <ul style="list-style-type: none"> • Easy-to-replace broken or worn out guards • Protects user from cuts
 	WT2000 De-glazing tool WT2001 Right hand Replacement blade WT2002 Left Hand Replacement blade	CRL Window De-Glazing Tool <ul style="list-style-type: none"> • Provides extra leverage to remove glass safely and easily • Extremely durable all-aluminium construction • Adaptable for right or left handed users
	FCR1	CRL Face Cap Remover <ul style="list-style-type: none"> • For lifting and setting plate glass • Helps prevent lifting related injuries • Aids in storefront window installation • Width: 273 mm

CAT. NO.	DESCRIPTION
  	<p>EF14C 6.3 mm diameter EF38C 9.5 mm diameter EF12C 12.7 mm diameter EF58C 16 mm diameter EF34C 19 mm diameter EF1C 25 mm diameter EF114C 32 mm diameter</p> <p>CRL Closed Cell Backer Rod</p> <ul style="list-style-type: none"> • Compatible with all cold-applied sealants • Allows easy control of sealant application thickness • Won't adhere to sealants; no bond breaker needed • Becomes an integral part of the joint into which it is installed • 30.5 m roll length
	<p>SBRR</p> <p>CRL Backer Rod Roller</p> <ul style="list-style-type: none"> • Unique roller design that allows fast and easy installation of backer rod in joints from 6 mm to 25 mm • Controls proper depth to ensure uniformity • Lightweight aluminium handle
	<p>1044017 5 mm x 9.5 mm 1044018 6.3 mm x 9.5 mm 1044021 11 mm x 12.5 mm 1044022 8 mm x 12.5 mm 1044025 8 mm x 25.4 mm 1044026 19 mm x 25.4 mm</p> <p>CRL Sticker-Tite Self Sealing Closed Cell Sponge Rubber</p> <ul style="list-style-type: none"> • Self-sealing closed cell sponge rubber with adhesive on one side • Available in a variety of thicknesses and widths
	<p>98418X38BL Black 9.5 mm wide 98418X12BL Black 12.7 mm wide 98418X34BL Black 19 mm wide 98418X1BL Black 25 mm wide</p> <p>CRL Double Sided Foam Glazing Tape</p> <ul style="list-style-type: none"> • Excellent adhesion to wood, vinyl (rigid PVC), aluminium, and glass • Superior resistance to weathering, oxidation, and UV exposure • Meets AAMA 810.1 certification • Aggressive adhesive • Service temperatures range from -40°C to 82°C • Available in black, grey and white • 3.2 mm thick, 30 m length

Setting Blocks & Shims ▼

	CAT. NO.	DESCRIPTION
	KK201 100 mm x 20 mm x 1 mm White	CRL Plastic Glazing Blocks <ul style="list-style-type: none"> • Colour coded for easy selection by size • Spacers • Polypropylene material is extremely durable • 1,000 of one size per box
	KK202 100 mm x 20 mm x 2 mm Blue	
	KK203 100 mm x 20 mm x 3 mm Red	
	KK204 100 mm x 20 mm x 4 mm Yellow	
	KK205 100 mm x 20 mm x 5 mm Green	
	KK206 100 mm x 20 mm x 6 mm Black	
	KK221 100 mm x 22 mm x 1 mm White	
	KK222 100 mm x 22 mm x 2 mm Blue	
	KK223 100 mm x 22 mm x 3 mm Red	
	KK224 100 mm x 22 mm x 4 mm Yellow	
	KK225 100 mm x 22 mm x 5 mm Green	
	KK226 100 mm x 22 mm x 6 mm Black	
	KK241 100 mm x 24 mm x 1 mm White	
	KK242 100 mm x 24 mm x 2 mm Blue	
	KK243 100 mm x 24 mm x 3 mm Red	
	KK244 100 mm x 24 mm x 4 mm Yellow	
	KK245 100 mm x 24 mm x 5 mm Green	
	KK246 100 mm x 24 mm x 6 mm Black	
	KH802 80 mm x 8 mm x 2 mm Red	CRL Wood Glazing Blocks <ul style="list-style-type: none"> • Spacer blocks of impregnated wood • 100 of one size per box
	KH803 80 mm x 8 mm x 3 mm Green	
	KH804 80 mm x 8 mm x 4 mm Yellow	
	KH805 80 mm x 8 mm x 5 mm Blue	
	KH806 80 mm x 8 mm x 6 mm Black	
	KH202 80 mm x 20 mm x 2 mm Red	
	KH203 80 mm x 20 mm x 3 mm Green	
	KH204 80 mm x 20 mm x 4 mm Yellow	
	KH205 80 mm x 20 mm x 5 mm Blue	
	KH206 80 mm x 20 mm x 6 mm Black	
	KH221 80 mm x 22 mm x 1 mm Natural	
	KH222 80 mm x 22 mm x 2 mm Red	
	KH223 80 mm x 22 mm x 3 mm Green	
	KH224 80 mm x 22 mm x 4 mm Yellow	
	KH225 80 mm x 22 mm x 5 mm Blue	
	KH226 80 mm x 22 mm x 6 mm Black	
	KH241 80 mm x 24 mm x 1 mm Natural	
	KH242 80 mm x 24 mm x 2 mm Red	
	KH243 80 mm x 24 mm x 3 mm Green	
	KH244 80 mm x 24 mm x 4 mm Yellow	
	KH245 80 mm x 24 mm x 5 mm Blue	
	KH246 80 mm x 24 mm x 6 mm Black	
	KH302 80 mm x 30 mm x 2 mm Red	
	KH303 80 mm x 30 mm x 3 mm Green	
	KH304 80 mm x 30 mm x 4 mm Yellow	
	KH305 80 mm x 30 mm x 5 mm Blue	
	KH306 80 mm x 30 mm x 6 mm Black	

	CAT. NO.	DESCRIPTION
	SB586 25.4 mm x 12 mm x 10 mm	CRL Neoprene Setting Blocks <ul style="list-style-type: none"> • The preferred method for centering and cushioning glass • 80 durometer hardness • Special sizes and hardness available • 100, 1,000 or 5,000 per package
	SB569 51 mm x 6 mm x 1.6 mm	
	SB568 51 mm x 6 mm x 3 mm	
	SB567 51 mm x 6 mm x 6 mm	
	SB560 51 mm x 10 mm x 3 mm	
	SB559 51 mm x 10 mm x 4.8 mm	
	SB566 51 mm x 10 mm x 6 mm	
	SB561 51 mm x 12 mm x 1.6 mm	
	SB562 51 mm x 12 mm x 3 mm	
	SB563 51 mm x 12 mm x 6 mm	
	SB564 51 mm x 12 mm x 10 mm	
	SB565 51 mm x 12 mm x 12 mm	
	SB534SP 51 mm x 19 mm x 1.6 mm	
	SB582 51 mm x 22 mm x 4.8 mm	
	SB587 51 mm x 25 mm x 1.6 mm	
	SB583 51 mm x 25 mm x 3 mm	
	SB584 51 mm x 25 mm x 6 mm	
	SB585 51 mm x 25 mm x 10 mm	
	SB596 102 mm x 6 mm x 1.6 mm	
	SB570 102 mm x 6 mm x 3 mm	
	SB572 102 mm x 10 mm x 6 mm	
	SB571 102 mm x 11 mm x 4.8 mm	
	SB578 102 mm x 12 mm x 1.6 mm	
	SB580 102 mm x 12 mm x 6 mm	
	SB581 102 mm x 12 mm x 12 mm	
	SB579 102 mm x 13 mm x 3 mm	
	SB573 102 mm x 16 mm x 6 mm	
	SB574 102 mm x 19 mm x 3 mm	
	SB575 102 mm x 19 mm x 6 mm	
	SB589 102 mm x 22 mm x 4.8 mm	
	SB588 102 mm x 22 mm x 6 mm	
	SB576 102 mm x 25 mm x 3 mm	
	SB577 102 mm x 25 mm x 6 mm	
	SB590 102 mm x 28.5 mm x 1.6 mm	
	SB591 102 mm x 28.5 mm x 3 mm	
	SB592 102 mm x 28.5 mm x 6 mm	
	SB593 102 mm x 28.5 mm x 10 mm	
	SB594 102 mm x 28.5 mm x 12 mm	
	SB595 102 mm x 28.5 mm x 16 mm	
	0737 3 mm Thick	CRL Setting Blocks <ul style="list-style-type: none"> • Sold by the kilo • Made of plastic • 10 mm wide x 30 mm long
	0738 4 mm Thick	
	0739 5 mm Thick	

	CAT. NO.	DESCRIPTION
 <p>Best Seller</p>	<p>PSB040 1 mm x 6 mm x 50 mm</p> <p>PSB080 2 mm x 6 mm x 50 mm</p> <p>PSB125 3 mm x 6 mm x 50 mm</p> <p>PSB156 4 mm x 6 mm x 50 mm</p> <p>PSB250 6 mm x 6 mm x 50 mm</p> <p>PSB375 9 mm x 6 mm x 50 mm</p>	<p>CRL Clear Plastic Setting Blocks</p> <ul style="list-style-type: none"> • Barely visible blocks are great for use in shower installations • 80±5 durometer hardness • Widely used in frameless shower installations
	<p>BWCS8 Case of 288</p>	<p>CRL Plastic Shims</p> <ul style="list-style-type: none"> • New technology in tapered shims • Snaps four times easier and cleaner than traditional wood • 35% better load support than traditional wood
	<p>KRS16 1.6 mm x 89 mm</p> <p>KRS26 1.6 mm x 105 mm</p>	<p>CRL Shimstack Shims</p> <ul style="list-style-type: none"> • Adjustable in thickness and length with just a snap • Installation tab makes insertion easy • Individual shims snap off for the perfect thickness and length every time • Choose the desired thickness from 1.5 mm to 25.4 mm
	<p>PHS6 Blue 1.6 mm</p> <p>PHS8 Red 3.2 mm</p> <p>PHS4 Black 6 mm</p>	<p>CRL Plastic Horseshoe Shims 51 mm</p> <ul style="list-style-type: none"> • Colour coded for convenience • Simplifies all levelling requirements • Packed in convenient sleeves and tubs • Economical • Three standard lengths
	<p>PHS26 Blue 1.6 mm</p> <p>PHS28 Red 3.2 mm</p> <p>PHS24 Black 6 mm</p>	<p>CRL Plastic Horseshoe Shims 76 mm</p> <ul style="list-style-type: none"> • Colour coded for convenience • Simplifies all levelling requirements • Packed in convenient sleeves and tubs • Economical • Three standard lengths
	<p>PHS16 Blue 1.6 mm</p> <p>PHS18 Red 3.2 mm</p> <p>PHS14 Black 6 mm</p>	<p>CRL Plastic Horseshoe Shims 89 mm</p> <ul style="list-style-type: none"> • Colour coded for convenience • Simplifies all levelling requirements • Packed in convenient sleeves and tubs • Economical • Three standard lengths
	<p>AHS66 1.6 mm</p> <p>AHS68 3.2 mm</p> <p>AHS64 6.3 mm</p>	<p>Aluminium Horseshoe Shims 76 mm</p> <ul style="list-style-type: none"> • For use when installation of plastic shims is restricted by building codes • Won't compress under heavy aluminium base shoe • 6061-T6 aluminium alloy

Tapes ▼

	CAT. NO.	DESCRIPTION
	<p>4.7 mm thickness, 12.7 mm width</p> <p>71024G1 Black / Bronze</p> <p>71024R1 Aluminium</p>	<p>CRL Tremco® 440 Butyl Architectural Tape</p> <ul style="list-style-type: none"> • Superior weather resistance • 100% solids content • Forms a watertight seal to prevent water infiltration • Highly adhesive • Adaptable to many different types of glazing systems • 7.6 m roll length
	<p>6 mm thickness, 12.7 mm width</p> <p>71029D1 Black Bronze</p> <p>71029G1 Aluminium</p>	
	<p>Length 30.5 m, thickness 3 mm</p> <p>74418X14BL 6 mm width 74418X1BL 25 mm width</p> <p>74418X38BL 10 mm width 74418X112BL 38 mm width</p> <p>74418X12BL 12 mm width 74418X2BL 51 mm width</p> <p>74418X34BL 19 mm width</p>	<p>CRL Black Single Sided Foam Glazing Tape</p> <ul style="list-style-type: none"> • Excellent adhesion to wood, vinyl (rigid PVC), aluminium, and glass • Superior resistance to weathering, oxidation, and UV exposure • Meets AAMA 810.1 certification • Aggressive adhesive • Service temperature range from -40°C to 82°C
	<p>Length 15.2 m, thickness 6.4 mm</p> <p>74814X12BL 12 mm width 74814X112BL 38 mm width</p> <p>74814X34BL 19 mm width 74814X2BL 51 mm width</p> <p>74814X1BL 25 mm width</p>	
	<p>3802 Clear</p>	<p>CRL Carton Sealing Tape</p> <ul style="list-style-type: none"> • Pressure-sensitive, premium grade polypropylene film • Extra sticky for ease of application • The high tensile strength will help keep packages together when subjected to even the most abusive handling
	<p>40312 12.7 mm 403112 38 mm</p> <p>40334 19 mm 4032 51 mm</p> <p>4031 25 mm 4033 76.2 mm</p>	<p>CRL Multi-Purpose Masking Tape</p> <ul style="list-style-type: none"> • Economical with hundreds of uses • Six convenient widths • High quality adhesive • 55 m roll length
	<p>V63W 6 mm wide x 3 mm thick</p> <p>V64W 6 mm wide x 4 mm thick</p> <p>V93W 9 mm wide x 3 mm thick</p> <p>V94W 9 mm wide x 4 mm thick</p> <p>V122W 12 mm wide x 25 mm thick</p> <p>V123W 12 mm wide x 3 mm thick</p> <p>V124W 12 mm wide x 4 mm thick</p> <p>V125W 12 mm wide x 5 mm thick</p>	<p>CRL Glazing Tape</p> <ul style="list-style-type: none"> • Self-adhesive polyethylene • White • Also available in black • Sold by the 2 m roll

Fast, strong and simple to use...

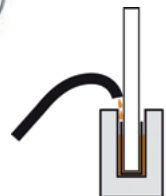
CRL Kwixset® Expanding Cement

Kwixset is a fast-setting, waterproof hydraulic expansion cement. It mixes with water, initially sets within 15 minutes, and within one hour sets stronger than concrete. Great for patching concrete and brick, and anchoring bolts, screws, balustrades, gates, fencing, railings and more.

Kwixset is not affected by standing water making it ideal for exterior use. It will not shrink, crack or dry out making it ideal to set railings, brackets and other fixtures.

CRL Kwixset Expanding Cement is a grey hydraulic type cement that expands as it sets, and is specially formulated to produce exceptional strength and bonding qualities. Kwixset pours into place smoothly when mixed with water. Sets within 15 to 20 minutes, and when fully cured develops compression strengths in excess of 8000 pounds per square inch.

- Suitable for exterior and interior applications
- Great for setting core mount stanchions for vertical posts
- Fast setting, will not shrink or crack when used as directed
- CRL recommends consulting with the glass fabricator prior to wet setting laminated tempered glass
- Easy to install



KWX25 11.3 kg

KWX50 22.7 kg

Best Seller



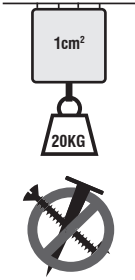


Mirror Products, Mastics & Adhesives

CRL offers a complete range of Mirror Products, Mastics and Adhesives all at fantastic prices.

We are the one-stop-shop for all your bathroom hardware needs.

CRL evergrip™ Adhesives ▼

	CAT. NO.	DESCRIPTION
	EG310	<p>CRL eg310 evergrip™ Mirror Adhesive</p> <ul style="list-style-type: none">• Extra fast grab mirror adhesive• Extra strong holding capacity• Fast curing, with skin formation in about five minutes• Adhesion to almost all surfaces• Low VOC, solvent free, low odour• 310 ml cartridge• Recommended to be used with CRL mirror mounting tapes- see page 39 <p>Please refer to instruction guidelines, see crlaurence.co.uk</p>
	EG310ULTRA	<p>CRL eg310ULTRA Complete Adhesive</p> <ul style="list-style-type: none">• MS polymer based• Super-fast bonding of mirrors, glass, wood, composite panels, and metal, to a range of substrates• Neutral curing and odourless• Cures with atmospheric moisture• Free of silicone and isocyanides• 1cm² has a 20 kg holding capacity• 290 ml cartridge• Recommended to be used with CRL mirror mounting tapes- see page 39 <p>Please refer to instruction guidelines, see crlaurence.co.uk</p>
	White Colour	<div><p>1cm²</p><p>20KG</p></div> <p>Features Exceptionally High Levels Of Adhesion And Instant Grab</p>







Mirror Adhesives and Mastics ▼


	CAT. NO.	DESCRIPTION
	EGMSF1X White Colour	CRL MS Polymer Mirror Fix <ul style="list-style-type: none">• High quality professional mirror and painted glass adhesive developed with MS Polymer hybrid technology• Adheres without the use of primer to most non-porous substrates• Free of isocyanates, solvents, silicones and plasticiser• No shrinkage• UV, water, weather and mould resistant• Mirrors should be mechanically supported while the adhesive is curing• 290 ml cartridge• 12 per case
	GN100E Tan Colour	CRL Gunther Ultra/Bond Mastic <ul style="list-style-type: none">• Fast permanent bond• Will compress to 0.8 mm for mirror overlays• Can build up to 19 mm for uneven surfaces• 299 ml cartridge
	GN4	CRL Gunther Seal-Kwik Mirror Edge Sealant <ul style="list-style-type: none">• Protects mirror edges from "black edge"• Easy application with sponge-dauber top• Built-in applicator top• Dries clear, and will not yellow or crack with age• 118 ml cartridge

Mirror Mounting Sets ▼



CAT. NO.	DESCRIPTION	
<p>P19ED08 0.8 m² Mirror Surface</p> <p>P19ED16 1.6 m² Mirror Surface</p> <p>P19ED26 2.6 m² Mirror Surface</p>	<p>CRL ED Series Mirror Mounting Set</p> <ul style="list-style-type: none">• Press button mirror mounting set including eccentric discs, press buttons, mirror plates, self-adhesive pads, screws, and wall plugs• Easy installation• Fixings hidden from sight• Suitable for mirror surfaces up to 0.8 m², 1.6 m², and 2.6 m²• Suitable for wet rooms <p>Each set includes: P19ED08/P19ED16: 2 each eccentric discs, 2 each press buttons, 2 each mirror plates. P19ED26: 3 each eccentric discs, 2 each press buttons, 3 each mirror plates.</p>	
<p>P19ED08</p>	<p>P19ED16</p>	<p>P19ED26</p>
<p>P19EM08 0.8 m² Mirror Surface</p> <p>P19EM16 1.6 m² Mirror Surface</p> <p>P19EM26 2.6 m² Mirror Surface</p>	<p>CRL EM Series Mirror Mounting Set</p> <ul style="list-style-type: none">• Magnet mirror mounting set including eccentric discs, mirror-adhesive magnets, mirror plates, self-adhesive pads, screws, and wall plugs• Easy installation• Fixings hidden from sight• Suitable for mirror surfaces up to 0.8 m², 1.6 m², and 2.6 m²• Suitable for wet rooms <p>Each set includes: P19EM08/P19EM16: 2 each eccentric discs, 2 each mirror-adhesive magnets, 2 each mirror plates. P19EM26: 3 each eccentric discs, 2 each mirror-adhesive magnets, 3 each mirror plates.</p>	
<p>P19EM08</p>	<p>P19EM16</p>	<p>P19EM26</p>

CAT. NO.	DESCRIPTION
 <p>P19LD08</p>  <p>P19LD16</p>  <p>P19LD26</p>	<p>P19LD08 0.8 m² Mirror Surface</p> <p>P19LD16 1.6 m² Mirror Surface</p> <p>P19LD26 2.6 m² Mirror Surface</p> <p>CRL LD Series Mirror Mounting Set</p> <ul style="list-style-type: none"> • Simple mirror mounting bracket set including press buttons, mounting brackets, mirror plates, self-adhesive pads, screws, washers, and wall plugs • Easy installation • Fixings hidden from sight • Suitable for mirror surfaces up to 0.8 m², 1.6 m², and 2.6 m² • Suitable for wet rooms <p>Each set includes: P19LD08/P19LD16: 2 each mounting brackets, 2 each mirror plates, 2 each press buttons. P19LD26: 3 each mounting brackets, 3 each mirror plates, 2 each press buttons.</p>
	<p>2MT24 610 mm</p> <p>2MT36 915 mm</p> <p>2MT48 1,220 mm</p> <p>CRL White Woven Category II Mirror Backing</p> <ul style="list-style-type: none"> • Keeps glass fragments together should mirror accidentally break reducing the chance of personal injury • Ready to use and easy-to-apply
	<p>100 m Roll</p> <p>21051A 200 mm</p> <p>21051 300 mm</p> <p>21052 450 mm</p> <p>21053 604 mm</p> <p>250 m Roll</p> <p>21056A 770 mm</p> <p>21058B 650 mm</p> <p>21058A 914 mm</p> <p>21060A 1,220 mm</p> <p>CRL Mirabac Polypropylene Mirror Backing</p> <ul style="list-style-type: none"> • Keeps glass fragments together should mirror accidentally break reducing the chance of personal injury • Ready to use and easy-to-apply • Tested to BS EN 12600 • 60 Micron <p>Tested to BS EN 12600</p>
	<p>2108600 600 mm x 45 m Standard - 30 Micron</p> <p>2108600A 600 mm x 45 m Premium - 40 Micron</p> <p>2108750 750 mm x 45 m Premium - 40 Micron</p> <p>CRL Aluminium Tape with Liner</p> <ul style="list-style-type: none"> • Protects the back of the mirror against moisture ingress

CAT. NO.	DESCRIPTION
 <div data-bbox="231 725 284 768">CE</div> <div data-bbox="167 792 384 819">High Performance</div>	71529MP 150 mm x 290 mm
	73025MP 300 mm x 250 mm
	73081MP 300 mm x 810 mm
	74045MP 400 mm x 450 mm
	75053MP 500 mm x 530 mm
	75077MP 500 mm x 770 mm
	750105MP 500 mm x 1,050 mm
	750149MP 500 mm x 1,490 mm
	76029MP 600 mm x 290 mm
	77089MP 700 mm x 890 mm
	77097MP 700 mm x 970 mm
	770105MP 700 mm x 1,050 mm
	770109MP 700 mm x 1,090 mm
	770121MP 700mm x 1,210 mm
	770129MP 700 mm x 1,290 mm
	770141MP 700 mm x 1,410 mm
	770149MP 700 mm x 1,490 mm
	770161MP 700 mm x 1,610 mm
	770169MP 700 mm x 1,690 mm
	770181MP 700 mm x 1,810 mm
	770193MP 700 mm x 1,930 mm
	770197MP 700 mm x 1,970 mm
	770213MP 700 mm x 2,130 mm
	770225MP 700 mm x 2,250 mm
	770233MP 700 mm x 2,330 mm
	770237MP 700 mm x 2,370 mm
	770249MP 700 mm x 2,490 mm
<div data-bbox="836 293 1090 320">CRL Heated Mirror Pads</div> <div data-bbox="836 327 1054 439"><ul style="list-style-type: none">• Prevents mirror misting• Simple installation• Applied to back of mirror• Made in Europe• 240 Volts</div>	
<div data-bbox="888 477 1268 504">MORE SIZES THAN EVER BEFORE</div>	








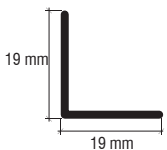

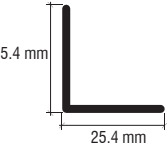

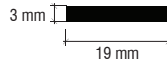

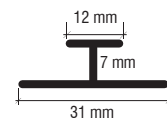

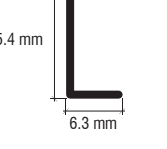

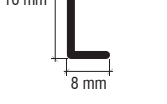

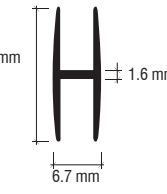
With over 100,000 square foot of storage space we are able to despatch your orders quicker than ever.

Orders are shipped daily from the CRL Warehouse via our trusted carriers. Orders are generally received next day. See our service and shipping information on page 201 or at www.crlaurence.co.uk









Mirror Fixings ▼

MORE FINISHES AVAILABLE

CAT. NO.	DESCRIPTION
 <p>30 mm</p> <p>9.5 mm</p> <p>7 mm</p> <p>15 mm</p>	<p>CRL Deep Nose Aluminium J-Bar for Mirror</p> <ul style="list-style-type: none"> • Punched and slotted for easier installation • 3.66 m stock lengths <p> D645BA Bright Anodised D645A Satin Anodised D645P Polished D645GA Gold Anodised D645BGA Bright Gold Anodised D645BL Black D645BN Brushed Nickel D645W White D645BRZ Bronze D645DBA Dipped Bright Anodised </p>
 <p>9.5 mm</p> <p>7 mm</p> <p>22 mm</p> <p>9.5 mm</p>	<p>CRL Standard Aluminium J-Bar for Mirror</p> <ul style="list-style-type: none"> • Punched and slotted for easier installation • 3.66 m stock lengths <p> D636BA Bright Anodised D636A Satin Anodised D636P Polished D636GA Gold Anodised D636BGA Bright Gold Anodised D636BL Black D636BN Brushed Nickel D636W White D636BRZ Bronze D636DBA Dipped Bright Anodised D636DBGA Dipped Bright Gold Anodised </p>
 <p>0.8 mm</p> <p>16 mm</p>	<p>CRL 16 mm Flat Face Mirror Edge Moulding</p> <ul style="list-style-type: none"> • 3.66 m stock lengths <p> S625BA Bright Anodised S625A Satin Anodised S625BGA Bright Gold Anodised S625BN Brushed Nickel </p>
 <p>13 mm</p> <p>13 mm</p>	<p>CRL 13 mm Aluminium Angle Extrusion</p> <ul style="list-style-type: none"> • 3.66 m stock lengths <p> D1627BA Bright Anodised D1627A Satin Anodised D1627BGA Bright Gold Anodised D1627BL Black D1627BN Brushed Nickel D1627BRZ Bronze </p>

CAT. NO.		DESCRIPTION
 	D1628BA Bright Anodised D1628A Satin Anodised D1628GA Gold Anodised D1628BGA Bright Gold Anodised D1628BN Brushed Nickel D1628BRZ Bronze	CRL 19 mm Aluminium Angle Extrusion • 3.66 m stock lengths
 	D1634BA Bright Anodised D1634A Satin Anodised D1634BGA Bright Gold Anodised D1634BN Brushed Nickel D1634BRZ Bronze	CRL 25 mm Aluminium Angle Extrusion • 3.66 m stock lengths
 	DV2414BA Bright Anodised DV2414A Satin Anodised	CRL Aluminium Flat Bar Extrusion • 3.66 m stock lengths
 	D901BA Bright Anodised D901A Satin Anodised D901P Polished D901BGA Bright Gold Anodised D901BRZ Bronze	CRL Aluminium Divider Bar • 3.66 m stock lengths
 	L902BA Bright Anodised L902A Satin Anodised L902P Polished L902BGA Bright Gold Anodised L902BN Brushed Nickel L902BRZ Bronze	CRL Deep Aluminium Face L-Bar Extrusion • 3.66 m stock lengths
 	L502BA Bright Anodised L502A Satin Anodised L502P Polished L502GA Gold Anodised L502BGA Bright Gold Anodised L502BN Brushed Nickel L502BRZ Bronze	CRL Aluminium Face L-Bar Extrusion • 3.66 m stock lengths
 	H14A Satin Anodised H14DU Duranodic Bronze	CRL H-Bar Channel • For 6 mm thick glass • 3.66 m stock lengths

CAT. NO.	DESCRIPTION
	<p>CRL213234 19 mm wide</p> <p>CRL 0.8 mm Thick White All-Purpose Foam Mounting Tape</p> <ul style="list-style-type: none"> • Highly adhesive and flexible • Conforms to a wide variety of surfaces • Just peel and apply • Excellent for mirrors, glass, metals, plastics and other surfaces • Ideal for use in combination with mirror adhesive • 66 m length
	<p>CRL211612 12.5 mm wide CRL211634 19 mm wide CRL21161 25 mm wide</p> <p>CRL 1.6 mm Thick White All-Purpose Foam Mounting Tape</p> <ul style="list-style-type: none"> • Highly adhesive and flexible • Conforms to a wide variety of surfaces • Just peel and apply • Excellent for mirrors, glass, metals, plastics and other surfaces • Ideal for use in combination with mirror adhesive • 33 m length
	<p>CRL210812 12.5 mm wide CRL210834 19 mm wide CRL21081 25 mm wide</p> <p>CRL 3 mm Thick White All-Purpose Foam Mounting Tape</p> <ul style="list-style-type: none"> • Highly adhesive and flexible • Conforms to a wide variety of surfaces • Just peel and apply • Excellent for mirrors, glass, metals, plastics and other surfaces • Ideal for use in combination with mirror adhesive • 33 m length
	<p>AT0201436 Thickness: 0.5 mm AT0401436 Thickness: 1 mm</p> <p>CRL Transparent Acrylic Hi-Bond Adhesive Tape</p> <ul style="list-style-type: none"> • Speciality tapes for the fabrication of shower enclosures • Excellent for use with clear polycarbonates, seals, and wipes • Instant pressure sensitive bonding; full strength in 72 hours • Transparent water clear colour choice • 6 mm width, 11 m length • 36 rolls per case
	<p>655 Set of 4 Clips 50655B Bulk carton of 50 sets</p> <p>CRL E-Z Mount Mirror Clip Sets</p> <ul style="list-style-type: none"> • Our best-selling mirror clip sets are the fast and secure way to hang mirrors • Made of nickel plated steel • Upper clips - have unique, spring loaded flanges. Just expand the clips during installation, it's quick and easy! • Lower clips - always remain stationary and have a 7.9 mm channel space. These clips are not spring-loaded, and are designed to carry the mirror's weight • For 4 mm and 6 mm glass
	<p>1627A 4 mm - 10 Packs of 4 Clips 1627C 4 mm - 10 Packs of 6 Clips 1627 6 mm - 10 Packs of 4 Clips 1627B 6 mm - 10 Packs of 6 Clips</p> <p>CRL Chrome Clips for Mirrors</p> <ul style="list-style-type: none"> • Chrome material • 1627 & 1627A include 2 Top and 2 Bottom Clips • 1627B & 1627C include 2 Fixed - 4 Sliding Clips • 4 mm and 6 mm sizes available
	<p>350L38 For 10 mm mirrors 350L12 For 12 mm mirrors</p> <p>CRL Felt-Lined Clip for Mirrors</p> <ul style="list-style-type: none"> • Felt lined to prevent chipping • 20 gauge steel • Nickel plated

	CAT. NO.	DESCRIPTION
	8W	CRL Felt-Lined Metal 'L' Clip for Mirrors <ul style="list-style-type: none"> • Felt lined to prevent chipping • 16 gauge steel • Length: 19 mm • Nickel plated
	MC02CH Chrome MC02BN Brushed Nickel	CRL Round Mirror Clip Set <ul style="list-style-type: none"> • Supplied with 8 mm x 32 mm wood screws and anchors • 19 mm diameter clips for use with 6 mm mirror • 4 clips per set
	16351	CRL Klick-Klack Clips <ul style="list-style-type: none"> • Superbly moulded, all plastic mirror fixing system • Supplied as a set of 4 clips, comprising 2 slide locking top clips and 2 strong base clips • For 3 mm to 6 mm glass
	EUFMZ	CRL European Flush Mount Bracket <ul style="list-style-type: none"> • Interlocking brackets to create a lift off mounting • 37 mm x 35 mm • Zinc plated • 100 per Pack (50 Pairs) • Fixing screws not included
	SDB18 3 mm hole size SDB316 4.7 mm hole size SDB14 6 mm hole size SDB38 10 mm hole size	CRL Super Tip Drill Bit <ul style="list-style-type: none"> • Especially suited for drilling granite, marble, and tile • Designed for hammer or rotary drills only
	1414	CRL Vinyl Protective Sleeve for Screws <ul style="list-style-type: none"> • Protects screw holes in mirror from damage • Prevents mirror edges from chipping • Black in colour
	1630 19 mm 1630A 25 mm 1631 32 mm 1631A 38 mm 1631A1 50 mm 1632 Grommet	CRL Chrome Plated Dome Heads No 8 Gauge <ul style="list-style-type: none"> • Chrome finish, steel construction • Sold per pack of 200 <p>Mirror spacer grommet black rubber top hat type to take no. 8 Gauge screws</p>
	PLXR13 330 mm diameter PLXR18 457 mm diameter PLXR26 660 mm diameter PLXR30 762 mm diameter PLXR36 915 mm diameter PLXR48 1,220 mm diameter	CRL Circular Heavy-Duty Clear Plexiglas Convex Mirror <ul style="list-style-type: none"> • Improves safety and reduces accidents • Discourages shoplifting • For indoor or outdoor use • Includes edge trim to protect mirror • 160 degree wide angle viewing • Arm included

A hand is shown holding a blue and white spray can of CRL Glass Cleaner. The can is tilted upwards, and a fine mist of the cleaner is being sprayed out from the nozzle. The background is a solid blue color with a white diagonal stripe running from the top left towards the bottom right. The CRL logo is visible on the can, with 'CRL' in large blue letters and 'Glass Cleaner' in smaller blue letters below it.

Cleaning and Surface Protection

From old favourites like our CRL Glass Cleaner to fantastic products like our CRL 6K Surface Protection System, CRL can offer you a comprehensive range of cleaning and surface protection products.

For the Perfect Finish...








CRL Glass and Mirror Cleaner


- A long time favourite of the glass industry
- Pleasant aroma
- 12 cans per case
- May be purchased with your label on can (Cat. No. 1702L).
- Non-smear fast acting
- Spray on wipe off brilliant finish

EB1701 660 ml can

EB1701T 1 litre spray bottle

Best Seller

	CAT. NO.	DESCRIPTION
	1702L	<p>CRL Own Label Glass Cleaner</p> <ul style="list-style-type: none"> • An easy way to promote your company • Non-smear, fast acting • Spray-on wipe-off, brilliant finish • 660 ml can • Call to discuss your requirements
		<p>PROMOTE YOUR BUSINESS - All we need is your company logo</p>
	1705 5 litres	<p>CRL Glass-Brite Concentrated Liquid Glass Cleaner</p> <ul style="list-style-type: none"> • Glass-brite concentrated liquid glass cleaner for hand use or trigger sprays
	1706 25 litres	
	1708 Dispenser bottle	<p>CRL Hand Trigger Spray Dispenser Bottle</p> <ul style="list-style-type: none"> • The easiest and most economical way to use concentrated glass cleaner and other dispensable liquids
	EUCRL7528	<p>CRL Cleaner and Degreaser</p> <ul style="list-style-type: none"> • Contains no ozone depleting chemicals • Evaporates quickly • Cleans surfaces for UV adhesives • Removes all traces of grease and oils and leaves no residue • Big 660 ml cans
	WSR1	<p>CRL Bio-Clean Water Stain Remover</p> <ul style="list-style-type: none"> • Effectively removes water and mineral stains, lime scale, calcium, soap scum, oxidation, rust, tree sap, paint overspray, mould, tarnish, salt spray, and mildew from glass and other surfaces • Works great on: shower doors, windows, glass surfaces, tile, fiberglass, windshields, chrome, porcelain, Corian®, anodised brass and aluminium, stainless steel, and hard vinyl • Removes stage one corrosion quickly
	DB21	<p>CRL Plastic Spray Dispenser Bottle</p> <ul style="list-style-type: none"> • Ideal for applying CRL diamond tool coolant to drills to keep them cool • Easy-pull trigger • High-volume output • Lasts longer than regular sprayers • Adjustable flow nozzle

	CAT. NO.	DESCRIPTION
	BX15 1 Box 1550 6 Boxes	CRL Lint Free Glass Wipes <ul style="list-style-type: none">• Strong, four-ply white paper wipes are virtually lint-free• Reinforced nylon scrim in both directions so they work great wet or dry• Six of these pop-up boxes are in each case of 1550• Convenient pop-up dispenser box
	26503	CRL Papertowels, 2-ply, Blue <ul style="list-style-type: none">• Extremely absorbent and lint free• 1,000 sheets per roll, 36 cm x 21.5 cm• Pack of 2 rolls
	1714A	CRL Monster Roll White 2-ply Industrial Wipes <ul style="list-style-type: none">• Sold per roll of 875 wipes• 270 mm x 350 mm wipe size• Perforated for easy tear-off
	MFW12	CRL Micro Fibre Wipes <ul style="list-style-type: none">• Streak free cleaning on windows and mirrors• Washable up to 500 times• 406 mm x 406 mm size• Packed two per poly bag with a hanger hook so you can also offer them for resale to your customers
	Z100 Extra Fine Z200 Fine Z300 Medium Z400 Coarse	CRL Steel Wool <ul style="list-style-type: none">• Comes in four high quality grades from extra fine to coarse• Also includes a handy chart to show which grade is best for every cleaning job• Packed in economical packs of 16 pads per pack

New generation surface protection




Hydrophobic Surface Protection System for Glass

CRL brings to the market a new surface protection system specifically designed to protect both Glass and Stainless Steel. 6K by CRL is a two-step surface protection treatment with a 3 year protection lifespan.

Features

- Two Stage Process
- Nano-Technology
- 3 Year Protection Lifespan
- Non-Toxic
- UV Stable
- Conforms to EN 45001
- Abrasion Resistance
- Long Lasting Coverage



Treated with 6K

Ideal for Shower Screens

Cleaning and Surface Protection

Benefits of 6K

-  2 stage process
-  Non irritant
-  UV stable for long life
-  Large coverage
-  Abrasion resistant
-  Hydrophobic protection
-  Permanent bond

	CAT. NO.	DESCRIPTION
 <div>STAGE ONE PRE-CLEAN</div>	<p>PC6010 100 ml</p> <p>PC6025 250 ml</p> <p>PC6050 500 ml</p> <p>PC6100 1 Litre</p>	<p>CRL 6K Hydrophobic Surface Protection System for Glass and Stainless Steel</p> <ul style="list-style-type: none">• Stage one - Pre-clean• Non-irritant• UV stable for long life• Abrasion resistant• Hydrophobic protection• Recommended for use with Pre-Clean Cloth (red)
 <div>STAGE TWO PROTECT</div>	<p>6K6010 100 ml</p> <p>6K6025 250 ml</p> <p>6K6050 500 ml</p> <p>6K6100 1 Litre</p>	<p>CRL 6K Hydrophobic Surface Protection System for Glass and Stainless Steel</p> <ul style="list-style-type: none">• Stage two - Protect• Non-irritant• UV stable for long life• Abrasion resistant• Hydrophobic protection• Recommended for use with Protect Cloth (blue)
	<p>PCCLOTH Red - Pre clean</p>	<p>CRL Pre-Clean Cloth for the 6K Hydrophobic Surface Protection System</p> <ul style="list-style-type: none">• To be used with CRL6K Pre-clean products
	<p>6KCLOTH Blue - Protect</p>	<p>CRL Protect Cloth for the 6K Hydrophobic Surface Protection System</p> <ul style="list-style-type: none">• To be used with CRL6K Protect products
	<p>AC6050 500 ml</p>	<p>CRL 6K Aftercare Glass Cleaner</p> <ul style="list-style-type: none">• Non-silicone based glass cleaner• Leaves glass clear and smear-free• Ideal for shower screens

Cleaning and Surface Protection

Benefits of Easi-Clean



2 stage process



Non irritant



UV stable for long life



Large coverage



Abrasion resistant



Hydrophobic protection



Permanent bond

CAT. NO.

DESCRIPTION



STAGE ONE
DEEP CLEAN

Protect sandblasted surfaces from grease

ECSBDC660 660 ml

CRL Easi-Clean Deep Cleaner for Sandblasted Glass

- Stage one – Deep Clean
- Thoroughly cleans sandblasted glass for the protection stage
- Ideal for sandblasted glass
- Recommended for use with the CRL Deep cleaning cloth (yellow)
- Dries streak-free



STAGE TWO
PROTECT

Protect sandblasted surfaces from grease

ECSBP100 1 Litre
ECSBP050 500 ml

CRL Easi-Clean Glass Protector for Sandblasted Glass

- Stage two – Protect
- 3 year protection lifespan
- Ideal for sandblasted glass
- Nano-technology
- Long lasting – wide coverage



ECSBDCCLOTH
Yellow – Deep clean

CRL Deep Clean Cloth for the Easi-Clean Surface Protection System for Sandblasted Glass

- To be used with ECSBDC660 Deep Clean



ECSBPCLOTH
Green – Protect


CRL Protect Cloth for the Easi-Clean Surface Protection System for Sandblasted Glass

- To be used with ECSBP100 & ECSBP050 Protect



UNTREATED GLASS

Water does not "bead" on glass. Dirt sticks to water that dries on the glass and leaves stains.



TREATED GLASS

Water "beads" up on sealed, polished glass and easily runs off, taking any dirt with it.

TPC16
475 ml
TPC5GL
18.93 litres






CRL TPC Surface Protector

- Transparent polymer coating
- Water, soil, and stain repellent
- Protects glass and many other surfaces
- Clear coating guards against the adhesion and build-up of dirt, grime, mould, mildew, rust and mineral deposits
- Suitable for clear and sandblasted glass surfaces

Squeegees ▼

SQUEEGEES WORK BETTER
WITH CRL 6K



	CAT. NO.	DESCRIPTION
 <div>Best Seller</div>	17600	CRL Chrome Deluxe Shower Squeegee <ul style="list-style-type: none">Includes vacuum cup hook that requires no drillingChrome handle with 254 mm wide grey blade
	SQWC1 White / Chrome SQBC1 Black / Chrome	CRL Superior Squeegee with Chrome Cap <ul style="list-style-type: none">Wipes water spots from glass, tile and marble surfaces254 mm blade in a 203 mm handle
	SP408 203 mm SP412 305 mm	CRL Rubber Squeegee <ul style="list-style-type: none">Thick rubber bladeSturdy steel handleIdeal for removing excess moisture and bubbles from window film
	26573	CRL Replacement Wiper Blade <ul style="list-style-type: none">Rubber blade350 mm long blade
	CCS1	CRL Crystal Clear Squeegee <ul style="list-style-type: none">Crystal clear appearance blends beautifully with glassHelps prevent accumulation of mildew, and eliminates water spots when used after each showerIncludes strong suction cup holder for handy storageStainless steel blade holder with 254 mm rubber blade
















Glazing Accessories

At CRL, we offer over 50,000 products, our range of core glazing accessories provide excellent value for your business needs.

Our range includes putty knives, razor blades and cutting knives as well as a wide range of glazing accessories. We are the one-stop-shop for all your glazing tool needs.

Knives ▼



	CAT. NO.	DESCRIPTION
	HW033 38 mm flexible	CRL Putty Knives <ul style="list-style-type: none">• Large soft-grip handle• Flexible or stiff high carbon steel blade• Several blade widths to choose from
	HW034 51 mm flexible	
	HW035 76 mm flexible	
	HW036 102 mm flexible	
	HW048	CRL 8-In-1 Painter's Tool <ul style="list-style-type: none">• Multi purpose tool• Comfort grip handle• 232 mm long
	0714	Lead Putty Knife <ul style="list-style-type: none">• Forged steel blade• 210 mm long
	23601	Stiff Putty Knife <ul style="list-style-type: none">• Stiff blade• Continuous blade• 205 mm long
	2360328	Stiff Putty Knife <ul style="list-style-type: none">• Continuous blade• 205 mm long
	4203	CRL Red Devil® 38 mm Stiff Knife <ul style="list-style-type: none">• Solvent-resistant black nylon handle• High-carbon steel blade

	CAT. NO.	DESCRIPTION
	2CH114	CRL Russell® 32 mm Putty Chisel <ul style="list-style-type: none"> • Quality high grade steel chisel • Laminated wood handle
	4231	CRL Red Devil® 32 mm Putty Chisel <ul style="list-style-type: none"> • Precision beveled chisel edge • Heavy-duty steel blade
	4243	CRL Red Devil® 32 mm Bent Knife <ul style="list-style-type: none"> • Solvent-resistant black nylon handle • High carbon steel blade
	0702	CRL Putty Knife <ul style="list-style-type: none"> • High quality putty knife • 110 mm long
	0704	CRL 3110 Putty Knife Chisel <ul style="list-style-type: none"> • Made from high-grade carbon steel for strength and longevity • 210 mm long
	0705	CRL 3130 Hacking Knife <ul style="list-style-type: none"> • Extra-strong carbon steel blade • Heavy-duty triple rivet leather handle
	40210	CRL Hyde Hacking Knife <ul style="list-style-type: none"> • Carbon steel blade • Comfortable oak leather handle

Cutting Knives ▼

	CAT. NO.	DESCRIPTION
	L2K	CRL Olfa® Heavy-Duty Retractable Blade Knife <ul style="list-style-type: none">• All-purpose knife• Comfortable rubber grip• Locking thumb screw to adjust blade length• Uses replacement blades LB10B, LB50B and LSOL
	H1K	CRL Olfa® Super Heavy-Duty Retractable Blade Knife <ul style="list-style-type: none">• Comfortable rubber grip• Large 25.4 mm wide blade
	82L	CRL Heavy-Duty Retractable Blade Utility Knife <ul style="list-style-type: none">• Safety orange colour• Industrial quality• Supplied with three blades
	99	CRL Stanley® Heavy-Duty Retractable Blade Utility Knife <ul style="list-style-type: none">• Industrial quality• Retractable blade• Features a five-position slide and heavy-duty metal body

Replacement Cutting Knife Blades ▼

	CAT. NO.	DESCRIPTION
	14171	CRL Stanley® Type Utility Knife Blades <ul style="list-style-type: none"> • Fits CRL heavy-duty retractable blade knife 99 • Sold per box of 100
	1992C	CRL Heavy-Duty Utility Knife Blades <ul style="list-style-type: none"> • Our best selling utility blades • Heavy-duty 0.6 mm thickness • Handy slide-out dispenser of 100
	LB50B	CRL Replacement Breakaway Blades <ul style="list-style-type: none"> • Blades fit CRL Olfa® heavy-duty retractable blade knife L2K • Width: 18 mm • Pack quantity 50
	HB5B	CRL Super Heavy-Duty Breakaway Blades <ul style="list-style-type: none"> • Blades fit CRL retractable knives and other similar brands • For use with H1K knife • Large 25 mm wide blade • 5 Blades per pack





There are even more products online...





At CRL we offer over 50,000 products, if you can't find what you're looking for in this brochure visit our website at www.crlaurence.co.uk or call us on **00 800 0421 6144**.



Razor Blades & Accessories ▼

	CAT. NO.	DESCRIPTION
	51S	<p>CRL Single Edge Razor Blades</p> <ul style="list-style-type: none">• Our most popular single edge blade• Precision honed, surgical steel edges• Individually wrapped to protect the edge• Multiple uses• 100 per box
	1409	<p>CRL Single Edge Razor Blades</p> <ul style="list-style-type: none">• Compatible with 3223 holder and scraper• Deliver durability along with an exact quality cut• Each blade is individually wrapped to protect the edge• 100 per box
	117200	<p>CRL Razor Blade Knife</p> <ul style="list-style-type: none">• Compatible with our Cat. No. 51S & 1409 single edge razor blades• Easy way to handle single edge razor blades
	KKB12	<p>CRL Heavy Duty Industrial Blades</p> <ul style="list-style-type: none">• Compatible with our 3223 holder and scraper• Single edge blades with side notches• For use in paint scrapers and mat cutters• 100 per box
	3223	<p>CRL Razor Blade Holder and Window Scraper</p> <ul style="list-style-type: none">• Compatible with our Cat. No. 51S & 1409 single edge razor blades• Safely holds all single edge metal razor blades• Simple thumb slide to safely conceal blade when not in use

	CAT. NO.	DESCRIPTION
	RS65	CRL Razor Blade Holder and Scraper <ul style="list-style-type: none"> • Compatible with 51S and KKB12 razor blades • Safely holds single edge metal razor blades • Comfortable handle for a sure grip
	1419	CRL Red Devil Safety Scraper <ul style="list-style-type: none"> • For use with 51S single edge razor blades

Push Points & Drivers ▼

	CAT. NO.	DESCRIPTION
  <div>Manual Insert</div>	30 Retail display of 12 packages 31B 0.45 kg bulk container	CRL Push Points <ul style="list-style-type: none"> • Our most popular push points • Packaged in convenient display boxes for over-the-counter sales • Available in bulk, packages, or retail carded
	PD9	CRL PD9 Diamond Point Driver <ul style="list-style-type: none"> • All metal design • Drives 8 mm no.1 points • Adjustable strike force
	1P Pack of 5,000 1B Box of 45,000	CRL 8 mm Universal Diamond Points <ul style="list-style-type: none"> • Stacked points are available in two package quantities • Works with our PD9 driver







	CAT. NO.	DESCRIPTION
	FM075	CRL Fletcher Frame Master® Point Driver <ul style="list-style-type: none">• Quick loading reversible point magazine• Uses 9.5 mm or 16 mm points• Adjustable strike force
	FT898 9.5 mm FT895 16 mm	CRL Frame Master® Points <ul style="list-style-type: none">• Exclusively for the Frame Master® point driver• Wax-free for a strong hold
For use with CAT. NO. FM075		


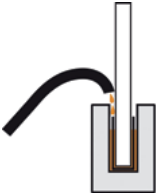





C.R. Laurence is a full service provider of architectural metals, glass fittings, and professional-grade glazing supplies.

- Over 50,000 products available
- With over 100,000 square foot of storage space we are able to despatch your orders quicker than ever
- Specialist advice from our in-house technical team
- CRL's guarantee of quality products across our range



General Accessories ▼

	CAT. NO.	DESCRIPTION
	0220	CRL Lightweight Glazier's Hammer <ul style="list-style-type: none"> • Ideal for glazing and picture framing • Forged steel hardened and fully polished head with stabilizing supports • 295 mm lacquered ashwood handle • Overall length: 310 mm
	PGL11	CRL Plate Glass Lifting Tool <ul style="list-style-type: none"> • For lifting and setting plate glass • Helps prevent lifting related injuries • Aids in storefront window installation • Width: 273 mm
Ideal for the CRL DUC Profile		
	0735	CRL Block Lever Plastic Head <ul style="list-style-type: none"> • Handy tool for all glazing jobs • Strong wooden handle with hard-wearing plastic head
	FCR1	CRL Face Cap Remover <ul style="list-style-type: none"> • For lifting and setting plate glass • Helps prevent lifting related injuries • Aids in storefront window installation • Width: 273mm
	0741	CRL Glazing Shovel All Plastic <ul style="list-style-type: none"> • Lever action • Plastic • Sold individually
Best Seller		
	0736	CRL Block Lever All Wood <ul style="list-style-type: none"> • Handy tool for all glazing jobs • Wood

CAT. NO.		DESCRIPTION
	KWX25 11.3 kg	CRL Kwixset® Expanding Cement <ul style="list-style-type: none">• Suitable for exterior and interior applications• Great for setting core mount stanchions for vertical posts• Fast setting, will not shrink or crack when used as directed• CRL recommends consulting with the glass fabricator prior to wet setting laminated tempered glass• Easy to install
	KWX50 22.7 kg	
		Best Seller
	VR04 279 mm	CRL Standard Vinyl Roller Tool <ul style="list-style-type: none">• Ideal for inserting all types of flat spline and roll-in gaskets• Made from solid aluminium with a hard coat anodised finish• Knurl diamond grip and a ball bearing wheel
	VR17 432 mm	
	VR10	CRL 280 mm Blue Handle Vinyl Roller Tool <ul style="list-style-type: none">• Aids in the insertion of glazing vinyls and gaskets in window assemblies and heavy aluminium base shoe• Knurl diamond grip and a ball bearing wheel
	S5403	CRL Glass Cutter and Pencil Pouch <ul style="list-style-type: none">• Made from top-quality leather• Handy accessory for everyday work• Includes a strap for your tape measure or pliers
	4050	CRL Scrape 'N' Pry Bar <ul style="list-style-type: none">• Multi-purpose tools made of hardened, tempered steel• Chisel ground edges
	1M 1 lb 2M 2 lb	CRL Rubber Mallet <ul style="list-style-type: none">• Ideal for auto channel installations• Available in 1 or 2 pound weights



Online Ordering

The easiest way to shop at CR Laurence

At crlaurence.co.uk you have 24/7 access to thousands of quality products all just a few clicks away.

With instant access to pricing, stock availability and account information, ordering from CR Laurence has never been easier.

Our home page is regularly updated with the latest offers and newest products so you have the most up to date information at your fingertips.

It's easy to sign up for access to crlaurence.co.uk but if you do need any assistance please call CRL Customer Services on 00 800 04216144.



Search our product database



Check pricing









Check stock availability



Order 24/7 at crlaurence.co.uk

Window Ventilators ▼





	CAT. NO.	DESCRIPTION
	1801	CRL Vent-A-Matic 121 mm Glass Aperture without Shutters 101 <ul style="list-style-type: none"> • Stormguard recommended Cat. No. 1801SG • Ideal for use in kitchens and bathrooms • Non electric window ventilator • Clear • No shutters • Aperture size 121 mm • Performance size 5,093 mm²
	1801SG	CRL Vent-A-Matic Stormguard SG5 <ul style="list-style-type: none"> • For use with Cat. No. 1801 & Cat. No. 1802 • Clear
	1802	CRL Vent-A-Matic with Shutters <ul style="list-style-type: none"> • Ideal for use in kitchens and bathrooms • Non electric window ventilator • Clear • Control operated by a pull cord • Aperture size 121 mm • Performance size 5,093 mm²
	1802S	CRL Vent-a-Matic with Shutters and StormGuard C102S <ul style="list-style-type: none"> • Ideal for use in kitchens and bathrooms • Non electric window ventilator • Clear • Control operated by a pull cord • Aperture size 121 mm • Performance size 5,093 mm²
	1805	CRL Vent-A-Matic 162 mm Glass Aperture without Shutters 105 <ul style="list-style-type: none"> • Ideal for use in kitchens and bathrooms • Non electric window ventilator • Clear • No shutters • Aperture size 162 mm • Performance size 9,000 mm²
	1806	CRL Vent-A-Matic 162 mm Glass Aperture with Shutters 106 <ul style="list-style-type: none"> • Ideal for use in kitchens and bathrooms • Non electric window ventilator • Clear • Control operated by a pull cord • Aperture size 162 mm • Performance size 9,000 mm²

	CAT. NO.	DESCRIPTION
	1806S	CRL Vent-a-Matic 162 mm Glass Aperture with Shutters and StormGuard C106S <ul style="list-style-type: none"> • This model comes complete with stormguard for exposed situations • Ideal for use in kitchens and bathrooms • Non electric window ventilator • Clear • Control operated by a pull cord • Aperture size 162 mm • Performance size 9,000 mm²
	1807L	CRL Vent-A-Matic Slimline 162 mm Glass Aperture with Shutters RXL <ul style="list-style-type: none"> • Designed for sash or sliding windows • Non electric window ventilator • Clear • Control operated by a pull cord • Aperture size 162 mm • Performance size 9,000 mm²
	1808	CRL Vent-A-Matic 162 mm Glass Aperture Static with StormGuard JG <ul style="list-style-type: none"> • This model comes complete with stormguard for exposed situations • Gas ventilator continuous air flow • Square louvered design • Clear • Static ventilator • Aperture size 162 mm • Performance size 9,000 mm²
	1809L	CRL Vent-A-Matic 219 mm Glass Aperture with Shutters SXL <ul style="list-style-type: none"> • Stormguard recommended Cat. No. 1809SG • Combats condensation • For larger rooms; offices and hospitals • Non electric window ventilator • Clear • Control operated by a pull cord • Aperture size 219 mm • Performance size 16,741 mm²
	1809SG	CRL Vent-A-Matic Stormguard SG8 <ul style="list-style-type: none"> • For use with Cat. No. 1809L • Clear
	1810PBS	CRL Vent-A-Matic 159 mm Glass Aperture Static with Stormguard PBS <ul style="list-style-type: none"> • This model comes complete with stormguard for exposed situations • Gas ventilator • Fits sash or sliding windows • Non electric window ventilator • Clear • Static ventilator • Aperture size 159 mm • Performance size 10,322 mm²

CAT. NO.	DESCRIPTION
 <p>18110</p>	<p>CRL Vent-A-Matic 159 mm Glass Aperture Static with Stormguard DGS/PBS</p> <ul style="list-style-type: none">• This model comes complete with stormguard for exposed situations• Gas ventilator• Fits any circular hole 160 mm to 200 mm• Non electric window ventilator• Clear• Static ventilator• Aperture size 159 mm• Performance size 10,322 mm²
 <p>1812B</p> <p>Best Seller</p>	<p>CRL Vent-A-Matic 162 mm Glass Aperture with StormGuard DGS106</p> <ul style="list-style-type: none">• This model comes complete with StormGuard for exposed situations• Controllable ventilator• Hermetically sealed unit• Non electric window ventilator• Clear• Control operated by a pull cord• Aperture size 162 mm• Performance size 9,000 mm² <p>Suitable for double glazing up to 32 mm thick</p>
 <p>1813B</p>	<p>CRL Vent-A-Matic 162 mm Glass Aperture Static with StormGuard DGS/JG</p> <ul style="list-style-type: none">• This model comes complete with StormGuard for exposed situations• Controllable ventilator• Non electric window ventilator• Clear• Static ventilator• Aperture size 162 mm• Performance size 7,096 mm² <p>Suitable for double glazing up to 32 mm thick</p>
 <p>1814</p>	<p>CRL Vent-A-Matic Aperture Adaptors</p> <ul style="list-style-type: none">• CRL Vent-A-Matic aperture adaptors enable the Cat. No. 1805, Cat. No. 1806 and Cat. No. 1807L to be fitted into existing apertures of 180 mm-188 mm• Clear
 <p>1810PB</p>	<p>Vent-A-Matic PB 165 mm Glass Aperture Static Clear</p> <ul style="list-style-type: none">• CRL Vent-A-Matic 164 mm glass aperture static PB• Great value double louvered model• Ideal for use in kitchens and bathrooms• Non electric window ventilator• Clear• Static ventilator• Aperture size 164 mm• Performance size 9,677 mm²

CAT. NO.	DESCRIPTION
	<p>S239AR</p> <p>Glass fabrication: 254 mm Size: L: 330 mm H: 330 mm Interior: 141 mm Exterior: 30 mm</p> <p>Smart Window Fan - White</p> <ul style="list-style-type: none"> • Loading and depressurising window fan • For single and double glazing • Quick and easy installation and maintenance • Low noise through the ball bearing motor • 220 - 240 Volts with a flow rate of 750 m³/h
	<p>V208M</p> <p>Glass fabrication: 225 mm Size: L: 280 mm H: 280 mm Interior: 94 mm Exterior: 30 mm</p> <p>Window Fan 20/8M - White</p> <ul style="list-style-type: none"> • Depressurising window fan ONLY • For single and double glazing • Quick and easy installation and maintenance • 220 - 240 Volts with a manual flow rate of 450 m³/h
	<p>V208AR</p> <p>Glass fabrication: 225 mm Size: L: 330 mm H: 330 mm Interior: 94 mm Exterior: 30 mm</p> <p>Window Fan 20/8AR - White</p> <ul style="list-style-type: none"> • Loading and depressurising window fan • For single and double glazing • Quick and easy installation and maintenance • 220 - 240 Volts with a manual flow rate of 450 m³/h
	<p>VENT10</p> <p>Glass fabrication: 135 mm Size: L: 154 mm H: 154 mm Interior: 77 mm Exterior: 29 mm</p> <p>CRL Ventimatic 10</p> <ul style="list-style-type: none"> • Loading and depressurising window fan • For single-and double glazing • 220 - 240 Volts with flow rate of 100 m³/h • For insulating glass, also order Cat. No. DG1012
	<p>VENT15</p> <p>Glass fabrication: 195 mm Size: L: 210 mm H: 210 mm Interior: 99 mm Exterior: 29 mm</p> <p>CRL Ventimatic 15</p> <ul style="list-style-type: none"> • Loading and depressurising window fan • For single-and double glazing • 220 - 240 Volts with a flow rate of 155 m³/h • For insulating glass, also order Cat. No. DG1012

Measuring Equipment ▼

	CAT. NO.	DESCRIPTION
	54829	CRL Fractional/Metric Tape Measure <ul style="list-style-type: none">• Self-locking professional quality blade• Tape reads in vertical orientation on back side of blade• Carpenter's two-colour blade markings down to 0.8 mm• Blade width: 25 mm• Blade length: 4.8 m
	0426	CRL Stanley® Tape Measure <ul style="list-style-type: none">• Metric and imperial• Blade locking mechanism• Blade width: 13 mm• Blade length: 3 m
	0427S	CRL Stanley® Powerlock Metal Case Tape Measure <ul style="list-style-type: none">• Sturdy metal casing• Metric and imperial• Blade width: 19 mm• Blade length: 5 m
	SBM5	CRL Stanley® FATMAX <ul style="list-style-type: none">• 3 rivet hook for accurate measurement• Metric• Blade width: 32 mm• Blade length: 5 m

Glass Measuring and Detecting

	CAT. NO.	DESCRIPTION
	543TR1 1,300 mm x 2,400 mm	CRL Corex Templating Sheets <ul style="list-style-type: none">• Inexpensive and durable, Corex sheets are ideal for templating, and are a fabricator's favourite• Minimum order 10 sheets• Corex 400 g/M²• 3 mm thickness
	543ATR1 680 mm x 3,800 mm	
	Practical, Lightweight, Durable	
	0471A	CRL Fleximeter <ul style="list-style-type: none">• For easy measuring of all types of door and window units• Sturdy metal construction
	0471B	CRL Glass Gauge Pro <ul style="list-style-type: none">• Measures single and double glazed units• Easy read double-sided rule with 2 mm graduations• Designed to fit around UPVC windows and doors• Reflection device shows the thickness of each individual pane• Specially designed ball-tip for maximum accuracy• Manufactured from engineering grade 4 plastic
	1GCALMM	CRL Metric Insulating Glass Caliper <ul style="list-style-type: none">• Measures I.G. Unit thickness in sliding windows and doors• Quick and easy-to-use• 101.6 mm scale on both sides• Made of high impact resistant plastic for durability.• An inexpensive way to measure insulating glass units or any other object where thickness dimensions are required
	406065	CRL Electronic Level and Angle Locator with Digital Display <ul style="list-style-type: none">• Angle measurements in degrees• Screen automatically inverts for overhead measurements• Audible indicator for both 0 and 90 degrees• Push button calibration

Electronic Glass Detectors ▼

	CAT. NO.	DESCRIPTION
	GC3200	<p>CRL Glass-Chek Elite</p> <ul style="list-style-type: none">• Identify glass, spacer and overall thickness of single, double, triple and quad pane windows• Identify the type of Low-E coating in the window, as well as the surface location• Identify and measure laminated glass, including glass and laminate inner-layer thickness• Graphical display that draws a picture of the profile of the window, numbering each surface for easy identification• Stores most recent 30 measurements• Specialty Operating Modes such as bullet-resistant, reflective/mirrored glass, and dark tinted glass• Multiple languages offered
	CD1 Single Glazed	<p>CRL Conductive Coating Detector</p> <ul style="list-style-type: none">• Red indicator lights up on contact with Low-E• Edge stop restricts use to edge of glass, prevents scratching• Small enough to fit in your shirt pocket
	O480	<p>CRL Merlin Lazer Glass Measuring Gauge</p> <ul style="list-style-type: none">• No glass removal necessary• Provides accurate measurement of single glass and air gap thickness in single, double, and triple glazed units• All readings can be taken from one side without the need to remove the glass



With over 100,000 square foot of storage space we are able to despatch your orders quicker than ever.

Orders are shipped daily from the CRL Warehouse via our trusted carriers. Orders are generally received next day. See our service and shipping information on page 201 or at www.crlaurence.co.uk

Glass Measuring and Detecting

CAT. NO.	DESCRIPTION
0481	CRL Merlin Lazer Toughened Glass Indicator <ul style="list-style-type: none"> Quickly verify whether glass has been toughened
	
MG1500MM	CRL Metric Scale Glass Thickness Laser <ul style="list-style-type: none"> Measures from inside of the building- no glass removal is necessary Calculates thicknesses of insulating glass, laminated, bullet-resistant, and single lite float glass Padded carrying case and batteries included Provides metric measurements Easy to read scale Can be used in bright sunshine Strong laser colour Can be used in every angle of view
	Best Seller
SG2700	CRL Strengthened Glass Detector <ul style="list-style-type: none"> Identifies heat-strengthened glass Indicates thickness of the first pane of glass Tests single or double panes
	
UVG4	CRL Tin Side Detector <ul style="list-style-type: none"> Battery powered UV lamp (batteries included) Identifies the tin side of float glass
	

	CAT. NO.	DESCRIPTION
 A handheld blue device with a digital display showing 'SIDE 1 IS TIN SIDE'. It has a power button and a laser beam indicator.	TS2300	CRL Digital Tin Side Detector <ul style="list-style-type: none">• Digital technology• Easy-to-read meter• UV lamp is not required• Identifies the tin side of float glass
 A blue handheld device with a digital display, shown resting on a piece of glass.	TS1320	CRL Commercial Tin Side Detector <ul style="list-style-type: none">• The solution glass processors have been waiting for• More rugged design• Definitive test results• Momentary power switch helps conserve energy• Pulse the power on and off making it easier to identify the milky white glow when placed on the tin side of glass
 A large red and black handheld device with a digital display showing UV, VISIBLE, INFRARED, and SHGC readings. It has a carrying case and a handle.	WP4500	CRL Window Energy Profiler <ul style="list-style-type: none">• Tests windows in frame without removal• Simultaneously displays percentage of allowable UV transmission, percentage of visible light, percentage of infrared light transmission, and solar heat gain co-efficient• Completely portable with convenient handle for taking measurements• Convenient carrying case included
 A small black handheld device with a digital display showing 'P 122'.	SP2065	CRL Solar Transmission and BTU Power Meter <ul style="list-style-type: none">• Demonstrate your products solar performance• Displays solar transmission and BTU power readings• Easily switches to BTU measurements
 A small black handheld device with a digital display.	SP1065	CRL BTU Digital Solar Power Meter <ul style="list-style-type: none">• Solar power readings in BTUs/Hr-Ft²• Digital modern-day technology• Identify high performance windows



Glass Hardware



CRL has an ever-growing selection of Glass Hardware equipment, including Glass Clamps, Standoffs, U-Channels and Glass Cabinet Hardware.

These products are all supported by our specialised technical sales teams who are able to offer practical solutions.






Shelf & Cabinet Hardware ▼

	CAT. NO.	DESCRIPTION
 <p>40 mm 32 mm 27 mm 47.5 mm</p> <p>Best Seller</p>	DL631CH Chrome DL631BN Brushed Nickel DL631SC Satin Chrome DL631W White DL631BR Brass DL631ORB Oil Rubbed Bronze DL631BL Black	CRL Adjustable Shelf Bracket <ul style="list-style-type: none"> • For glass or wood shelves 3 mm to 24 mm thick • For shelves up to 254 mm deep (protrusion from wall) • Maximum recommended weight by pair is 20 kg • Includes: adjusting screw, mounting screw and foam gasket • Material: zinc plated • Sold in pairs
	16807 Polished Chrome	CRL Adjustable Shelf Grip <ul style="list-style-type: none"> • For glass shelves 3 mm to 25 mm thick • Sold individually
	Square - 28.6 mm wide x 25.4 mm deep FA10CH Chrome FA10BN Brushed Nickel FA10PN Polished Nickel FA10SC Satin Chrome FA10BR Brass FA10SB Satin Brass FA10ORB Oil Rubbed Bronze	CRL Interior Shower Shelf Clamp <ul style="list-style-type: none"> • For 6 mm to 10 mm thick glass • For shelves up to 127 mm deep (protrusion from wall) • No glass fabrication required • Material: solid brass
	Rectangular - 100 mm wide x 25.4 mm deep FA11CH Chrome FA11BN Brushed Nickel FA11PN Polished Nickel FA11BR Brass FA11SB Satin Brass FA11ORB Oil Rubbed Bronze	
	Rounded - 49.2 mm wide x 25.4 mm deep FA12CH Chrome FA12BN Brushed Nickel FA12SC Satin Chrome FA12BR Brass FA12SB Satin Brass FA12ORB Oil Rubbed Bronze	
	EH132 Chrome EH134 Brass	CRL Shower Shelf Clamp with Support Leg <ul style="list-style-type: none"> • For 6 mm to 10 mm thick glass • For shelves up to 127 mm deep (protrusion from wall) • No glass fabrication required • Support leg for extra strength • Square - 40 mm wide x 30 mm deep

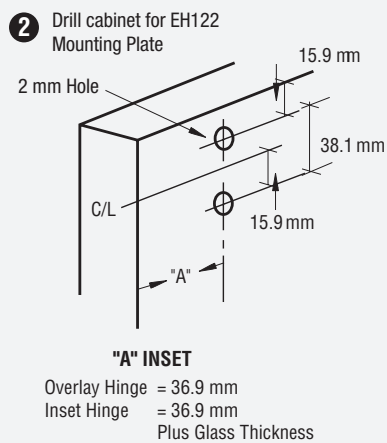
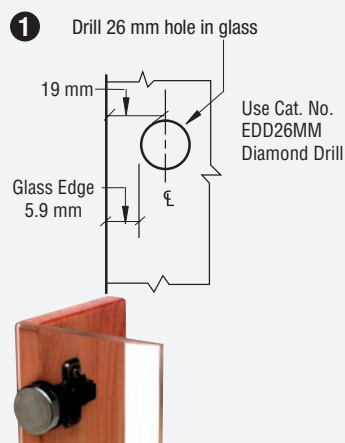
	CAT. NO.	DESCRIPTION
	1020CHR Chrome	CRL No-Drill Glass Shelf Clamps for 10 mm Glass <ul style="list-style-type: none">• 20 mm diameter for 10 mm glass• Solid brass with chrome or gold plated finishes• Secure glass with set screws - no drilling of glass required
	1020GP Gold Plated	
	1222CHR Chrome	CRL No-Drill Glass Shelf Clamps for 12 mm Glass <ul style="list-style-type: none">• 24 mm diameter for 12 mm glass• Solid brass with chrome or gold plated finishes• Secure glass with set screw - no drilling of glass required
	1222GP Gold Plated	
	1230CHR Chrome - 32 mm Long	CRL No-Drill Glass Shelf Clamps for 10 mm Glass <ul style="list-style-type: none">• For 10 mm glass• Solid brass with chrome or gold plated finishes• Secure glass with set screw - no drilling of glass required
	1430CHR Chrome - 32 mm Long	CRL No-Drill Glass Shelf Clamps for 12 mm Glass <ul style="list-style-type: none">• For 12 mm glass• Solid brass with chrome or gold plated finishes• Secure glass with set screw - no drilling of glass required
	1470CHR Chrome - 70 mm Long	
	EH30 Chrome EH31 Brushed Nickel EH32 Brass	CRL Set Screw Clamp <ul style="list-style-type: none">• For 6 mm to 8 mm thick glass• No glass fabrication required• Extremely versatile• 16 mm wide x 27 mm deep
	KV333	CRL Steel Shelf Support <ul style="list-style-type: none">• Fits into 6 mm hole• Fully adjustable to any hole location• Bright Zinc plated

CAT. NO.		DESCRIPTION
	SE1418BA Bright Anodised SE1418BN Brushed Nickel SE1418BGA Bright Gold Anodised SE1418W White	CRL Aluminium Shelving Extrusions for Glass 457 mm Length <ul style="list-style-type: none">• For 6 mm thick glass• Designed to support glass shelves without a lot of visible metal• Available in four lengths and finishes• Easy to install
	SE3818BA Bright Anodised SE3818BN Brushed Nickel SE3818BGA Bright Gold Anodised SE3818W White	CRL Aluminium Shelving Extrusions for Glass 457 mm Length <ul style="list-style-type: none">• For 10 mm thick glass• Designed to support glass shelves without a lot of visible metal• Available in four lengths and finishes• Easy to install
	SE1424BA Bright Anodised SE1424BN Brushed Nickel SE1424BGA Bright Gold Anodised SE1424W White	CRL Aluminium Shelving Extrusions for Glass 610 mm Length <ul style="list-style-type: none">• For 6 mm thick glass• Designed to support glass shelves without a lot of visible metal• Available in four lengths and finishes• Easy to install
	SE3824BA Bright Anodised SE3824BN Brushed Nickel SE3824BGA Bright Gold Anodised SE3824W White	CRL Aluminium Shelving Extrusions for Glass 610 mm Length <ul style="list-style-type: none">• For 10 mm thick glass• Designed to support glass shelves without a lot of visible metal• Available in four lengths and finishes• Easy to install
	SE1436BA Bright Anodised SE1436BN Brushed Nickel SE1436BGA Bright Gold Anodised SE1436W White	CRL Aluminium Shelving Extrusions for Glass 914 mm Length <ul style="list-style-type: none">• For 6 mm thick glass• Designed to support glass shelves without a lot of visible metal• Available in four lengths and finishes• Easy to install
	SE3836BA Bright Anodised SE3836BN Brushed Nickel SE3836BGA Bright Gold Anodised SE3836W White	CRL Aluminium Shelving Extrusions for Glass 914 mm Length <ul style="list-style-type: none">• For 10 mm thick glass• Designed to support glass shelves without a lot of visible metal• Available in four lengths and finishes• Easy to install
	SE1496BA Bright Anodised SE1496BN Brushed Nickel SE1496BGA Bright Gold Anodised SE1496W White	CRL Aluminium Shelving Extrusions for Glass 2.4 m Length <ul style="list-style-type: none">• For 6 mm thick glass• Designed to support glass shelves without a lot of visible metal• Available in four lengths and finishes• Easy to install
	SE3896BA Bright Anodised SE3896BN Brushed Nickel SE3896BGA Bright Gold Anodised SE3896W White	CRL Aluminium Shelving Extrusions for Glass 2.4 m Length <ul style="list-style-type: none">• For 10 mm thick glass• Designed to support glass shelves without a lot of visible metal• Available in four lengths and finishes• Easy to install
	END14BA Bright Anodised (6 mm glass) END14BN Brushed Nickel (6 mm glass) END38BA Bright Anodised (10 mm glass) END38BN Brushed Nickel (10 mm glass)	CRL End Cap for Aluminium Shelving Extrusion <ul style="list-style-type: none">• Cover exposed edges of our aluminium shelving extrusions• Formed and shaped to fit, ready to install• End caps are made of injection molded plastic and can be easily installed with Cat. No. RTV408C clear silicone• Sold in pairs
		

CRL Aluminium Shelf Extrusions are designed to support glass shelves without a lot of visible metal. The cleat easily attaches to studs with screws, and can support a shelf with a maximum projection of 305 mm. Offered in 2.4 m long Extrusions, you are no longer limited to "standard size" shelves. The Extrusions may be easily cut to size, and by installing matching End Caps the shelves make for a beautiful presentation.

	CAT. NO.	DESCRIPTION
	EH122	CRL Chrome European Style Glass Door Hinge Mounting Plate <ul style="list-style-type: none"> • Designed for easy installation • Chrome
	EH120	CRL Hinge Cover Plate <ul style="list-style-type: none"> • Black plastic hinge cover plate snaps onto mounting arm of overlay or inset hinges • One per package.
	EH156 Chrome EH158 Brass	CRL European Style Glass Door Hinge Cover Plate <ul style="list-style-type: none"> • Designed for easy installation
	EH202	CRL European Style Glass Door Overlay Hinge <ul style="list-style-type: none"> • 5 mm to 6 mm glass • Opens a full 90 degrees • For use with Cat. No. EH122 mounting plate
	EH204	CRL European Style Glass Door Inset Hinge <ul style="list-style-type: none"> • 5 mm to 6 mm glass • Opens a full 90 degrees • For use with Cat. No. EH122 mounting plate

Installation Instructions



Suggested Guideline for Hinge Installations

DOOR HEIGHT	NO. OF HINGES REQUIRED	MAXIMUM DOOR WEIGHT
914 mm	2	9.1 kg
1,524 mm	3	14.5 kg
2,133 mm	4	20.4 kg
2,438 mm	5	23.1 kg

	CAT. NO.	DESCRIPTION
	For 6 mm thickness EG14BS Brushed Stainless EG14CH Chrome EG14BR Brass EG14SC Satin Chrome EG14MBL Matte Black EG14GM Gun Metal	CRL Edge Grip <ul style="list-style-type: none">• No drilling required in glass or panel materials• Can be used on corners and edges of panels• Supplied with a EGCS socket head cap screw
	For 10 mm thickness EG38BS Brushed Stainless EG38CH Chrome EG38BR Brass EG38SC Satin Chrome EG38MBL Matte Black EG38GM Gun Metal	
	GDH11BL Black	CRL Magnetic Single Latch for Glass Doors <ul style="list-style-type: none">• Designed for use on single glass cabinet doors• Use with one GDH7, GDH60 or GDH90 strike plate and GDHSC mounting screws• Easy-to-install
	GDH7CH Chrome GDH7BL Black GDH7BR Brass	CRL Rectangular Strike Plate <ul style="list-style-type: none">• Works with CRL Magnetic Latches to keep doors closed• For 5 mm to 6 mm glass• Easy-to-install• Length 40.5 mm, height 23.8 mm
	GDH90CH Chrome GDH90BR Brass	CRL Rounded Strike Plate <ul style="list-style-type: none">• Works with CRL Magnetic Latches to keep doors closed• For 5 mm to 6 mm glass• Easy-to-install• Length 36.5 mm, height 19 mm
	GDH60CH Chrome GDH60BL Black GDH60BR Brass	CRL Finger Grip Strike Plate <ul style="list-style-type: none">• Finger grip makes it easier to use with CRL Magnetic Latches• For 5 mm to 6 mm glass• Easy-to-install• Length 40.5 mm, height 21.4 mm

CAT. NO.	DESCRIPTION
	<p>GDHSCCH Chrome GDHSCBL Black GDHSCBR Brass</p> <p>CRL Mounting Screw for Hinges and Magnetic Glass Door Latches</p> <ul style="list-style-type: none"> • 50 per package • Finishes match hinges and latches
	<p>GDH5CH Chrome GDH5BL Black GDH5BR Brass</p> <p>CRL Standard Mount Glass Door Hinge</p> <ul style="list-style-type: none"> • Precision machined and quality finished hinges designed for 5 mm and 6 mm Glass • Use monolithic tempered glass
	<p>EH224 Polished Chrome EH225 Brushed Nickel EH226 Polished Brass</p> <p>CRL Glass Door Pivot Hinges</p> <ul style="list-style-type: none"> • 6 mm to 8 mm glass • No Holes or Cut-Outs Required • Easy-to-install
	<p>FA55CH Chrome FA55BR Brass FA55SC Satin Chrome</p> <p>CRL Flush Mount Cabinet Pivot Hinges</p> <ul style="list-style-type: none"> • 6 mm to 8 mm glass • Requires one hole and one cut-out • One set top and bottom per package
	<p>FA50CH Chrome FA50BN Brushed Nickel FA50BR Brass</p> <p>CRL Surface Mount Cabinet Pivot Hinges</p> <ul style="list-style-type: none"> • 6 mm to 8 mm glass • Requires one hole and one cut-out • One set top and bottom per package
	<p>EH262 Chrome EH260 Brass</p> <p>CRL Single Wall-to-Glass Hinges</p> <ul style="list-style-type: none"> • 6 mm to 8 mm glass • Requires one 12 mm hole • Two per package
	<p>EH246 Chrome EH245 Brushed Nickel EH244 Brass</p> <p>CRL Double Wall-to-Glass Hinges</p> <ul style="list-style-type: none"> • 6 mm to 8 mm glass • Requires two 12 mm holes • Two per package



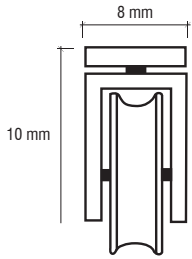


	CAT. NO.	DESCRIPTION
	EH84 Polished Chrome EH85 Brushed Nickel EH86 Polished Brass	CRL Light Duty Frameless Shower Door Hinge - Square Corner Style <ul style="list-style-type: none"> • 6 mm to 8 mm glass • Requires one 14 mm hole • Use monolithic tempered glass
	FA044CH Chrome FA044BR Brass	CRL Free Swinging Offset Pivot Hinge <ul style="list-style-type: none"> • 8 mm to 10 mm glass • Requires two 16 mm holes • Offset pivot point allows full 180 degree swing
	EH242 Chrome EH240 Brass	CRL 180 Degree Glass-to-Glass Hinge <ul style="list-style-type: none"> • 6 mm to 8 mm glass • Requires four 12 mm holes • Use monolithic tempered glass
	EH254 Chrome EH253 Brushed Nickel EH252 Brass	CRL Double Glass-to-Glass 90 Degree Return Hinge <ul style="list-style-type: none"> • 6 mm to 8 mm glass • Requires four 12 mm holes • Two per package
	EH168 Chrome EH169 Brushed Nickel EH170 Brass	CRL Large Wall Mount Set Screw Hinge <ul style="list-style-type: none"> • 5 mm to 8 mm glass • No holes or cut-outs required • Two per package • Use monolithic tempered glass
	EH192 Chrome EH194 Brass	CRL Large Glass-to-Glass Out-Swing Set Screw Hinge <ul style="list-style-type: none"> • 6 mm to 8 mm glass • No holes or cut-outs required • Two per package • Use monolithic tempered glass
	19MKBN Brushed Nickel 19MKPN Polished Nickel	CRL Mini Bulb Style Single-Sided Door Knob <ul style="list-style-type: none"> • For 6 mm to 12 mm glass • Requires one 12 mm hole • Solid brass material • Use monolithic tempered glass

CAT. NO.	DESCRIPTION
	<p>SDK206CH Chrome SDK206BN Brushed Nickel</p> <p>CRL Contemporary Style Single-Sided Shower Door Knob</p> <ul style="list-style-type: none"> • For 6 mm to 12 mm glass • Requires one 12 mm hole • Solid brass material • Use monolithic tempered glass
	<p>SDK212CH Polished Chrome SDK212BN Brushed Nickel SDK212BR Brass SDK212ORB Oil Rubbed Bronze SDK212MBL Matte Black</p> <p>CRL Cylinder Style Single-Sided Shower Door Knob</p> <ul style="list-style-type: none"> • For 6 mm to 12 mm glass • Requires one 10 to 12 mm hole • Single-sided knob without protective plastic sleeve • Solid brass material • Use monolithic tempered glass
	<p>Randomly Keyed LK38 Chrome LK40 Gold Plated</p> <p>Keyed Alike LK38KA Chrome LK40KA Gold Plated</p> <p>CRL Cylinder Lock for 6 mm Glass</p> <ul style="list-style-type: none"> • Complete with matching finish plated keeper • Installation requires drilling 25 mm diameter hole in glass
	<p>Randomly Keyed EH102 Chrome EH100 Brass</p> <p>Keyed Alike EH102KA Chrome EH100KA Brass</p> <p>CRL Square Plunger Lock with Strike</p> <ul style="list-style-type: none"> • For 6 mm to 10 mm thick glass • Supplied with stop plate
	<p>Randomly Keyed EH98 Chrome EH96 Brass</p> <p>Keyed Alike EH98KA Chrome EH96KA Brass</p> <p>CRL Cam Lock with Stop Plate</p> <ul style="list-style-type: none"> • For 6 mm to 10 mm thick glass • Supplied with stop plate
	<p>Randomly Keyed LK42 Chrome LK43 Brushed Nickel LK44 Gold Plated</p> <p>Keyed Alike LK42KA Chrome LK43KA Brushed Nickel LK44KA Gold Plated</p> <p>CRL Lock for Cabinet Glass Door</p> <ul style="list-style-type: none"> • For glass up to 6 mm thick • Installation requires no drilling • Provides security and adds style • Plunger lock for sliding doors • Supplied with two keys and strike plate

	CAT. NO.	DESCRIPTION
	16780 Length 2 m 16785 Length 4 m	CRL Rollertrack Bottom Track <ul style="list-style-type: none">• Designed for 6 mm toughened glass• 21 mm Wide, 18 mm High• Perfect for showcases and display cabinets• Smooth operating nylon rollers are built into the lower track• Simple 'lift and drop' glass installation• Top channel can be used as side jambs or for a surround frame• Polished aluminium finish
	16790 Length 2 m 16795 Length 4 m	CRL Rollertrack Top Track <ul style="list-style-type: none">• Designed for 6 mm toughened glass• 21 mm Wide, 18 mm High• Perfect for showcases and display cabinets• Smooth operating nylon rollers are built into the lower track• Simple 'lift and drop' glass installation• Top channel can be used as side jambs or for a surround frame• Polished aluminium finish
	FP88 Clear FP89 Black FP86 Silver FP90 Bronze Best Seller	CRL Showcase Stick-On Finger Pull <ul style="list-style-type: none">• 19 mm wide x 70 mm long x 3.2 mm deep• Available in four popular colours - silver, transparent, black and bronze• Easy-to-install, just peel and stick• 3 mm thickness allows plenty of room for bypassing glass doors• Suitable for sliding doors and glass cabinet doors
	MFPC8	CRL Acrylic Mirror Stick-On Finger Pull <ul style="list-style-type: none">• 76 mm x 25 mm x 3 mm• Ideal for sliding glass or mirror cabinet doors• Stick-on application• Blends with mirror doors• Clear
	KV836	CRL Anochrome Threaded Finger Pull for Glass Doors <ul style="list-style-type: none">• Easy to install in glass from 6 mm to 8 mm thick• Designed for 'all glass' showcase and cabinet doors• Requires drilling a 22 mm hole in glass
	FP214BS	CRL Laguna Series Thru-Glass Pull <ul style="list-style-type: none">• For 10 mm to 12 mm Glass• 57 mm diameter• Low profile design allows for full door opening access• Requires a 48 mm diameter hole in glass• Brushed stainless finish


CAT. NO.	DESCRIPTION
 <p>220CH Randomly Keyed 220CHKA Keyed Alike</p>	<p>CRL Glass Showcase Lock</p> <ul style="list-style-type: none"> • Fits up to 8 mm thick glass doors • Ratchet length 133.3 mm x ratchet width 10.3 mm • Screw-on ratchet bar to hold lock onto glass • Secure, double-bit key • Chrome
 <p>1670P6</p>	<p>CRL Door Lock Plunger Type for 6 mm Glass</p> <ul style="list-style-type: none"> • Security lock for cabinet case
 <p>Randomly Keyed LK50 Polished Chrome LK50SA Satin Chrome LK50DU Dark Bronze LK52 Bronze</p> <p>Keyed Alike LK50KA Polished Chrome LK50SAKA Satin Chrome LK50DUKA Dark Bronze LK52KA Bronze</p> 	<p>CRL Lock for Cabinet Glass Door</p> <ul style="list-style-type: none"> • Works in cabinets with bypassing doors up to 6 mm thick • Installation requires drilling 25 mm diameter hole in glass • Provides security and doubles as a knob to open doors • Plunger lock for sliding doors
 <p>CTA36A Length 914 mm CTA48A Length 1219 mm CTA72A Length 1829 mm</p>	<p>CRL Continental Style Pre-Cut Security Track Assembly</p> <ul style="list-style-type: none"> • Designed for 5 mm and 6 mm glass • Pre-cut assemblies in three lengths • Satin anodised • Complete kit (excludes end caps) • For use with end cap DV148 • Maximum recommended height 1,219 mm • Glass deduction = overall aperture height - 29 mm
 <p>DV148SC Satin Chrome DV148CH Chrome</p>	<p>CRL End Cap for Aluminium DV146 H-Bar</p> <ul style="list-style-type: none"> • Provides finished appearance to DV146 H-Bar • The DV146 H bar is used with the CTA kits

CAT. NO.	DESCRIPTION
 	<p>D609A Satin Anodised</p> <p>D609BN Brushed Nickel</p> <p>D609BA Bright Anodised</p> <p>D609GA Gold Anodised</p> <p>D609BGA Bright Gold Anodised</p> <p>D609BL Black</p> <p>D609DU Duranodic Bronze</p> <p>CRL Aluminium Plastic Lined Double Upper Channel</p> <ul style="list-style-type: none">• Made from highest quality no. 6063 alloy• 3.66 m length
 	<p>DV146A Satin Anodised</p> <p>DV146BA Bright Anodised</p> <p>DV146BGA Bright Gold Anodised</p> <p>CRL Aluminium H-Bar Extrusion for Showcases</p> <ul style="list-style-type: none">• For 5 mm and 6 mm glass• Made from highest quality no. 6063 alloy• 3.66 m length
 	<p>D602A Satin Anodised</p> <p>D602BA Bright Anodised</p> <p>D602GA Gold Anodised</p> <p>D602BL Black</p> <p>D602DU Duranodic Bronze</p> <p>CRL Aluminium Lower Channel for Deep Recess Installations</p> <ul style="list-style-type: none">• Made from highest quality no. 6063 alloy• 3.66 m length
 	<p>DV144C</p> <p>CRL Gray Vinyl for DV146 H-Bar</p> <ul style="list-style-type: none">• Fits DV146 H-Bar• 30.5 m roll

CAT. NO.	DESCRIPTION
 <p>0681SC Randomly Keyed</p> <p>0681SCKA Keyed Alike</p>	<p>CRL Satin Chrome End Cap Sliding Door Lock</p> <ul style="list-style-type: none"> • Fits into the cut end of the DV146 H-Bar to secure the bypassing panels when also using a Cat. No. 6306 Anti-Lift Clip • Lock comes with two keys • Lock provides desired security without having to drill glass • Satin chrome
 <p>DV147</p> 	<p>CRL Nylon Showcase Track Roller for "DV" Series Track</p> <ul style="list-style-type: none"> • Permits showcase doors to move effortlessly • Nylon roller • Steel housing • 50 mm length
 <p>6306</p>	<p>CRL Anti-Lift Clip for Showcase Track</p> <ul style="list-style-type: none"> • Designed to prevent showcase doors from being removed when they are in the locked position • Secured to the track assembly with two screws (not supplied)
 <p>8575SCH Satin Chrome</p> <p>8575CH Chrome</p>	<p>CRL End Cap Finger Pull for DV146 H-Bar</p> <ul style="list-style-type: none"> • Provides a clean, simple and attractive method of opening a sliding showcase door, as well as serving as an end cap • Easy-to-Install • No Drilling Required

Glass Clamps ▼

Round



CAT. NO.

DESCRIPTION

INTERNAL USE:

EUZFBZ

Raw Zinc

EUZFBCH

Chrome

EUZFBBN

Brushed Nickel

EUZFBBS304

304 Grade Brushed Stainless

EXTERNAL USE:

EUZFBPS

316 Grade Polished Stainless

EUZFBBS

316 Grade Brushed Stainless

INTERNAL USE:

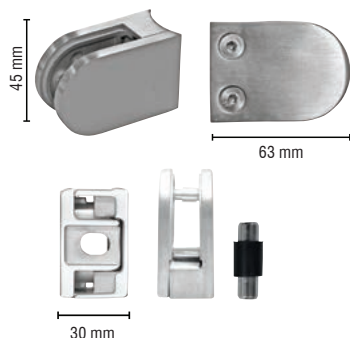
EUZFBMBL

Matte Black

CRL Large D Shape Flat Back Clamp

- For 8 mm to 12.76 mm toughened or laminated glass
- The ideal clamp for use on mezzanines, partitions, railings and windbreaks
- Steel pin included for additional glass support
- Rubber gasket not included
- Please order the following rubber gaskets to suit:

CAT.NO. EUZ8G for 8 mm glass
CAT.NO. EUZ876G for 8.76 mm glass
CAT.NO. EUZ10G for 10 mm glass
CAT.NO. EUZ1076G for 10.76 mm glass
CAT.NO. EUZ12G for 12 mm glass
CAT.NO. EUZ1276G for 12.76 mm glass



For 42.4 mm posts

INTERNAL USE:

EUZ42RBN

Brushed Nickel Zinc Body

EXTERNAL USE:

EUZ42RPS

316 Grade Polished Stainless

EUZ42RBS

316 Grade Brushed Stainless

For 48.3 mm posts

INTERNAL USE:

EUZ48RCH

Chrome

EUZ48RBN

Brushed Nickel Zinc Body

EUZ48RBS304

304 Grade Brushed Stainless

EXTERNAL USE:

EUZ48RPS

316 Grade Polished Stainless

EUZ48RBS

316 Grade Brushed Stainless

CRL Large D Shape Radius Back Clamp









- For 8 mm to 12.76 mm toughened or laminated glass
- The ideal clamp for use on mezzanines, partitions, railings and windbreaks
- Steel pin included for additional glass support
- Rubber gasket not included
- Please order the following rubber gaskets to suit:







CAT.NO. EUZ8G for 8 mm glass
CAT.NO. EUZ876G for 8.76 mm glass
CAT.NO. EUZ10G for 10 mm glass
CAT.NO. EUZ1076G for 10.76 mm glass
CAT.NO. EUZ12G for 12 mm glass
CAT.NO. EUZ1276G for 12.76 mm glass



Get pricing and stock information online

Our website offers instant access to prices and stock availability all from your personal account area. Don't have an account yet? Sign up online in just a few clicks or call our friendly operations team on **00 800 0421 6144**.


CAT. NO.	DESCRIPTION
	<p>INTERNAL USE:</p> <p>Z406CH Chrome</p> <p>Z406BN Brushed Nickel</p> <p>Z406SC Satin Chrome</p> <p>Z406BR Brass</p> <p>Z406GP Gold Plated</p> <p>Z406W White</p> <p>CRL Z-Series Round Type Flat Base Zinc Clamp</p> <ul style="list-style-type: none"> • For 6 mm and 8 mm glass • Replacement gaskets are available by ordering Cat. No. Z14RG • The ideal clamp for use on mezzanines, partitions, railings and windbreaks • Base metal: zinc casting • Steel pin included for additional glass support • Tested and engineered to meet and exceed code standards 
	<p>INTERNAL USE:</p> <p>Z410CH Chrome</p> <p>Z410BN Brushed Nickel</p> <p>Z410SC Satin Chrome</p> <p>Z410BR Brass</p> <p>Z410GP Gold Plated</p> <p>Z410W White</p> <p>CRL Z-Series Round Type Flat Base Zinc Clamp</p> <ul style="list-style-type: none"> • For 10 mm glass • Replacement gaskets are available by ordering Cat. No. Z38RG • The ideal clamp for use on mezzanines, partitions, railings and windbreaks • Base metal: zinc casting • Steel pin included for additional glass support • Tested and engineered to meet and exceed code standards 
	<p>INTERNAL USE:</p> <p>Z210CH Chrome</p> <p>Z210BN Brushed Nickel</p> <p>Z210SC Satin Chrome</p> <p>Z210BR Brass</p> <p>Z210GP Gold Plated</p> <p>Z210W White</p> <p>CRL Z-Series Round Type 50.8 mm Radius Base Zinc Clamp</p> <ul style="list-style-type: none"> • For 10 mm glass • Replacement gaskets are available by ordering Cat. No. Z14RG • The ideal clamp for use on mezzanines, partitions, railings and windbreaks • Base metal: zinc casting • Steel pin included for additional glass support • Tested and engineered to meet and exceed code standards 
	<p>EXTERNAL USE:</p> <p>Z510PS Polished Stainless</p> <p>Z510BS Brushed Stainless</p> <p>CRL Z-Series Round Type Flat Base Stainless Steel Clamp</p> <ul style="list-style-type: none"> • For 10 mm glass • Replacement gaskets are available by ordering Cat. No. Z38RG • The ideal clamp for use on mezzanines, partitions, railings and windbreaks • Base metal: stainless steel • Steel pin included for additional glass support • Tested and engineered to meet and exceed code standards 

CAT. NO.	DESCRIPTION
<div></div>	<div>EXTERNAL USE:</div> <div>Z310PS Polished Stainless</div> <div>Z310BS Brushed Stainless</div> <div>CRL Z-Series Round Type 50.8 mm Radius Base Stainless Steel Clamp<ul style="list-style-type: none">• For 10 mm glass• Replacement gaskets are available by ordering Cat. No. Z14RG• The ideal clamp for use on mezzanines, partitions, railings and windbreaks• Base metal: stainless steel• Steel pin included for additional glass support• Tested and engineered to meet and exceed code standards</div> <div></div>
<div></div>	<div>INTERNAL USE:</div> <div>Z412CH Chrome</div> <div>Z412BN Brushed Nickel</div> <div>Z412SC Satin Chrome</div> <div>Z412BR Brass</div> <div>Z412GP Gold Plated</div> <div>Z412W White</div> <div>CRL Z-Series Round Type Flat Base Zinc Clamp<ul style="list-style-type: none">• For 12 mm glass• Replacement gaskets are available by ordering Cat. No. Z12RG• The ideal clamp for use on mezzanines, partitions, railings and windbreaks• Base metal: zinc casting• Steel pin included for additional glass support• Tested and engineered to meet and exceed code standards</div> <div></div>
<div></div>	<div>EXTERNAL USE:</div> <div>Z512PS Polished Stainless</div> <div>Z512BS Brushed Stainless</div> <div>CRL Z-Series Round Type Flat Base Stainless Steel Clamp<ul style="list-style-type: none">• For 12 mm glass• Replacement gaskets are available by ordering Cat. No. Z12RG• The ideal clamp for use on mezzanines, partitions, railings and windbreaks• Base metal: stainless steel• Steel pin included for additional glass support• Tested and engineered to meet and exceed code standards</div> <div></div>

Square

CAT. NO.

DESCRIPTION



INTERNAL USE:



EUZLSFBZL

Raw Zinc

EXTERNAL USE:


EUZLSFBBSL

Brushed Stainless

**CRL Square Type Flat Back Clamp**

- For 6 mm to 12.76 mm toughened or laminated glass
- The ideal clamp for use on mezzanines, partitions, railings and windbreaks
- 316 grade stainless steel
- Steel pin included for additional glass support
- Supplied with side plates for use with laminated glass
- Rubber gasket not included
- Please order the following rubber gaskets to suit:

CAT. NO. EUZLS6GL for 6 mm glass
 CAT. NO. EUZLS676GL for 6.76 mm glass
 CAT. NO. EUZLS8GL for 8 mm glass
 CAT. NO. EUZLS876GL for 8.76 mm glass
 CAT. NO. EUZLS10GL for 10 mm glass
 CAT. NO. EUZLS1076GL for 10.76 mm glass
 CAT. NO. EUZLS12GL for 12 mm glass
 CAT. NO. EUZLS1276GL for 12.76 mm glass



For 42.4 mm posts

INTERNAL USE:


EUZLS42RZL

Raw Zinc

EXTERNAL USE:

EUZLS42RBSL

316 Grade Brushed Stainless



For 48.3 mm posts

INTERNAL USE:

EUZLS48RZL

Raw Zinc

EXTERNAL USE:


EUZLS48RBSL

316 Grade Brushed Stainless

CRL Square Type Radius Back Clamp

- For 6 mm to 12.76 mm toughened or laminated glass
- The ideal clamp for use on mezzanines, partitions, railings and windbreaks
- Steel pin included for additional glass support
- Side plates for use with laminated glass included
- Rubber gasket not included
- Please order the following rubber gaskets to suit:

CAT. NO. EUZLS6GL for 6 mm glass
 CAT. NO. EUZLS676GL for 6.76 mm glass
 CAT. NO. EUZLS8GL for 8 mm glass
 CAT. NO. EUZLS876GL for 8.76 mm glass
 CAT. NO. EUZLS10GL for 10 mm glass
 CAT. NO. EUZLS1076GL for 10.76 mm glass
 CAT. NO. EUZLS12GL for 12 mm glass
 CAT. NO. EUZLS1276GL for 12.76 mm glass



INTERNAL USE:

EUZSFBZ

Raw Zinc

EUZSFBCH

Chrome

EUZSFBBN

Brushed Nickel

EXTERNAL USE:







EUZSFBPS316 Grade Polished
Stainless**EUZSFBBS**316 Grade Brushed
Stainless**CRL Square Type Flat Back Clamp**

- For 8 mm to 10.76 mm glass
- The ideal clamp for use on mezzanines, partitions, railings and windbreaks
- Steel pin not included
- Rubber gasket not included
- Please order the following rubber gaskets to suit:

CAT. NO. EUZS8G for 8 mm glass
 CAT. NO. EUZS876G for 8.76 mm laminated glass
 CAT. NO. EUZS10G for 10 mm glass
 CAT. NO. EUZS1076G for 10.76 mm laminated glass





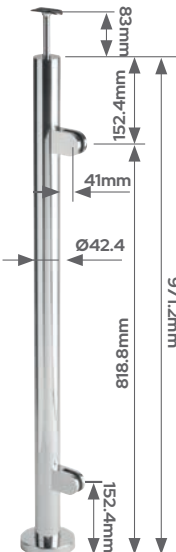
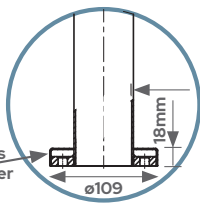
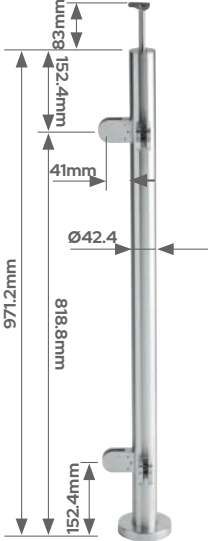
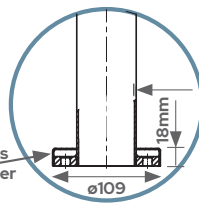
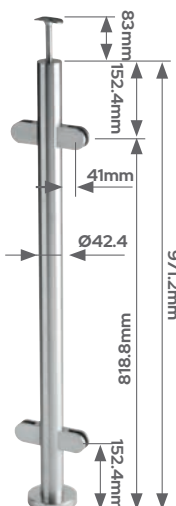
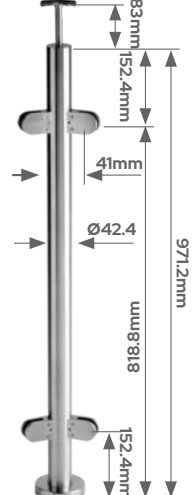
CAT. NO.		DESCRIPTION
		<p>INTERNAL USE:</p> <p>EUZSFBZL Raw Zinc</p> <p>EXTERNAL USE:</p> <p>EUZSFBBSL 316 Grade Brushed Stainless</p> <p>CRL Square Type Flat Back Clamp</p> <ul style="list-style-type: none">• For 6 mm to 12.76 mm glass• The ideal clamp for use on mezzanines, partitions, railings and windbreaks• Steel pin included for additional glass support• Rubber gasket not included• Please order the following rubber gaskets to suit: CAT.NO. EUZS6GL for 6 mm glass CAT.NO. EUZS676GL for 6.76 mm glass CAT.NO. EUZS8GL for 8 mm glass CAT.NO. EUZS876GL for 8.76 mm glass CAT.NO. EUZS10GL for 10 mm glass CAT.NO. EUZS1076GL for 10.76 mm glass CAT.NO. EUZS12GL for 12 mm glass CAT.NO. EUZS1276GL for 12.76 mm glass  
		<p>INTERNAL USE:</p> <p>Z812CH Chrome</p> <p>Z812BN Brushed Nickel</p> <p>Z812SC Satin Chrome</p> <p>Z812BR Brass</p> <p>Z812GP Gold Plated</p> <p>Z812W White</p> <p>CRL Z-Series Square Type Flat Base Zinc Clamp</p> <ul style="list-style-type: none">• For 12 mm glass• The ideal clamp for use on mezzanines, partitions, railings and windbreaks• Replacement gaskets are available Cat. No. Z12SG• Steel pin included for additional glass support• Tested and engineered to meet and exceed code standards 
		<p>INTERNAL USE:</p> <p>Z810CH Chrome</p> <p>Z810BN Brushed Nickel</p> <p>Z810SC Satin Chrome</p> <p>Z810BR Brass</p> <p>Z810GP Gold Plated</p> <p>Z810W White</p> <p>CRL Z-Series Square Type Flat Base Zinc Clamp</p> <ul style="list-style-type: none">• For 10 mm glass• The ideal clamp for use on mezzanines, partitions, railings and windbreaks• Base metal: zinc casting• Steel pin included for additional glass support• Tested and engineered to meet and exceed code standards 


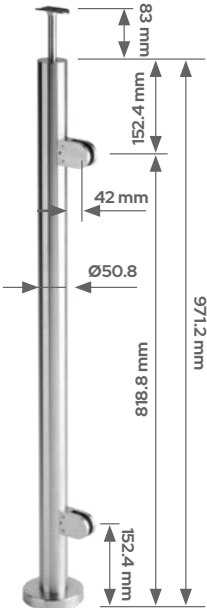
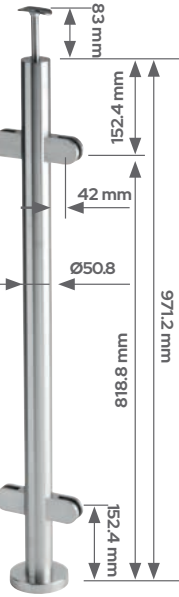
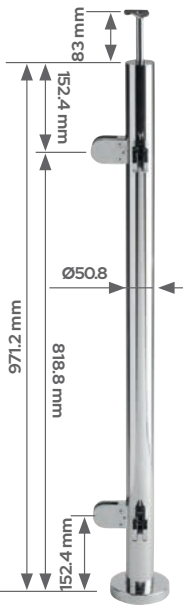
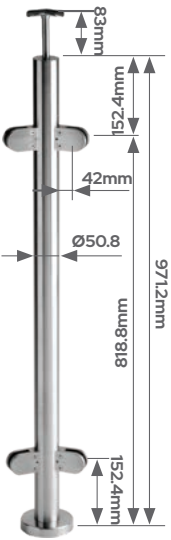
CAT. NO.	DESCRIPTION
 <p>54 mm</p> <p>58.1 mm</p> <p>27.7 mm</p>	<p>INTERNAL USE:</p> <p>Z610CH Chrome</p> <p>Z610BN Brushed Nickel</p> <p>Z610SC Satin Chrome</p> <p>Z610BR Brass</p> <p>Z610GP Gold Plated</p> <p>Z610W White</p> <p>CRL Z-Series Square Type Radius Base Zinc Clamp</p> <ul style="list-style-type: none"> • For 10 mm glass • The ideal clamp for use on mezzanines, partitions, railings and windbreaks • Replacement gaskets are available Cat. No. Z38SG • Base metal: zinc casting • Steel pin included for additional glass support • Tested and engineered to meet and exceed code standards 
 <p>54 mm</p> <p>54 mm</p> <p>27.7 mm</p>	<p>EXTERNAL USE:</p> <p>Z910PS Polished Stainless</p> <p>Z910BS Brushed Stainless</p> <p>CRL Z-Series Square Type Flat Base Stainless Steel Clamp</p> <ul style="list-style-type: none"> • For 10 mm glass • The ideal clamp for use on mezzanines, partitions, railings and windbreaks • Replacement gaskets are available Cat. No. Z38SG • 316 grade stainless steel • Steel pin included for additional glass support • Tested and engineered to meet and exceed code standards 
 <p>54 mm</p> <p>58.1 mm</p> <p>27.7 mm</p>	<p>EXTERNAL USE:</p> <p>Z710PS Polished Stainless</p> <p>Z710BS Brushed Stainless</p> <p>CRL Z-Series Square Type Radius Base Stainless Steel Clamp</p> <ul style="list-style-type: none"> • For 10 mm glass • The ideal clamp for use on mezzanines, partitions, railings and windbreaks • Replacement gaskets are available CRL Cat. No. Z38SG • Base metal: stainless steel • Steel pin included for additional glass support • 316 grade stainless steel • Tested and engineered to meet and exceed code standards 
	<p>ZBOLT 8 mm diameter 25.4 mm length 5/16" -18 thread</p> <p>ZLAG 8 mm diameter 51 mm length 5/16" thread</p> <p>CRL Z-Clamp Bolt</p> <ul style="list-style-type: none"> • For securing Z-Series clamps to tubing • Simplifies Z-Clamp installation • For metal attachments • Minimum order quantity 10 <p>CRL Z-Clamp Lag Bolt</p> <ul style="list-style-type: none"> • Stainless screws for use with CRL's Z-Series clamps • Simplifies Z-Clamp installation • For wood attachments • Minimum order quantity 10

CAT. NO.		DESCRIPTION
	EUZ8G For 8 mm Glass	CRL Rubber gasket for EUZFB/EUZ42/EUZ48 Series Clamps <ul style="list-style-type: none">• 63 mm x 45 mm• For use with toughened or laminated glass• Sold by the pair• Black
	EUZ876G For 8.76 mm Glass	
	EUZ10G For 10 mm Glass	
	EUZ1076G For 10.76 mm Glass	
	EUZ12G For 12 mm Glass	
	EUZ1276G For 12.76 mm Glass	
	EUZS6G For 6 mm Glass	CRL Rubber gasket for EUZSF Series Clamps <ul style="list-style-type: none">• 45 mm x 45 mm• For use with toughened or laminated glass• Sold by the pair• Black
	EUZS8G For 8 mm Glass	
	EUZS876G For 8.76 mm Glass	
	EUZS10G For 10 mm Glass	
	EUZS1076G For 10.76 mm Glass	
	EUZLS6GL For 6 mm Glass	CRL Rubber gasket for EUZLSF/EUZLS42/EUZLS48 Series Clamps <ul style="list-style-type: none">• 55 mm x 55 mm• For use with toughened or laminated glass• Sold by the pair• Black
	EUZLS676GL For 6.76 mm Glass	
	EUZLS8GL For 8 mm Glass	
	EUZLS876GL For 8.76 mm Glass	
	EUZLS10GL For 10 mm Glass	
	EUZLS1076GL For 10.76 mm Glass	
	EUZLS12GL For 12 mm Glass	
	EUZLS1276GL For 12.76 mm Glass	
	EUZCOV	Replacement Screw cover caps <ul style="list-style-type: none">• Replacement screw cover caps for EUZ series clamps

Post Railing System ▼

**316 GRADE
STAINLESS STEEL**

CAT. NO.	DESCRIPTION	CAT. NO.	DESCRIPTION
 <p>EUPR4242BBS Brushed Stainless EUPR4242BPS Polished Stainless</p>	<p>CRL 1,100 mm Post</p> <ul style="list-style-type: none"> • 42.4 mm posts • 316 grade stainless steel • Sold as a complete post kit • For 8.76 mm, 10 mm, 10.76 mm and 12 mm glass • Available in brushed and polished stainless steel • No clamps provided • 2.5 mm material thickness 		
 <p>EUPR4242EBS Brushed Stainless EUPR4242EPS Polished Stainless</p>	<p>CRL 1,100 mm End Post Kit</p> <ul style="list-style-type: none"> • 42.4 mm posts • 316 grade stainless steel • Sold as a complete post kit • For 8.76 mm, 10 mm, 10.76 mm and 12 mm glass • Available in brushed and polished stainless steel • 2.5 mm material thickness 	 <p>EUPR4242LBS Brushed Stainless EUPR4242LPS Polished Stainless</p>	<p>CRL 1,100 mm 90° Post Kit</p> <ul style="list-style-type: none"> • 42.4 mm posts • 316 grade stainless steel • Sold as a complete post kit • For 8.76 mm, 10 mm, 10.76 mm and 12 mm glass • Available in brushed and polished stainless steel • 2.5 mm material thickness 
 <p>EUPR4242CBS Brushed Stainless EUPR4242CPS Polished Stainless</p>	<p>CRL 1,100 mm Centre Post Kit</p> <ul style="list-style-type: none"> • 42.4 mm posts • 316 grade stainless steel • Sold as a complete post kit • For 8.76 mm, 10 mm, 10.76 mm and 12 mm glass • Available in brushed and polished stainless steel • 2.5 mm material thickness 	 <p>EUPR4242ABS Brushed Stainless EUPR4242APS Polished Stainless</p>	<p>CRL 1,100 mm 135° Post Kit</p> <ul style="list-style-type: none"> • 42.4 mm posts • 316 grade stainless steel • Sold as a complete post kit • For 8.76 mm, 10 mm, 10.76 mm and 12 mm glass • Available in brushed and polished stainless steel • 2.5 mm material thickness

CAT. NO.	DESCRIPTION	CAT. NO.	DESCRIPTION
	EUPR42BBS Brushed Stainless CRL 1,100 mm Post <ul style="list-style-type: none">• 50.8 mm post kits• 316 grade stainless steel• Sold as a complete post kit• For 10 mm and 12 mm glass• 1,100 mm high• No clamps provided• 2.5 mm material thickness		EUPR42EBS Brushed Stainless EUPR42EPS Polished Stainless CRL 1,100 mm End Post Kit <ul style="list-style-type: none">• 50.8 mm post kits• 316 grade stainless steel• Sold as a complete post kit• For 10 mm and 12 mm glass• 2.5 mm material thickness
	EUPR42CBS Brushed Stainless EUPR42CPS Polished Stainless CRL 1,100 mm Centre Post Kit <ul style="list-style-type: none">• 50.8 mm post kits• 316 grade stainless steel• Sold as a complete post kit• For 10 mm and 12 mm glass• 2.5 mm material thickness		EUPR42LBS Brushed Stainless EUPR42LPS Polished Stainless CRL 1,100 mm 90° Post Kit <ul style="list-style-type: none">• 50.8 mm post kits• 316 grade stainless steel• Sold as a complete post kit• For 10 mm and 12 mm glass• 2.5 mm material thickness
	EUPR42ABS Brushed Stainless EUPR42APS Polished Stainless CRL 1,100 mm 135° Post Kit <ul style="list-style-type: none">• 50.8 mm post kits• 316 grade stainless steel• Sold as a complete post kit• For 8.76 mm, 10 mm, 10.76 mm and 12 mm glass• Available in brushed and polished stainless steel• 2.5 mm material thickness		

Online Ordering



The easiest way to shop at CR Laurence

At crlaurence.co.uk you have 24/7 access to thousands of quality products all just a few clicks away.

With instant access to pricing, stock availability and account information, ordering from CR Laurence has never been easier.

Our home page is regularly updated with the latest offers and newest products so you have the most up to date information at your fingertips.

It's easy to sign up for access to crlaurence.co.uk but if you do need any assistance please call CRL Customer Services on 00 800 04216144.



Search our product database



Check pricing









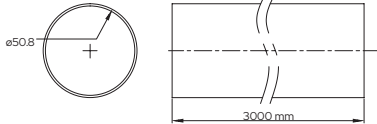

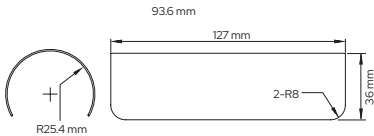

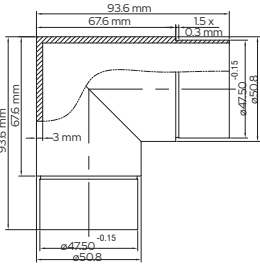

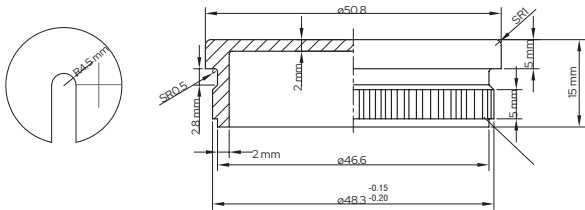

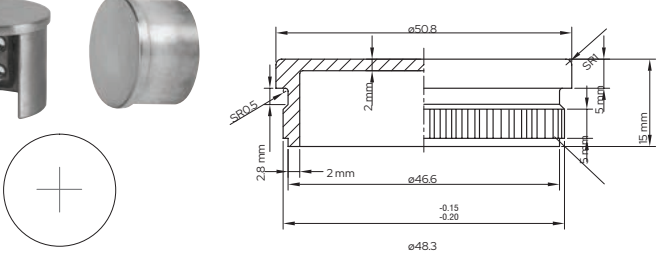

Check stock availability








Order 24/7 at crlaurence.co.uk


Ideal clamps for pre-assembled postkits

CAT. NO.		DESCRIPTION
 Polished Stainless Brushed Stainless		CRL Flat Back Glass Clamp <ul style="list-style-type: none">• For 10 mm and 12 mm glass• The ideal clamp for use on mezzanines, partitions, railings and windbreaks• 316 grade stainless steel• Comes complete with gaskets for monolithic, toughened glass• For laminated glass use the EUZ5GASK107 joints• For support plates order EUZ5SUPPORT
 Polished Stainless Brushed Stainless		CRL Radius Back Glass Clamp <ul style="list-style-type: none">• Clamp for 50.8 mm Ø tubing• For 10 mm and 12 mm glass• The ideal clamp for use on mezzanines, partitions, railings and windbreaks• 316 grade stainless steel• Comes complete with gaskets for monolithic toughened glass• For laminated glass use the EUZ5GASK107 joints• For support plates order EUZ5SUPPORT
 For 10.7 mm Glass For 8.7 mm Glass		Gasket For EUZ5 Clamps <ul style="list-style-type: none">• Gaskets to be used with EUZ51012 clamps• Suitable for laminated glass (tempered laminated)
		Support Plate For EUZ5 Clamps <ul style="list-style-type: none">• Bottom supporting plate to be used with EUZ51012 clamps• Suitable when laminated glass (tempered laminated) is installed• This supporting plate prevents the clamp from applying too much pressure on the surfaces of the glass
 For 50.8 mm post kits Brushed Stainless Polished Stainless For 42.4 mm post kits Brushed Stainless Polished Stainless		CRL 1,100 mm Post Flat Plate Cap <ul style="list-style-type: none">• For 50.8 mm post kits• Sold individually• Used with European post kits• 316 grade stainless steel


	CAT. NO.	DESCRIPTION
 	EUHR20BS Brushed Stainless EUHR20PS Polished Stainless	CRL 3 m Hand Rail Tubing <ul style="list-style-type: none"> • For 50.8 mm post kits • Sold per 3 metre length • Used with European post kits • 1.2 mm material thickness • 316 grade stainless steel
 	EUHR20CSS Brushed Stainless	CRL Internal Connector <ul style="list-style-type: none"> • For 50.8 mm post kits • Used with handrail tubing • 316 grade stainless steel
 	EUHR20HBS Brushed Stainless EUHR20HPS Polished Stainless	CRL 90° Corner <ul style="list-style-type: none"> • For 50.8 mm post kits • Sold individually • Used with European post kits • 316 grade stainless steel
 	EUHR20SECBS Brushed Stainless EUHR20SECPS Polished Stainless	CRL Securing End Cap <ul style="list-style-type: none"> • For 50.8 mm post kits • Sold individually • Used with handrail tubing • 316 grade stainless steel
 	EUHR20ECBS Brushed Stainless EUHR20ECPS Polished Stainless	CRL End Cap <ul style="list-style-type: none"> • For 50.8 mm post kits • Sold individually • Used with handrail tubing • 316 grade stainless steel
	EUHR20YBS Brushed Stainless EUHR20YPS Polished Stainless	CRL Full Flange <ul style="list-style-type: none"> • For 50.8 mm post kits • Ready-to-install • 316 grade stainless steel

Glass Standoffs ▼

	CAT. NO.	DESCRIPTION
12 mm Diameter 	Polished Stainless SOB1214PS 6 mm SOB1212PS 12 mm SOB1234PS 19 mm SOB121PS 25 mm SOB12114PS 32 mm SOB12112PS 38 mm	CRL 12 mm Diameter Standoff Base • Made from 316 grade stainless steel and available in two finishes • Accomplish your design objective by selecting any of six different lengths • No internal threads • Use monolithic tempered glass NOTE: please ONLY use CRL Hanger bolts
	Brushed Stainless SOB1214BS 6 mm SOB1212BS 12 mm SOB1234BS 19 mm SOB121BS 25 mm SOB12114BS 32 mm SOB12112BS 38 mm	
	CAP12PS Polished Stainless CAP12BS Brushed Stainless	CRL 12 mm Diameter Standoff Cap Assembly • Available in two finishes • Standard cap • Made from 316 grade stainless steel
19 mm Diameter  	Polished Stainless SOB3414PS 6 mm SOB3412PS 12 mm SOB3434PS 19 mm SOB341PS 25 mm SOB34112PS 38 mm SOB342PS 50 mm SOB344PS 100 mm SOB346PS 150 mm	CRL 19 mm Diameter Standoff Base • Accomplish your design objective by choosing one of up to eight different lengths • 316 grade stainless steel – can be used indoors or outdoors NOTE: please ONLY use CRL Hanger bolts
	Brushed Stainless SOB3414BS 6 mm SOB3412BS 12 mm SOB3434BS 19 mm SOB341BS 25 mm SOB34112BS 38 mm SOB342BS 50 mm SOB344BS 100 mm SOB346BS 150 mm	Brass SOB3434BR 19 mm SOB341BR 25 mm SOB34112BR 38 mm SOB342BR 50 mm SOB344BR 100 mm SOB346BR 150 mm
	Matte Black SOB3434MBL 19 mm SOB341MBL 25 mm SOB342MBL 50 mm SOB344MBL 100 mm SOB346MBL 150 mm	
	Gun Metal SOB3434GM 19 mm SOB341GM 25 mm SOB34112GM 38 mm SOB342GM 50 mm SOB344GM 100 mm SOB346GM 150 mm	
	Chrome SOB3434CH 19 mm SOB341CH 25 mm SOB34112CH 38 mm SOB342CH 50 mm SOB344CH 100 mm SOB346CH 150 mm	
	Satin Chrome SOB3434SC 19 mm SOB341SC 25 mm SOB34112SC 38 mm SOB342SC 50 mm SOB344SC 100 mm SOB346SC 150 mm	

	CAT. NO.	DESCRIPTION
	CAP34PS Polished Stainless	CRL 19 mm Diameter Standoff Cap Assembly <ul style="list-style-type: none">• Choice of two styles available in several popular finishes• Standard cap• Made from 316 grade stainless steel
	CAP34BS Brushed Stainless	
	CAP34CH Chrome	
	CAP34SC Satin Chrome	
	CAP34BR Brass	
	CAP34MBL Matte Black	
	CAP34GM Gun Metal	

25 mm Diameter



Polished Stainless
SOB1014PS 6 mm
SOB1012PS 12 mm
SOB1034PS 19 mm
SOB101PS 25 mm
SOB10112PS 38 mm
SOB102PS 50 mm
SOB104PS 100 mm
SOB106PS 150 mm

Brushed Stainless
SOB1014BS 6 mm
SOB1012BS 12 mm
SOB1034BS 19 mm
SOB101BS 25 mm
SOB10112BS 38 mm
SOB102BS 50 mm
SOB104BS 100 mm
SOB106BS 150 mm

CRL 25 mm Diameter Standoff Base

- Accomplish your design objective by choosing one of eight different lengths
- 316 grade stainless steel - can be used indoors or outdoors




	CAP1PS Polished Stainless	CRL 25 mm Diameter Standoff Cap Assembly <ul style="list-style-type: none">• Available in two finishes• Standard cap• Made from 316 grade stainless steel
	CAP1BS Brushed Stainless	




For more information about our product ranges take a look at our other brochures;

- Frameless Shower Door Hardware
- Adjustable Glass Balustrade Systems
- Door Hardware and Office Partition Systems
- Architectural Glass Fixings
- Oil Dynamic Hinges

For your copy call **00 800 0421 6144**
 email crl@crlaurence.co.uk or download
 the complete range at crlaurence.co.uk

	CAT. NO.	DESCRIPTION
<div>32 mm Diameter</div> 	Polished Stainless SOB11414PS 6 mm SOB11412PS 12 mm SOB11434PS 19 mm SOB1141PS 25 mm SOB114112PS 38 mm SOB1142PS 50 mm SOB1144PS 100 mm SOB1146PS 150 mm	Brass SOB11414BR 6 mm SOB11412BR 12 mm SOB11434BR 19 mm SOB1141BR 25 mm SOB114112BR 38 mm SOB1142BR 50 mm SOB1144BR 100 mm SOB1146BR 150 mm
	Brushed Stainless SOB11414BS 6 mm SOB11412BS 12 mm SOB11434BS 19 mm SOB1141BS 25 mm SOB114112BS 38 mm SOB1142BS 50 mm SOB1144BS 100 mm SOB1146BS 150 mm	Matte Black SOB11414MBL 6 mm SOB11412MBL 12 mm SOB11434MBL 19 mm SOB1141MBL 25 mm SOB1142MBL 50 mm SOB1144MBL 100 mm SOB1146MBL 150 mm
	Chrome SOB11414CH 6 mm SOB11412CH 12 mm SOB11434CH 19 mm SOB1141CH 25 mm SOB114112CH 38 mm SOB1142CH 50 mm SOB1144CH 100 mm SOB1146CH 150 mm	Gun Metal SOB11414GM 6 mm SOB11412GM 12 mm SOB11434GM 19 mm SOB1141GM 25 mm SOB114112GM 38 mm SOB1142GM 50 mm SOB1144GM 100 mm SOB1146GM 150 mm
	Satin Chrome SOB11414SC 6 mm SOB11412SC 12 mm SOB11434SC 19 mm SOB1141SC 25 mm SOB114112SC 38 mm SOB1142SC 50 mm SOB1144SC 100 mm SOB1146SC 150 mm	
	CAP114PS Polished Stainless CAP114BS Brushed Stainless CAP114CH Chrome CAP114SC Satin Chrome CAP114BR Brass CAP114MBL Matte Black CAP114GM Gun Metal CAPF114BS Flush Cap	CRL 32 mm Diameter Standoff Cap Assembly <ul style="list-style-type: none">• Available in several popular finishes• Flush cap also available• Made from 316 grade stainless steel
<div>38 mm Diameter</div> 	Polished Stainless SOB11212PS 12 mm SOB11234PS 19 mm SOB1121PS 25 mm SOB112112PS 38 mm SOB1122PS 50 mm SOB1124PS 100 mm	CRL 38 mm Diameter Standoff Base <ul style="list-style-type: none">• Infinite design options including signage, furniture and retail display• Accomplish your design objective by choosing one of six different lengths• Made from 316 grade stainless steel and available in two finishes• Threaded completely through
	Brushed Stainless SOB11212BS 12 mm SOB11234BS 19 mm SOB1121BS 25 mm SOB112112BS 38 mm SOB1122BS 50 mm SOB1124BS 100 mm	NOTE: please ONLY use CRL Hanger bolts

	CAT. NO.	DESCRIPTION
	CAP112PS Polished Stainless CAP112BS Brushed Stainless CAPF112BS Flush Cap	CRL 38 mm Diameter Standoff Cap Assembly <ul style="list-style-type: none"> • Available in two finishes • Flush cap also available • Made from 316 grade stainless steel • Secured with 9.5 mm x 16 mm threaded stud • Custom sizes and finishes are also available
<div data-bbox="177 555 448 600">50 mm Diameter</div> 	Polished Stainless SOB212PS 12 mm SOB234PS 19 mm SOB21PS 25 mm SOB2112PS 38 mm SOB22PS 50 mm SOB24PS 100 mm Brushed Stainless SOB212BS 12 mm SOB234BS 19 mm SOB21BS 25 mm SOB2112BS 38 mm SOB22BS 50 mm SOB24BS 100 mm	CRL 50 mm Diameter Standoff Base <ul style="list-style-type: none"> • Infinite design options including signage, furniture and retail display • Made from 316 grade stainless steel and available in two finishes • Threaded 25.4 mm on each end • Accomplish your design objective by choosing one of six different lengths <p>NOTE: please ONLY use CRL Hanger bolts</p>
	CAP2PS Polished Stainless CAP2BS Brushed Stainless CAP2MBL Matte Black LPC2BS Low Profile Cap	CRL 50 mm Diameter Standoff Cap Assembly <ul style="list-style-type: none"> • Available in several popular finishes • Made from 316 grade stainless steel • Secured with 9.5 mm x 16 mm threaded stud • Custom sizes and finishes are also available
	TS1CH Chrome TS1SC Satin Chrome	CRL 25 mm Diameter Tube Style Standoffs <ul style="list-style-type: none"> • Convenient compact design includes base, cap, stud, and washers
<div data-bbox="169 1917 959 1951">Square Standoffs Also Available Visit crlaurence.co.uk for more details.</div> 		



CAT. NO.

Brushed Stainless
SM14BS 6 mm glass
SM38BS 10 mm glass
SM12BS 12 mm glass

Chrome
SM14CH 6 mm glass
SM38CH 10 mm glass
SM12CH 12 mm glass

Satin Chrome
SM14SC 6 mm glass
SM38SC 10 mm glass
SM12SC 12 mm glass

Brass
SM14BR 6 mm glass
SM38BR 10 mm glass
SM12BR 12 mm glass

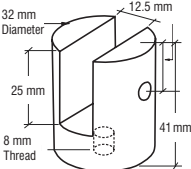
Matte Black
SM14MBL 6 mm glass
SM38MBL 10 mm glass
SM12MBL 12 mm glass

Gun Metal
SM14GM 6 mm glass
SM38GM 10 mm glass
SM12GM 12 mm glass

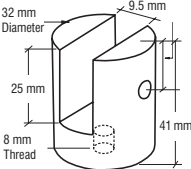
DESCRIPTION

CRL Slot Mount Standoffs


- Designed to hold 6 mm, 10 mm or 12 mm thick panels
- No drilling required for installation



SM14BS/CH
SM12BS/CH



SM38BS/CH



RSOBA45BS
Diameter Ø 45 mm

RSOBA60BS
Diameter Ø 60 mm

CRL Langle Adjustable Standoffs

- Tested to DIN 18003-3
- Salt spray tested to DIN EN ISO 4628-2 and 4628-3
- 304 Grade Brushed Stainless Steel
- Max load: 100 kg
- Consisting of:
 - 1 flat cap
 - 1 spacer
 - 1 fixing disc
 - 2 EPDM washers, 2 EPDM sleeves, 2 stud bolts M10 (application depending on glass thickness)

CAT. NO.	Diameter	Wall-Glass	Stud Bolt	Glass Thickness	Cut Out
RSOBA45BS	Ø 45 mm	25 mm - 35 mm	M10x30 M10x35	16 mm - 20 mm 24 mm	Ø 22 mm Ø 22 mm
RSOBA60BS	Ø 60 mm	25 mm - 35 mm	M10x30 M10x35	16 mm - 20 mm 24 mm	Ø 26 mm Ø 26 mm



RSOB45BS
Diameter Ø 45 mm

RSOB60BS
Diameter Ø 60 mm


CRL Langle Fix Standoffs

- Tested to DIN 18003-3
- Salt Spray tested to DIN EN ISO 4628-2 and 4628-3
- 304 Grade Brushed Stainless Steel
- Max load: 100 kg
- Consisting of:
 - 1 flat cap
 - 1 spacer
 - 2 EPDM
 - 1 EPDM




CAT. NO.	Diameter	Wall-Glass	Stud Bolt	Glass Thickness	Cut Out
RSOB45BS	Ø 45 mm	30 mm	M10x70	8 mm - 20 mm	Ø 22 mm
RSOB60BS	Ø 60 mm	30 mm	M10x70	10 mm - 24 mm	Ø 26 mm


CAT. NO.	DESCRIPTION
 <p>RSOB2134PS Polished Stainless RSOB2134BS Brushed Stainless</p>	<p>CRL Glass Rail Standoff Base And Cap</p> <ul style="list-style-type: none"> • For use with 12 mm and 19 mm monolithic toughened glass or 13.5 mm and 21.5 mm laminated toughened glass using DuPont™ SentryGlas® Interlayers • Designed for steel, wood and concrete substrates • One 19 mm diameter hole per fitting • 51 mm diameter caps • 316 grade stainless finish
 <p>SW2S For 51 mm Standoffs</p>	<p>CRL Clear Vinyl Replacement Washer</p> <ul style="list-style-type: none"> • Protects the glass from making contact with the metal base and cap
 <p>CWK112 For 38 mm Standoffs CWK2 For 51 mm Standoffs</p>	<p>CRL Replacement Washers</p> <ul style="list-style-type: none"> • Protects the glass from making contact with the metal base and cap
 <p>ACN3816S Stainless Steel</p>	<p>CRL Acorn Cap Nut</p> <ul style="list-style-type: none"> • For 38 mm and 50 mm diameter standoffs • For use with the 3/8"-16 size Allen screw or threaded rod accessories • Protects threads during installation of Allen screws or threaded rod • Improves quality of standoff installation • 304 stainless finish
 <p>10-24 Thread Size HN1024S Stainless Steel 1/4"-20 Thread Size HN1420S Stainless Steel HN1420Z Zinc 5/16"-18 Thread Size HN51618S Stainless Steel HN51618Z Zinc 3/8"-16 Thread Size HN3816S Stainless Steel HN3816Z Zinc</p>	<p>CRL Hex Nut</p> <ul style="list-style-type: none"> • For 12 mm diameter standoffs • For 19 mm diameter standoffs • For 32 mm diameter standoffs • For 38 mm diameter standoffs

CRL Hanger Bolts ▼

	CAT. NO.	DESCRIPTION
	HB10241Z 25 mm - Zinc	CRL Hanger Bolt for 12 mm Standoffs • 10-24 UNC thread size works with all 12 mm standoff bases
	HB1024112Z 38 mm - Zinc	
	HB10242Z 51 mm - Zinc	
	HB1024212Z 64 mm - Zinc	
	HB14112S 38 mm - Stainless	CRL Hanger Bolt for 19 mm Standoffs • 1/4" - 20 UNC thread size works with all 19 mm standoff bases
	HB14212S 64 mm - Stainless	
	HB14112Z 38 mm - Zinc	
	HB14212Z 64 mm - Zinc	
	HB516112S 38 mm - Stainless	CRL Hanger Bolt for 32 mm Standoffs • 5/16" - 18 UNC thread size works with all 32 mm standoff bases
	HB516212S 64 mm - Stainless	
	HB516112Z 38 mm - Zinc	
	HB516212Z 64 mm - Zinc	
	HB38112S 38 mm - Stainless	CRL Hanger Bolt for 38 and 50 mm Ø Standoffs • 3/8" - 16 UNC thread size works with all 38 mm standoff bases
	HB38212S 64 mm - Stainless	
	HB38112Z 38 mm - Zinc	
	HB38212Z 64 mm - Zinc	
	TR3816X36S Stainless	CRL Hanger Bolt for 32 mm and 50 Ø Standoffs • 3/8" - 16 UNC thread size works with all 32 mm standoff bases • 9/14 mm rods can be cut to desired size for custom installations
	TR3816X36Z Zinc	
	AS38112 38 mm	CRL Allen Screw for 38 and 50 mm Ø Standoffs • Stainless finish
	AS38134 44.4 mm	

Further products available please visit crlaurence.co.uk

CAT. NO.	DESCRIPTION
 <p> 165HB416 1/4" - 20 UNC 165HB1024 10-24 UNC 165HB516 5/16" UNC 165HB616 3/8" UNC </p>	<p>CRL Hanger Bolt Driver</p> <ul style="list-style-type: none"> • Used to drive hanger bolt into wall easily • For hand or electric screw driver
 <p> SOW 19 mm to 32 mm SSW12 38 mm to 50 mm </p>	<p>CRL Spanner Wrench for Round Standoff Cap Assembly</p> <ul style="list-style-type: none"> • Easily permits standoff cap assemblies to be tightened or loosened
 <p> EUCA300 Resin EUCANOZZLE Nozzle EUCAPUMP Pump EUCASLEEVE Sleeve </p>	<p>CRL Chemical Anchor System</p> <ul style="list-style-type: none"> • The strongest way to fit standoffs • Odour free • Sets harder than concrete • Suitable for all substrates



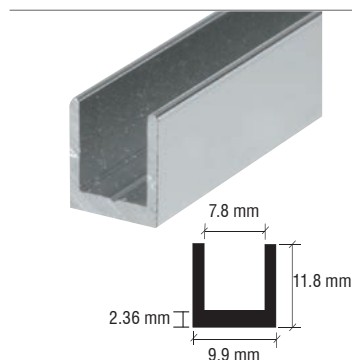
Got a product query?

Contact our experienced Technical Team on
00 800 0421 6144 or email crl_uk@crlaurence.co.uk

U-Channels ▼

CAT. NO.

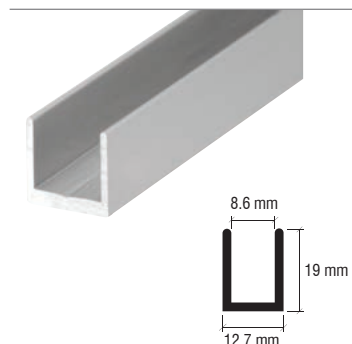
DESCRIPTION



D631BA Bright Anodised
D631BN Brushed Nickel
D631A Satin Anodised
D631ORB Oil Rubbed Bronze
D631GA Gold Anodised
D631BGA Bright Gold Anodised
D631BL Black
D631DU Duranodic Bronze

CRL 6 mm Single Aluminium Channel

- Available in 3.66 m lengths
- Extruded aluminium U-Channel in finishes to match our sculptured series posts
- Wet glazed with clear silicone to secure glass

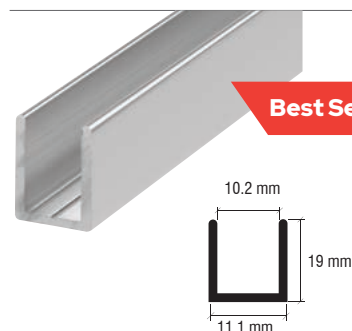


SDCD516BA Bright Anodised
SDCD516BN Brushed Nickel
SDCD516A Satin Anodised
SDCD516ORB Oil Rubbed Bronze
SDCD516BGA Bright Gold Anodised
SDCD516MBL Matte Black

CRL Aluminium Deep U-Channel for 8 mm Glass

- Available in 2.41 m lengths
- Deep pocket does excellent job of securing fixed panels of glass
- Wet glazed with clear silicone to secure glass
- End caps offered to conceal ends of channel
- Use monolithic toughened glass

You may also need Cat. No. EURTV408



2.41 m Length

SDCD38BA Bright Anodised
SDCD38BN Brushed Nickel
SDCD38A Satin Anodised
SDCD38AB Brushed Anodised
SDCD38PN Polished Nickel
SDCD38SN Satin Nickel
SDCD38ORB Oil Rubbed Bronze
SDCD38BGA Bright Gold Anodised
SDCD38MBL Matte Black
SDCD38BL Black
SDCD38BBRZ Brushed Bronze
SDCD38W White
SDCD38ABCO Antique Brushed Copper
SDCD38ABN Antique Brushed Nickel
SDCD38ABRS Antique Brass
SDCD38SB Satin Brass
SDCD38BS Brushed Stainless
SDCD38PS Polished Stainless
SDCD38PCO Polished Copper
SDCD38GM Gun Metal

CRL Aluminium Deep U-channel for 10 and 12 mm glass

- Available in 2.41 m and 3.65 m lengths
- Deep pocket does excellent job of securing fixed panels of glass
- Wet glazed with clear silicone to secure glass
- End caps offered to conceal ends of channel
- Use monolithic toughened glass


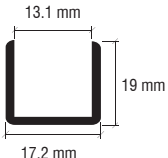


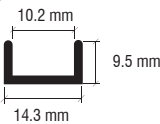

CRL offers the biggest range of shower hardware. Call technical sales to request your SDFD04 sample pack.

3.65 m Length



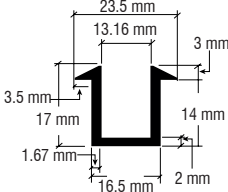
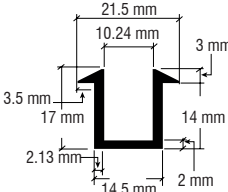
SDCD3812BA Bright Anodised
SDCD3812BN Brushed Nickel
SDCD3812A Satin Anodised
SDCD3812BGA Bright Gold Anodised
SDCD3812MBL Matte Black

Finishes

CH	SC	BSC	BR	SB	ABR	BN	PN	ORB	SN	ABN
Chrome	Satin Chrome	Brushed Satin Chrome	Brass	Satin Brass	Antique Brass	Brushed Nickel	Polished Nickel	Oil Rub Bronze	Satin Nickel	Antique Brush Nickel

CAT. NO.	DESCRIPTION
 	<p>CRL Aluminium Deep U-Channel for 12 mm Glass</p> <ul style="list-style-type: none"> • Available in 2.41 m and 3.65 m lengths • Deep pocket does excellent job of securing fixed panels of glass • Wet glazed with clear silicone to secure glass • End caps offered to conceal ends of channel • Use monolithic toughened glass <p>2.41 m Length</p> <p>SDCD12BA Bright Anodised SDCD12BN Brushed Nickel SDCD12A Satin Anodised SDCD12AB Brushed Anodised SDCD12PN Polished Nickel SDCD12SN Satin Nickel SDCD12ORB Oil Rubbed Bronze SDCD12BGA Bright Gold Anodised SDCD12MBL Matte Black SDCD12BL Black SDCD12BBRZ Brushed Bronze SDCD12W White SDCD12ABCO Antique Brushed Copper SDCD12ABN Antique Brushed Nickel SDCD12ABRS Antique Brass SDCD12SB Satin Brass SDCD12BS Brushed Stainless SDCD12PS Polished Stainless SDCD12PCO Polished Copper SDCD38GM Gun Metal</p> <p>3.65 m Length</p> <p>SDCD1212BA Bright Anodised SDCD1212BN Brushed Nickel SDCD1212A Satin Anodised SDCD1212BGA Bright Gold Anodised SDCD1212MBL Matte Black</p>
	<p>For 10 mm Deep U-Channel (SDCD38) CRL End Cap</p> <ul style="list-style-type: none"> • Covers open end of SDCD and DUC Series U-Channels • Easy-to-install <p>SDCEC38CH Chrome SDCEC38BN Brushed Nickel SDCEC38ORB Oil Rubbed Bronze SDCEC38BR Polished Brass SDCEC38MBL Matte Black SDCEC38SC Satin Chrome</p> <p>For 12 mm Deep U-channel (SDCD12)</p> <p>SDCEC12CH Chrome SDCEC12BN Brushed Nickel SDCEC12ORB Oil Rubbed Bronze SDCEC12BR Polished Brass SDCEC12MBL Matte Black SDCEC12SC Satin Chrome</p>
 	<p>SDCR38BA Bright Anodised SDCR38BN Brushed Nickel SDCR38ORB Oil Rubbed Bronze SDCR38BGA Bright Gold Anodised SDCR38MBL Matte Black</p> <p>CRL Aluminium Regular U-Channel for 10 mm Glass</p> <ul style="list-style-type: none"> • Available in 2.41 m lengths • Wet glazed with clear silicone to secure fixed panels of glass • Lower profile allows maximum glass exposure • Use monolithic toughened glass <p>You may also need Cat. No. EURTV408</p> 



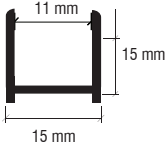
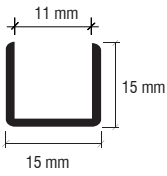


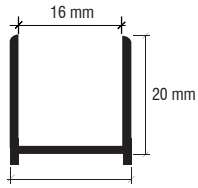
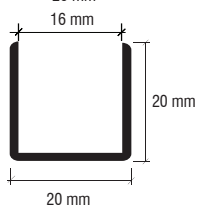


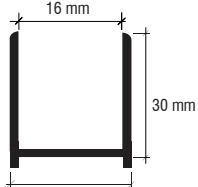
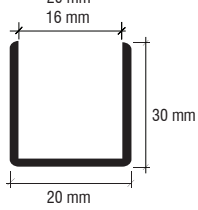


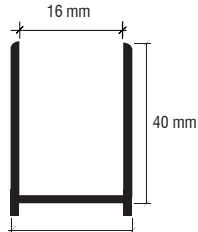
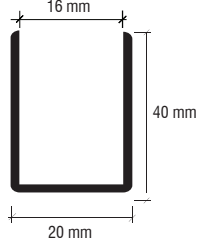
ABRZ	BCO	ABCO	GP	ABL	AW	MBL	BBRZ	PCO	GM	BL	CBA	WC	UBR
Antique Bronze	Brushed Copper	Antique Brush Copper	Gold Plated	All Black	All White	Matte Black	Brushed Bronze	Polished Copper	Gun Metal	Black with Chrome	Chrome+Brass Accents	White Chrome	Ultra Brass

CAT. NO.	DESCRIPTION
	<p>SDCR12BA Bright Anodised</p> <p>SDCR12BN Brushed Nickel</p> <p>SDCR12ORB Oil Rubbed Bronze</p> <p>SDCR12BGA Bright Gold Anodised</p> <p>SDCR12MBL Matte Black</p> <p>CRL Aluminium Regular U-Channel for 12 mm Glass</p> <ul style="list-style-type: none">• Available in 2.41 m lengths• Wet glazed with clear silicone to secure fixed panels of glass• Lower profile allows maximum glass exposure• Use monolithic toughened glass
	<p>SDCF38BA For 8 mm to 10 mm Glass Bright Anodised</p> <p>SDCF38BN For 8 mm to 10 mm Glass Brushed Nickel</p> <p>SDCF12BA For 12 mm Glass Bright Anodised</p> <p>SDCF12BN For 12 mm Glass Brushed Nickel</p> <p>CRL Aluminium Recessed U-Channel for 8 to 12 mm Glass</p> <ul style="list-style-type: none">• Available in 2.49 m lengths• Ideal for recessing glass and creating the “all-glass” appearance• Top of channel angled to assist with water deflection• Top lip helps cover edge of tile <div></div> <p>SDCF38SDCF12</p>

C.R. Laurence is a full service provider of architectural metals, glass fittings, and professional-grade glazing supplies.


- Over 50,000 products available
- With over 100,000 square foot of storage space we are able to despatch your orders quicker than ever
- Specialist advice from our in-house technical team
- CRL’s guarantee of quality products across our range

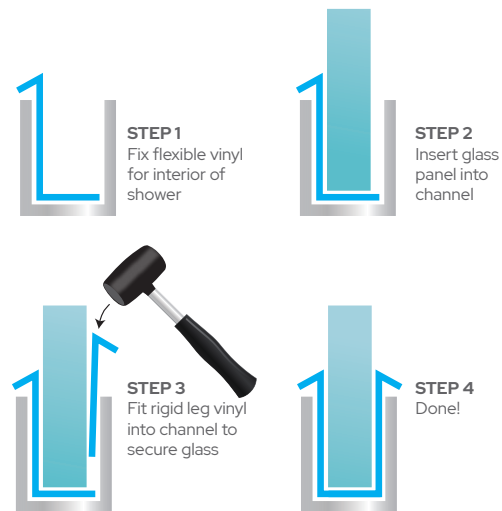


CAT. NO.		DESCRIPTION	
 		SDCD1515A Satin Anodised - 2.5 m SDCD1515BA Bright Anodised - 2.5 m SDCD1515BN Brushed Nickel - 2.5 m	CRL Aluminium U-Channel for 10mm to 12 mm Glass <ul style="list-style-type: none"> • Wet glazed with clear silicone to secure glass • 2 mm wall thickness • Channel measures 15 mm x 15 mm x 15 mm
		SDCD1515CH Chrome - 3 m SDCD1515BN6M Brushed Nickel - 6 m SDCD1515CH6M Chrome - 6 m	
 		SDCD2020A Satin Anodised - 2.5 m SDCD2020BA Bright Anodised - 2.5 m SDCD2020BN Brushed Nickel - 2.5 m	• Channel measures 20 mm x 20 mm x 20 mm
		SDCD2020CH Chrome - 3 m	
 		SDCD3020A Satin Anodised - 2.5 m SDCD3020BA Bright Anodised - 2.5 m SDCD3020BN Brushed Nickel - 2.5 m	• Channel measures 30 mm x 20 mm x 30 mm
		SDCD3020CH Chrome - 3 m	
 		SDCD4020A Satin Anodised - 2.5 m SDCD4020BA Bright Anodised - 2.5 m SDCD4020BN Brushed Nickel - 2.5 m	• Channel measures 40 mm x 20 mm x 40 mm
		SDCD4020CH Chrome - 3 m	



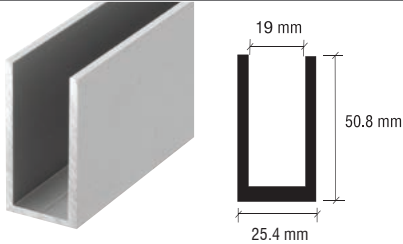


See next page for end caps

CAT. NO.	DESCRIPTION
	SDCEC1515A Satin Anodised 15 mm x 15 mm
	SDCEC1515BA Bright Anodised 15 mm x 15 mm
	SDCEC1515BN Brushed Nickel 15 mm x 15 mm
	SDCEC2020A Satin Anodised 20 mm x 20 mm
	SDCEC2020BA Bright Anodised 20 mm x 20 mm
	SDCEC2020BN Brushed Nickel 20 mm x 20 mm
	SDCEC3020BA Bright Anodised 30 mm x 20 mm
	SDCEC4020BA Bright Anodised 40 mm x 20 mm



	DUC516BA Bright Anodised - 8 mm	CRL Dry Glaze U-Channel With Vinyl for 8 mm and 10 mm Glass <ul style="list-style-type: none">• Available in 2.41 m lengths• Recess in bottom channel hides caulk line• Clear vinyl's secure glass in channel and eliminate the need for messy silicone• Use monolithic toughened glass
	DUC516BN Brushed Nickel - 8 mm	
	DUC38BA Bright Anodised - 10 mm	
	DUC38BN Brushed Nickel - 10 mm	
	DUC38ORB Oil Rubbed Bronze - 10 mm	

CAT. NO.	DESCRIPTION
	<p>WU3SASL Satin Anodised - 3 m WU3BSASL Brushed Stainless Anodised - 3 m WU3BASL Bright Anodised - 3 m WU3BBASL Bright Brushed Anodised - 3 m WU3BLSL Black - 3 m WU3DUSL Black Bronze - 3 m WU3PORBSL Oil Rubbed Bronze - 3 m WU3SA240 Satin Anodised - 6 m WU3BSA240 Brushed Stainless Anodised - 6 m WU3BA240 Bright Anodised - 6 m WU3BBA240 Bright Brushed Anodised - 6 m WU3BL240 Black - 6 m WU3DU240 Black Bronze - 6 m</p> <p>CRL Aluminium Shallow 25 mm Wet/Dry Glaze U-Channel</p> <ul style="list-style-type: none"> • Available in 3 m or 6 m lengths • Use with silicone (wet) or glazing gasket (dry) for 10 mm and 12 mm glass • Typically used at the bottom of glass panels • Matching end caps sold separately
	<p>WU3ECSA Satin Anodised WU3ECBS Brushed Stainless WU3ECBSA Brushed Stainless Anodised WU3ECPS Polished Stainless WU3ECBA Bright Anodised WU3ECBBA Bright Brushed Anodised WU3ECSB Satin Brass WU3ECPB Polished Brass WU3ECBL Black WU3ECDU Black Bronze</p> <p>CRL End Caps for WU3 Shallow 25 mm U-Channel</p> <ul style="list-style-type: none"> • Fits WU3 shallow 25 mm wet/dry glaze U-Channels • Easy-to-install with silicone sealant • Finishes off exposed ends • Custom finishes available
	<p>WU1SASL Satin Anodised - 3 m WU1BSASL Brushed Stainless Anodised - 3 m WU1BASL Bright Anodised - 3 m WU1BBASL Bright Brushed Anodised - 3 m WU1BLSL Black - 3 m WU1DUSL Black Bronze - 3 m WU1PORBSL Oil Rubbed Bronze - 3 m WU1WSL White - 3 m WU1SA240 Satin Anodised - 6 m WU1BSA240 Brushed Stainless Anodised - 6 m WU1BA240 Bright Anodised - 6 m WU2BBA240 Bright Brushed Anodised - 6 m WU1BL240 Black - 6 m WU1DU240 Black Bronze - 6 m</p> <p>CRL Aluminium Deep 38 mm Wet/Dry Glaze U-Channel</p> <ul style="list-style-type: none"> • Available in 3 m or 6 m lengths • Typically used at the top of glass panels • Use with silicone (wet) or glazing gasket (dry) for 10 mm and 12 mm glass • Typically used at the bottom of glass panels • Matching end caps sold separately
	<p>WU1ECSA Satin Anodised WU1ECBS Brushed Stainless WU1ECBSA Brushed Stainless Anodised WU1ECPS Polished Stainless WU1ECBA Bright Anodised WU1ECBBA Bright Brushed Anodised WU1ECSB Satin Brass WU1ECPB Polished Brass WU1ECBL Black WU1ECDU Black Bronze</p> <p>CRL End Caps for WU1 Deep 38 mm U-Channel</p> <ul style="list-style-type: none"> • Fits WU1 deep 38 mm wet/dry glaze U-Channels • Easy-to-install with silicone sealant • Finishes off exposed ends

CAT. NO.		DESCRIPTION
		<p>WU2SASL Satin Anodised - 3 m</p> <p>WU2BSASL Brushed Stainless Anodised - 3 m</p> <p>WU2BASL Bright Anodised - 3 m</p> <p>WU2BBASL Bright Brushed Anodised - 3 m</p> <p>WU2BLSL Black - 3 m</p> <p>WU2DUSL Black Bronze - 3 m</p> <p>WU2SA240 Satin Anodised - 6 m</p> <p>WU2BSA240 Brushed Stainless Anodised - 6 m</p> <p>WU2BA240 Bright Anodised - 6 m</p> <p>WU2BBA240 Bright Brushed Anodised - 6 m</p> <p>WU2BL240 Black - 6 m</p> <p>WU2DU240 Black Bronze - 6 m</p>
		<p>WU2ECSA Satin Anodised</p> <p>WU2ECBS Brushed Stainless</p> <p>WU2ECBSA Brushed Stainless Anodised</p> <p>WU2ECPS Polished Stainless</p> <p>WU2ECBA Bright Anodised</p> <p>WU2ECBBA Bright Brushed Anodised</p> <p>WU2ECSB Satin Brass</p> <p>WU2ECBL Black</p> <p>WU2ECDU Black Bronze</p>
		<p>Black Finish</p> <p>RG38100 10 mm Glass 30 m Length Roll</p> <p>RG38500 10 mm Glass 152 m Length Roll</p> <p>RG12100 12 mm Glass 30 m Length Roll</p> <p>RG12500 12 mm Glass 152 m Length Roll</p> <p>Grey Finish</p> <p>RGG38100 10 mm Glass 30 m Length Roll</p> <p>RGG12100 12 mm Glass 30 m Length Roll</p>



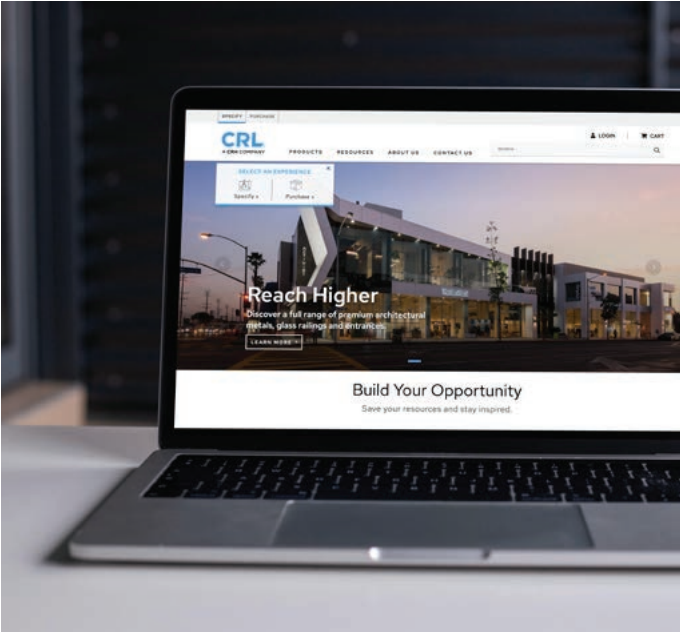
There are even more products online...

At CRL we offer over 50,000 products, if you can't find what you're looking for in this brochure visit our website at www.crlaurence.co.uk or call us on 00 800 0421 6144.



CAT. NO.	DESCRIPTION
 	<p>EZCC88 8.8 mm, Laminated Glass EZCC10 10 mm, Toughened Glass EZCC108 10.8 mm, Laminated Glass EZCC12 12 mm, Toughened Glass EZCC128 12.8 mm, Laminated Glass</p> <p>CRL Clear Glass Joint System 180° Partition Strip</p> <ul style="list-style-type: none"> • Provides a clear slimline finish between two glass panels • Excellent adhesion from pre-applied high bond tape • 3 m lengths
 	<p>EZCL10 10 mm, Toughened Glass EZCL12 12 mm, Toughened Glass EZCL128 12.8 mm, Laminated Glass</p> <p>CRL Clear Glass Joint System 90° Corner Protection Strip</p> <ul style="list-style-type: none"> • Provides a clear slimline finish between two glass panels • Excellent adhesion from pre-applied high bond tape • 3 m lengths
 	<p>EZCT10 10 mm, Toughened Glass EZCT108 10.8 mm, Laminated Glass EZCT12 12 mm, Toughened Glass</p> <p>CRL Clear Glass Joint System 3-Way Partition Strip</p> <ul style="list-style-type: none"> • Provides a clear slimline finish between two glass panels • Excellent adhesion from pre-applied high bond tape • 3 m lengths
 	<p>EZCE10 10 mm, Toughened Glass EZCE108 10.8 mm, Laminated Glass EZCE12 12 mm, Toughened Glass EZCE128 12.8 mm, Laminated Glass</p> <p>CRL Clear Glass Joint System Abutment Strip</p> <ul style="list-style-type: none"> • Provides a clear slimline finish between two glass panels • Excellent adhesion from pre-applied high bond tape • 3 m lengths

CAT. NO.	DESCRIPTION
 	<p>CLON10 10 mm, Toughened Glass CLON108 10.8 mm, Laminated Glass CLON12 12 mm, Toughened Glass CLON128 12.8 mm, Laminated Glass</p> <p>CRL Clear Glass Joint System 180° In-Line 2-Way Partition Strip</p> <ul style="list-style-type: none">• Clips over the glass joint• 3 m lengths• Does not feature clear high bond tape
 	<p>CLON210 10 mm, Toughened Glass CLON2108 10.8 mm, Laminated Glass CLON212 12 mm, Toughened Glass CLON2128 12.8 mm, Laminated Glass</p> <p>CRL Clear Glass Joint System 90° 2-Way Partition Strip</p> <ul style="list-style-type: none">• Clips over the glass joint• Excellent adhesion from pre-applied clear high bond tape• 3 m lengths
 	<p>CLON310 10 mm, Toughened Glass CLON3108 10.8 mm, Laminated Glass CLON312 12 mm, Toughened Glass CLON3128 12.8 mm, Laminated Glass</p> <p>CRL Clear Glass Joint System 90° 3-Way Partition Strip</p> <ul style="list-style-type: none">• Clips over the glass joint• Excellent adhesion from pre-applied clear high bond tape• 3 m lengths
 	<p>CLON410 10 mm, Toughened Glass CLON4108 10.8 mm, Laminated Glass CLON412 12 mm, Toughened Glass CLON4128 12.8 mm, Laminated Glass</p> <p>CRL Clear Glass Joint System 135° 2-Way Partition Strip</p> <ul style="list-style-type: none">• Clips over the glass joint• Excellent adhesion from pre-applied clear high bond tape• 3 m lengths



At crlaurence.co.uk there are thousands of quality products just a few clicks away. With instant access to the latest pricing and availability you have all the information you need at the click of a mouse.


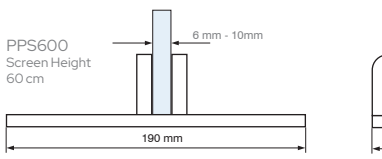
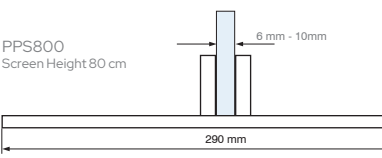
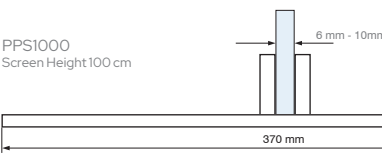
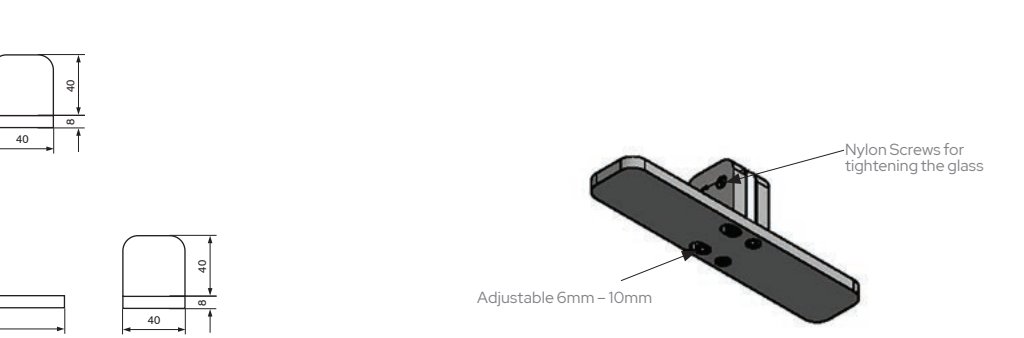
Our home page is regularly updated with all of the latest products and offers so you have the most up to date information at your fingertips.




Protective Screens

From portable partition screens to floor mounted moveable screens, our range of protective screen fittings make it simple to create a hygiene barrier that still enables colleagues, staff and customers to interact.



Fittings for both interior and exterior environments are included and can be chosen in a range of finishes so as to blend in with the environment.







CAT. NO.	DESCRIPTION
	<p>PPS600MBL Matte Black - Up to Max 600 mm Screen Height</p> <p>PPS600BS Brushed Stainless - Up to Max 600 mm Screen Height</p> <p>PPS800MBL Matte Black - Up to Max 800 mm Screen Height</p> <p>PPS800BS Brushed Stainless - Up to Max 800 mm Screen Height</p> <p>PPS1000MBL Matte Black - Up to Max 1000 mm Screen Height</p> <p>PPS1000BS Brushed Stainless - Up to Max 1000 mm Screen Height</p> <p>Portable Partition Screen Fitting</p> <ul style="list-style-type: none">• Support for tempered or laminated glass or acrylic screen• Adjustable thickness 6 mm – 10 mm• Anti-slip base• Recommended: 2 Fittings / metre, 3 Fittings / 1.5 metre
 <p>PPS600 Screen Height 60 cm</p>  <p>PPS800 Screen Height 80 cm</p>  <p>PPS1000 Screen Height 100 cm</p>	 <p>Nylon Screws for tightening the glass</p> <p>Adjustable 6mm – 10mm</p>











Got a product query?

Contact our experienced Technical Team on
00 800 0421 6144 or email crl@crlaurence.co.uk

CAT. NO.	DESCRIPTION
 <p>D990A12E D990A12C D990A12CR D990A123W D990A124W</p> <p>END CENTER 90° CORNER 3-WAY 4-WAY</p>	<p>Aluminium Partition Posts - 12"</p> <ul style="list-style-type: none"> • 5 standard configurations – end, centre, corner, 3-way, 4-way • Aluminum tubing with full length channels for 6 mm thick glass • Top cap and mounting base included • Use Monolithic Toughened Glass <p>D990A12E Satin Anodised – End Part</p> <p>D990BL12E Matte Black – End Part</p> <p>D990A12C Satin Anodised – Centre Part</p> <p>D990BL12C Matte Black – Centre Part</p> <p>D990A12CR Satin Anodised – Corner Part</p> <p>D990BL12CR Matte Black – Corner Part</p> <p>D990A123W Satin Anodised – 3 Way Part</p> <p>D990BL123W Matte Black – 3 Way Part</p> <p>D990A124W Satin Anodised – 4 Way Part</p> <p>D990BL124W Matte Black – 4 Way Part</p>
 <p>D990A18E</p>	<p>Aluminium Partition Posts - 18"</p> <ul style="list-style-type: none"> • 5 standard configurations – end, centre, corner, 3-way, 4-way • Aluminum tubing with full length channels for 6 mm thick glass • Top cap and mounting base included • Use Monolithic Toughened Glass <p>D990A18E Satin Anodised – End Part</p> <p>D990BL18E Matte Black – End Part</p> <p>D990A18C Satin Anodised – Centre Part</p> <p>D990BL18C Matte Black – Centre Part</p> <p>D990A18CR Satin Anodised – Corner Part</p> <p>D990BL18CR Matte Black – Corner Part</p> <p>D990A183W Satin Anodised – 3 Way Part</p> <p>D990BL183W Matte Black – 3 Way Part</p> <p>D990A184W Satin Anodised – 4 Way Part</p> <p>D990BL184W Matte Black – 4 Way Part</p>


CAT. NO.		DESCRIPTION
 D990A24E	D990A24E Satin Anodised - End Part	Aluminium Partition Posts - 24" <ul style="list-style-type: none">• 5 standard configurations – end, centre, corner, 3-way, 4-way• Aluminum tubing with full length channels for 6 mm thick glass• Top cap and mounting base included• Use Monolithic Toughened Glass
	D990BL24E Matte Black - End Part	
	D990A24C Satin Anodised - Centre Part	
	D990BL24C Matte Black - Centre Part	
	D990A24CR Satin Anodised - Corner Part	
	D990BL24CR Matte Black - Corner Part	
	D990A243W Satin Anodised - 3 Way Part	
	D990BL243W Matte Black - 3 Way Part	
	D990A244W Satin Anodised - 4 Way Part	
	D990BL244W Matte Black - 4 Way Part	
 D990A30E	D990A30E Satin Anodised - End Part	
	D990BL30E Matte Black - End Part	
	D990A30C Satin Anodised - Centre Part	
	D990BL30C Matte Black - Centre Part	
	D990A30CR Satin Anodised - Corner Part	
	D990BL30CR Matte Black - Corner Part	
	D990A303W Satin Anodised - 3 Way Part	
	D990BL303W Matte Black - 3 Way Part	
	D990A304W Satin Anodised - 4 Way Part	
	D990BL304W Matte Black - 4 Way Part	
 6406412	6406412 Satin Anodised - Centre Post	Aluminium Partition Posts - 12" <ul style="list-style-type: none">• For use with 6 mm glazing• Available in satin anodised, buffed brite anodised, duranodic bronze• Use Monolithic Toughened Glass
	6409312 Matte Black - Centre Post	
	6406512 Satin Anodised - End Post	
	6409412 Matte Black - End Post	
	6406312 Satin Anodised - Corner Post	
	6409512 Matte Black - Corner Post	
 6406512		 CENTRE END CORNER
 6406312		

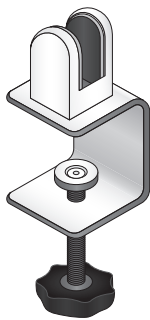
CAT. NO.	DESCRIPTION
 Centre 6406418  End 6406518  Corner 6406318	<p>Aluminium Partition Posts - 18"</p> <ul style="list-style-type: none"> • For use with 6 mm glazing • Available in satin anodised, buffed brite anodised, duranodic bronze • Use Monolithic Toughened Glass 
 Centre 6406424  End 6406524  Corner 6406324	<p>Aluminium Partition Posts - 24"</p> <ul style="list-style-type: none"> • For use with 6 mm glazing • Available in satin anodised, buffed brite anodised, duranodic bronze • Use Monolithic Toughened Glass 



With over 100,000 square foot of storage space we are able to despatch your orders quicker than ever.

Orders are shipped daily from the CRL Warehouse via our trusted carriers. Orders are generally received next day. See our service and shipping information on page 201 or at www.crlaurence.co.uk

CAT. NO.	DESCRIPTION
	<p>DDSPROFILESA Satin Anodised - DDS profile, 3 m</p> <p>DDSLSA Satin Anodised - DDS 90 deg. profile, 3 m</p> <p>DDSFSA Satin Anodised - DDS base fixed flange, with top cap</p> <p>DDSFBSA Satin Anodised - DDS free standing base plate, with top cap</p> <p>DDS2G DDS 2 mm thickness gasket, 3 m</p> <p>DDS4G DDS 4 mm thickness gasket, 3 m</p> <p>DDS6G DDS 6 mm thickness gasket, 3 m</p> <p>DDSI CB DDS internal corner bracket</p> <p>DDSEC DDS End caps (set of 2)</p> <p>DDSPS6 DDS Plastic support, for 6 mm glass</p> <p>DDSPS8 DDS Plastic support, for 8 mm glass</p> <p>Desktop Design System</p> <ul style="list-style-type: none">• A new and innovative range of desktop and countertop designs from CRL• Using a modular system the installer can create glass screens of varying heights for either fixed or freestanding solutions• A base profile with corner connectors provides one useful solution or the same profile can be used as post supports to be fixed back to the surface or to free standing feet



MDSCLAMP

Moveable Desktop Screen Clamp

- This new innovative clamp from CRL allows screens to be temporarily installed either parallel or perpendicular to the surface edge without damaging the desk or work surface
- This solution provides space saving benefits allowing the glass screen to be fixed close to the edge of the surface
- **CRL square or D shaped glass clamps to be ordered separately to be fixed to the moveable desktop screen clamp. Call Technical Sales for further assistance**




31CSS102BS
Brushed Stainless Steel

CRL Glass Clamp

- For a glass thickness of 6 mm to 10 mm
- 316 grade stainless steel
- Maximum holding capacity 8 kg per clamp based on 4 clamps being used
- (L) 55 mm, (H) 55 mm, (Y) 17 mm

CAT. NO.	DESCRIPTION
 <p>45 mm</p> <p>63 mm</p> <p>30 mm</p>	<p>CRL Large D Shape Flat Back Clamp</p> <ul style="list-style-type: none"> • For 8 mm to 12.76 mm toughened or laminated glass • The ideal clamp for use on mezzanines, partitions, railings and windbreaks • Steel pin included for additional glass support • Rubber gasket not included • Please order the following rubber gaskets to suit: <ul style="list-style-type: none"> CAT.NO. EUZ8G for 8 mm glass CAT.NO. EUZ876G for 8.76 mm glass CAT.NO. EUZ10G for 10 mm glass CAT.NO. EUZ1076G for 10.76 mm glass CAT.NO. EUZ12G for 12 mm glass CAT.NO. EUZ1276G for 12.76 mm glass
 <p>45 mm</p> <p>45 mm</p> <p>27 mm</p>	<p>CRL Square Type Flat Back Clamp</p> <ul style="list-style-type: none"> • For 6 mm to 10.76 mm glass • The ideal clamp for use on mezzanines, partitions, railings and windbreaks • Steel pin not included • Rubber gasket not included • Please order the following rubber gaskets to suit: <ul style="list-style-type: none"> CAT.NO. EUZS6G for 6 mm glass CAT.NO. EUZS8G for 8 mm glass CAT.NO. EUZS876G for 8.76 mm glass CAT.NO. EUZS10G for 10 mm glass CAT.NO. EUZS1076G for 10.76 mm glass
	<p>Glass Corner Connectors</p> <ul style="list-style-type: none"> • Chrome finish • Lightweight, Strong, and Durable • Connectors for 5 to 6 mm Glass • Ideally suited for "High Tech" looking modular display systems • Two-Way 90 degree Connectors are used for connecting vertical and horizontal corners of display cubes • The infill panels are secured with nylon tipped screws; no drilling of the glass or other material is required
	<p>CRL Top Mount Clamps - Square 90 Degree Glass-to-Glass T-Junction Clamp</p> <ul style="list-style-type: none"> • A nice option to more traditional u-channel, in that the clamps help the appearance of an 'all-glass' look • Glass fabrication required to accommodate clamps • Use monolithic tempered glass • For 10 to 12 mm glass • Solid brass

	CAT. NO.	DESCRIPTION
	SGC90CH Polished Chrome SGC90BN Brushed Nickel	CRL Top Mount Clamps - Square 90 Degree Glass-to-Glass T-Junction Clamp <ul style="list-style-type: none">• A nice option to more traditional u-channel, in that the clamps help the appearance of an 'all-glass' look• Glass fabrication required to accommodate clamps• Use monolithic tempered glass• For 10 to 12 mm glass• Solid brass
	SGC037CH Polished Chrome SGC037BN Brushed Nickel	CRL Top Mount Clamps - Fixed Panel Square Clamp With Small Leg <ul style="list-style-type: none">• Made of duplex 2205 stainless steel• Does not require holes in the glass• Perfect for bracing glass partitions, windscreens, sound walls, and pool fencing panels• For 10 to 12 mm glass
	SGC039CH Polished Chrome SGC039BN Brushed Nickel	CRL Top Mount Clamps - Fixed Panel Square Clamp With Large Leg <ul style="list-style-type: none">• Larger leg covers more wall surface• Use monolithic toughened glass• Requires 19 mm hole in glass• Clamps contribute to 'all-glass' appearance• For 10 to 12 mm glass
	SOGC90CH Polished Chrome SOGC90BN Brushed Nickel	CRL Top Mount Clamps - Sleeve Over Glass Clamp 90 Degree <ul style="list-style-type: none">• Use monolithic tempered glass• For 8 to 12 mm thick glass• Assists with shear forces• Holds glass panels in position while sealant cures• Solid brass
	SOGCT90CH Polished Chrome SOGCT90MBL Matte Black SOGCT90BN Brushed Nickel	CRL Top Mount Clamps - 90 Degree "Sleeve Over" T-Junction Glass Clamp <ul style="list-style-type: none">• Assists with shear forces• Holds glass panels in position while sealant cures• Use monolithic tempered glass• For 8 to 12 mm thick glass• Solid brass
 <p>NOTE: glass is not included</p>	8 mm glass DUC516BA Bright Anodised DUC516BN Brushed Nickel 10 mm glass DUC38BA Bright Anodised DUC38BN Brushed Nickel	CRL Dry Glaze U-Channel With Vinyl for 8 and 10 mm glass <ul style="list-style-type: none">• Clear vinyls secure glass in channel and eliminate the need for messy silicone• Recess in bottom channel hides caulk line• DUC38 can be used with 8mm glass where RV8DUC rigid vinyl is used (available separately)• Individually packaged• 2.49 m length• Solid brass

CAT. NO.		DESCRIPTION
  		<p>8 mm glass SDCD516BA Bright Anodised SDCD516BN Brushed Nickel SDCD516MBL Matte Black</p>
		<p>10 mm glass SDCD38BA Bright Anodised SDCD38BN Brushed Nickel SDCD38MBL Matte Black</p>
		<p>12 mm glass SDCD12BA Bright Anodised SDCD12BN Brushed Nickel SDCD12MBL Matte Black</p>
		<p>EUMB8SA Satin Anodised - 8 mm Glass EUMB8BN Brushed Nickel - 8 mm Glass EUMB10SA Satin Anodised - 10 mm Glass EUMB10BN Brushed Nickel - 10 mm Glass EUMB12SA Satin Anodised - 12 mm Glass EUMB12BN Brushed Nickel - 12 mm Glass</p>
  		<p>WU3SASL Satin Anodised - 25.4 mm Depth WU3BSASL Brushed Satin Anodised - 25.4 mm Depth WU3BASL Bright Anodised - 25.4 mm Depth WU1SASL Satin Anodised - 38 mm Depth WU1BSASL Brushed Satin Anodised - 38 mm Depth WU1BASL Bright Anodised - 38 mm Depth WU2SASL Satin Anodised - 51 mm Depth WU2BSASL Brushed Satin Anodised - 51 mm Depth WU2BASL Bright Anodised - 51 mm Depth RG38100 Gasket - Used with 10 mm glass RG12100 Gasket - Used with 12 mm glass</p>

CRL Aluminium U Channels for 8, 10 and 12 mm glass

- Available in 2.49 m lengths
- Wet glaze with clear silicone
- Extremely versatile extrusion in up to 5 popular finishes - see crlaurence.co.uk

CRL Clamping Profile

- Sold per 4 metre length
- Includes L shaped channel, cladding, gaskets and glass spacers

CRL Wet/Dry Glaze U-Channel

- Typically used at the bottom of glass panels
- Use with silicone (wet) or glazing gasket (dry) for 10 and 12 mm toughened glass
- 3 m stock lengths
- Also available in 6 m stock length

CAT. NO.		DESCRIPTION
 SST5 SST7		<p>SST5 127 mm Diameter</p> <p>SST7 178 mm Diameter</p> <p>CRL Brushed Stainless Steel Speak-Thru</p> <ul style="list-style-type: none">• Designed to eliminate drafts• Provides natural voice transmission• Offset slots in front and rear prevent tampering from the outside• Two sets of screws accommodate glazing from 6 to 32 mm thick
		<p>N666 153 mm Diameter</p> <p>N777 178 mm Diameter</p> <p>CRL Bullet Resistant Speak-Thru</p> <ul style="list-style-type: none">• Louvers spaced to deflect projectiles• Made of heavy stainless steel with brushed finish• Designed for use with bullet resistant glass, acrylic or polycarbonate• Accommodates glazing thicknesses from 30 to 48 mm• Optional spacer rings available for use with glazing materials less than 30 mm thick
		<p>834A 127 mm Diameter - Satin Anodised</p> <p>834DU 127 mm Diameter - Duranodic Bronze Aluminum</p> <p>CRL Aluminum No-Draft Speak-Thru</p> <ul style="list-style-type: none">• Eliminates drafts• Theft-proof locking device• Easy-to-install• Designed to allow audible transmission of voice requests at ticket windows, box offices, and more• Prevent tampering from the outside, and stop drafts to the interior• Each unit is individually boxed with gaskets and mounting screws for installation on glass from 6 mm to 12 mm thick
 425A 405DU		<p>405A 102 mm Diameter - Satin Anodised</p> <p>405DU 102 mm Diameter - Duranodic Bronze</p> <p>425A 152 mm Diameter - Satin Anodised</p> <p>425DU 152 mm Diameter - Dark Bronze</p> <p>CRL Covered Speak-Thru - Metal Cover</p> <ul style="list-style-type: none">• Screened opening for insect free environment• 102 and 152 mm models available in two finishes
		<p>410A 102 mm Diameter - Satin Anodised</p> <p>410DU 102 mm Diameter - Dark Bronze</p> <p>430A 152 mm Diameter - Satin Anodised</p> <p>430DU 152 mm Diameter - Dark Bronze</p> <p>CRL Covered Speak-Thru - Lucite Cover</p> <ul style="list-style-type: none">• Screened opening for insect free environment• 102 And 152 mm models available in two finishes

CRL Posiglaze Adjustable Glass Screen System



For interior and exterior applications



For a standard 3 m surface mount installation, the following components will be required:

- 1 x 3 m Surface Mount Base Shoe
- 2 x 3 m Top Clip
- 1 x Clamp kit to suit specified glass thickness
- 1 x Spanner

CAT. NO.

DESCRIPTION



EPGDSV
Brushed Stainless Steel
Anodised finish

EPGDBL
Black Anodised finish

CRL Surface Mount Base Shoe

- For use with 12 to 21.52 mm glass
- Predrilled first hole from edge of base shoe: 100 mm
- Predrilled centre-to-centre hole distance: 200 mm
- Hole suited to 12 mm fixing bolt and counter bored to sink the bolt head
- 3 m length



EPGTSBL
Black Plastic

EPGTSSV
Silver

CRL Top Clip

- Holds the gasket
- Pressed onto the channel at the end of the installation
- Covers the clamps from and prevents debris from entering the channel
- 3 m length



- EPG12SET** 12 mm Glass
- EPG15SET** 15 mm Glass
- EPG19SET** 19 mm Glass
- EPG13SET** 13.52 mm Glass
- EPG17SET** 17.52 mm Glass
- EPG21SET** 21.52 mm Glass

CRL Clamp Kits









- Includes components for a 3 m length of base shoe
- Glass clamps have a ± 1 mm tolerance to accommodate varying interlayer thicknesses in the glass
- Includes the clamp bars which sit into the top mould of the clamps and the clamp bolts which screw into the bars and are then undone to hold the glass in place. These are undone and tightened each side allowing the glass alignment
- Includes 6 m gasket to suit glass thickness

CRL Spig-Lite Pro Adjustable Glass Screen System



For a standard 1 m glass balustrade, the following components will be required:

- 2 x Spigots
- 2 x Clamps
- 4 x Top Clips
- 1 x 1 m length Gasket
- 1 x Spanner

CAT. NO.		DESCRIPTION
		ESP1G Spig-Lite Pro Spigot ESP1GSAMPLE Spig-Lite Pro Sample
		CRL Spigot <ul style="list-style-type: none">• For use with 12 to 21.52 mm glass• Pre-drilled in the centre• Pre-finished Graphite Grey
		ESP1GTCL 12 and 15 mm Glass ESP1GTCS 17.52 and 21.52 mm Glass
		CRL Top Clip <ul style="list-style-type: none">• Holds the gasket• Pressed onto the channel at the end of the installation• Pre-finished Graphite Grey
		ESP1G12C 12 mm Glass ESP1G15C 15 mm Glass ESP1G17C 17 mm Glass ESP1G21C 21.52 mm Glass
		CRL Clamp Kits <ul style="list-style-type: none">• Glass clamps have a ± 1 mm tolerance to accommodate varying interlayer thicknesses in the glass• Includes the clamp bars which sit into the top mould of the clamps and the clamp bolts which screw into the bars and are then undone to hold the glass in place. These are undone and tightened each side allowing the glass alignment
		ESP1GGL 12, 17.52 and 21.52 mm Glass ESP1GGS 15 mm Glass
		CRL Gasket <ul style="list-style-type: none">• 1 m length



Safety – Personal Protection Equipment

Your safety is our prime concern, and our wide range of industry leading Personal Protective Equipment will ensure you stay safe on the job.

From gloves to goggles, we are the one-stop shop for all your safety needs.




Performance Information







1 being the lowest performance index








abrasion resistance performance index (1-4)
blade cut resistance performance index (1-5)
tear resistance performance index (1-4)
puncture resistance performance index (1-4)

4 5 4 4








	CAT. NO.	DESCRIPTION
	0601 152 mm	CRL Cut Resistant Level 5 Wrist Guard <ul style="list-style-type: none">• Our best value Wrist Guard• Hook & Loop fastening• Sold by the pair• BS EN 388 3-5-4-4• Can be worn on either arm• Durable and Comfortable
	06012 203 mm	
Best Seller		Tested to BS EN 388 3-5-4-4
	4X2259M 229 mm	Nylon Wrist Protectors <ul style="list-style-type: none">• Lightweight and flexible• Available in two lengths• ANSI Level 2 cut protection• Sold only by the pair• Not certified to BS EN 388 - Classed as minimal risk• Can be worn on either arm• Durable and Comfortable
	4X2257M 178 mm	
	063710 254 mm	CRL Marigold Sleeves <ul style="list-style-type: none">• BS EN 388 1-3-4-X
	063714 356 mm	
	063718 457 mm	
		Tested to BS EN 388 1-3-4-X





Safety - Personal Protection Equipment

	CAT. NO.	DESCRIPTION
	0606	CRL Gristle Gloves <ul style="list-style-type: none"> • Lightweight cotton gloves with knitted wrists • Fully dipped polyurethane coating for improved grip • Not certified to BS EN 388 • Classed as minimal risk • One size
	06062	Blue Textured Latex Gloves <ul style="list-style-type: none"> • Medium weight crinkle natural rubber coating • 100% cotton jersey liner • BS EN 388 1-1-3-1 <div>Tested to BS EN 388 1-1-3-1</div>
	0626 Medium 0627 Large	CRL Powerflex + Performance Glove <ul style="list-style-type: none"> • Excellent cut resistance and grip • Protects against cuts, punctures and slashes • Cut level 4 • Sold in pairs • BS EN 388 3-4-4-4 <div>Tested to BS EN 388 3-4-4-4</div>
	300KVS Small 300KVM Medium 300KVL Large 300KVXL Extra Large	CRL Atlas® Cut-Resistant Gloves <ul style="list-style-type: none"> • The perfect glove for glass fabricators • Ergonomic fit as well as an outstanding grip • ANSI cut resistance: 3 • Comes in 4 sizes
	0630 Medium 0630A Large	Easyflex Light Nitrile Gloves <ul style="list-style-type: none"> • BS EN 388 2-1-1-1 <div>Tested to BS EN 388 2-1-1-1</div>
	0637S Small 0637M Medium 0637L Large 0637XL Extra Large	CRL Mariflex Industrial Gloves <ul style="list-style-type: none"> • Protects against cuts, punctures and slashes • Sold in pairs • BS EN 388 3-1-4-3 <div>Tested to BS EN 388 3-1-4-3</div>
	962FDS Small 962FDM Medium 962FDL Large 962FDXL Extra Large	CRL Fuzzy Duck® PVC Gloves <ul style="list-style-type: none"> • Breathable PVC coating keeps hands cool • Two-piece jersey liner for comfort • Excellent gripping properties on glass • Four sizes to assure a perfect fit • BS EN 388 3-1-2-1 <div>Tested to BS EN 388 3-1-2-1</div>


	CAT. NO.	DESCRIPTION
	10	CRL Knit Wrist Smooth Palm Gloves <ul style="list-style-type: none"> • For handling glass and sheet metal • Smooth rubber coating for glass use • Fleece-like lined interior
	12W	CRL Gauntlet Cuff Wrinkle Finish Natural Rubber Palm Gloves <ul style="list-style-type: none"> • For handling glass and sheet metal • Wrinkled to prevent slippage • Fleece-like lined interior • Flexible natural rubber coating
	GR1PL Large GR1PXL Extra Large GR1P2X Extra Extra Large	CRL GripPro Impact Performance Gloves <ul style="list-style-type: none"> • Shock absorbing Impact-X™ padding • Heavy-Duty Elastic Hook & Loop closure • Lightweight and Durable RhinoTex™ synthetic leather palm • Not certified to BS EN 388 - Classed as minimal risk
	8K	CRL Knit Wrist Cotton Gloves <ul style="list-style-type: none"> • White 100% cotton for light duty work • Washable • Knitted wrist bands
	0624	Cutter's Apron <ul style="list-style-type: none"> • Green heavy duty apron • Lined reinforced front and pocket • Tested BS EN 388 4-5-4-2 <div>Tested to BS EN 388 4-5-4-2</div>
	0602B	Leather Apron Without Bib <ul style="list-style-type: none"> • Chrome leather • Not Certified to BS EN 388 - classed as minimal risk
	2235	Plastic Apron <ul style="list-style-type: none"> • Full splash protection • Comfortable, lightweight and washable • General purpose apron for use in wet conditions • 1,092 mm long

Safety - Personal Protection Equipment

	CAT. NO.	DESCRIPTION
	993898MD Medium 993898LG Large 993898XL Extra Large	CRL Cut Protection Polo Shirt <ul style="list-style-type: none"> • Dark blue with grey sleeves • Maximum cut and puncture resistance • Offers both style and comfort • Cordura® material reinforcement in the belly area • Tested to EN 388 Cut Level five and a puncture rating of four
	PKJ153MD Medium PKJ153LG Large PKJ153XL Extra Large	CRL Cut Protection Jacket <ul style="list-style-type: none"> • Provides maximum protection • Heavy-duty and durable • Provides cut resistance to level five for the arms and shoulders and a puncture rating of three • The exterior design features a snap closure front and two front flap pockets, while the inside has a comfortable poly-cotton liner
	0604	Handling Lap Without Thumb Hole <ul style="list-style-type: none"> • Soft rubber for extra grip
	HG245	CRL Glass Hand Pad <ul style="list-style-type: none"> • Heavy-duty rubber holds glass firmly • 124 mm x 172 mm hand pad • 25 mm diameter thumb hole
	CL0210 Clear Lens	CRL Radians® Vector™ Safety Glasses <ul style="list-style-type: none"> • Great protection • Classic design • 100% polycarbonate lens that meets the ANSI Z87.1-1989 Standard • Distortion-free with fog and scratch resistance built in
	0607	CRL Safety Goggles <ul style="list-style-type: none"> • Strong lightweight goggles with good clear vision and ventilated sides to prevent misting • They offer comfort and protection against flying particles, dust and splash • Tested to BSEN 166 type F and GGF approved
	0608	CRL Lightweight Visitor Spectacles <ul style="list-style-type: none"> • Distortion free, anti-glare clear lenses • Can be worn with or without prescription glasses • Feature exclusive wrap-around side shields, and an anti-glare brow guard • Impact resistant polycarbonate spectacles

CAT. NO.	DESCRIPTION
CRLMASK	CRL Disposable Face Mask <ul style="list-style-type: none">• Pack of 50
	
ES986	CRL Disposable Foam Ear Plugs <ul style="list-style-type: none">• Economical ear protection• 200 wrapped pairs per box
	
347	CRL Armadillo Knee Pads <ul style="list-style-type: none">• Flexible air cushion for added protection• One size fits all
	
0614	CRL Safety Helmet <ul style="list-style-type: none">• Made from an improved, injection-moulded, high density polyethylene that offers superior protection against impact, penetration, and shock• Good resistance to chemicals and voltage, yet it weighs less than 340 g, making it comfortable to wear• Four point integral suspension has head gripping, extra contoured nape strap for better fits of all head sizes• Certified to BS EN 397 and GGF approved
	<div>Tested to BS EN 397</div>

Safety - Personal Protection Equipment

	CAT. NO.	DESCRIPTION
	OB1SS	CRL 80% Alcohol Surface Sanitiser Spray <ul style="list-style-type: none"> • Fast application • Covers large areas quickly and easily • 400 ml
	OB1HS	CRL 70% Alcohol Hand Sanitiser Gel <ul style="list-style-type: none"> • Protective against harmful virus and bacteria • Fast drying • Provides prolonged protection to hands and skin • Proven hand hygiene aid for instant protection and safety • Contains an emollient to protect skin • 500 ml

C.R. Laurence is a full service provider of architectural metals, glass fittings, and professional-grade glazing supplies.

- Over 50,000 products available
- With over 100,000 square foot of storage space we are able to despatch your orders quicker than ever
- Specialist advice from our in-house technical team
- CRL's guarantee of quality products across our range



Online Ordering



The easiest way to shop at CR Laurence

At crlaurence.co.uk you have 24/7 access to thousands of quality products all just a few clicks away.

With instant access to pricing, stock availability and account information, ordering from CR Laurence has never been easier.

Our home page is regularly updated with the latest offers and newest products so you have the most up to date information at your fingertips.

It's easy to sign up for access to crlaurence.co.uk but if you do need any assistance please call CRL Customer Services on 00 800 0421 6144.



Search our product database



Check pricing



Check stock availability



Order 24/7 at crlaurence.co.uk



Glass Cutting

TOYO is a world leading brand of glass cutting tools. CRL is proud to be an exclusive European distributor of the prestigious brand. The brand TOYO is synonymous with quality and highly developed designs.

We offer a comprehensive range of Glass Cutting Hardware including cutters, replacement cutting heads and axles, cutting oil and much more.





 **TOYO® Cutters**
EXCLUSIVE EUROPEAN DISTRIBUTOR

Glass Cutters ▼







TOYO® has developed a cutting system called 'Tap Wheel™'. This is TOYO®'s patented product and provides the following features...






- 1. The wheel itself vibrates when rolling due to the special design inside the wheel, which provides a non-slip and stable score line and even deeper cut into the glass to enable an easy and clean square break-out.
- 2. There is no rolling defect of the wheel with glass chippings, which can be seen with conventional wheels, assuring a smooth and consistent cutting quality with further improvement in durability.



	CAT. NO.	DESCRIPTION
<div>Best Seller</div>  	TC17B Standard cutting wheel	CRL TOYO® Supercutter® Brass Handle Straight Head Oil Cutter <ul style="list-style-type: none">• Precise grinding technology improves cutting• Cemented carbide wheel and axle gives improved cutting and long wheel life• Brass straight end handles• 140 degree hone angle <div>For Cutting 4-8 mm Glass</div>
	TC17VVB TOYO® Tap Wheel™ technology	
	TC17H Replacement head for TC17B	
	TC17VVH Replacement head for TC17VVB	
<div>Best Seller</div>  	TC17P Standard cutting wheel	CRL TOYO® Supercutter® Plastic Handle Straight Head Oil Cutter <ul style="list-style-type: none">• Precise grinding technology improves cutting• Cemented carbide wheel and axle gives improved cutting and long wheel life• Plastic straight end handles• 140 degree hone angle <div>For Cutting 4-8 mm Glass</div>
	TC17VVP TOYO® Tap Wheel™ technology	
	TC17H Replacement head for TC17P	
	TC17VVH Replacement head for TC17VVP	

	CAT. NO.	DESCRIPTION
	TC10P Cutter	CRL TOYO® Original Supercutter® Plastic Handle Pattern Head Oil Cutter
	TC10H Replacement head	<ul style="list-style-type: none"> • Straight end handles • Cut type pattern • Plastic straight end handles • 140 degree hone angle • Carbide wheels premium
		
	TC10B Cutter	CRL TOYO® Original Supercutter® Brass Handle Pattern Head Oil Cutter
	TC10H Replacement head	<ul style="list-style-type: none"> • Straight end handles • Cut type pattern • Brass straight end handles • 140 degree hone angle • Carbide wheels premium
		
	TC70S Cutter	CRL TOYO® Plastic Handle Notch Wheel Straight Head Supercutter®
	TC70HS Replacement head	<ul style="list-style-type: none"> • Straight head • Easy cut with light hand pressure • Excellent glass edge quality • Longer wheel life • Superior score with non-slip cut at the start • Ideal for scoring large format glass
		
	TC70P Cutter	CRL TOYO® Plastic Handle Notch Wheel Pattern Head Supercutter®
	TC70HP Replacement head	<ul style="list-style-type: none"> • Patterned head • Easy cut with light hand pressure • Excellent glass edge quality • Longer wheel life • Superior score with non-slip cut at the start • Ideal for scoring large format glass • Carbide wheels premium
		
	TC20 Cutter	CRL TOYO® Straight "Dry Wheel" Supercutter®
	TC20H Replacement head	<ul style="list-style-type: none"> • Black handle and wide straight head • Moulded handle for positive grip • Long-lasting TOYO® carbide wheels • 140 degree cutting angle
		
	TC1P	CRL TOYO® Comfort-Grip Supercutter® With Pattern Head
		<ul style="list-style-type: none"> • Straight end handle • Self-oiling • Premium quality
		
	EU12401L 1 Litre	CRL Non Evaporating Glass Cutting Oil <ul style="list-style-type: none"> • For use with hand cutters and automatic tables • Blended from stocks of highly refined base oils complying with both the British and European Pharmacopoeia Monographs • 3 years of shelf life (unopened) from date of manufacture • Ideal for thick glass
	EU12405L 5 Litres	
	EU124025L 25 Litres	
		For our full range of cutting oils visit page 140


	CAT. NO.	DESCRIPTION
	TC1PR	CRL TOYO® Comfort-Grip Rainbow Colour Supercutter® With Pattern Head <ul style="list-style-type: none"> • Straight end handle • Self-oiling • Premium quality <div>For Cutting 3-6 mm Glass</div>
	TC1S	CRL TOYO® Comfort-Grip Supercutter® With Wide Head <ul style="list-style-type: none"> • Straight end handle • Self-oiling • Premium quality <div>For Cutting 4-6 mm Glass</div>
	TC1SR	CRL TOYO® Comfort-Grip Rainbow Colour Supercutter® With Wide Head <ul style="list-style-type: none"> • Straight end handle • Self-oiling • Premium quality <div>For Cutting 4-6 mm Glass</div>
	TC21PR Cutter TC21HPR Replacement Head	CRL TOYO® Comfort-Grip Rainbow Colour Supercutter® with Pattern Head <ul style="list-style-type: none"> • Straight end handle with 140 degree carbide wheel • Self-oiling • Premium quality • Range of coloured handles <div>For Cutting 4-6 mm Glass</div>
<div>Adjustable Grip</div> 	TC21PVR Cutter TC21HPV Replacement head	CRL TOYO® Custom-Grip Supercutter® Custom Grip with Pattern Head <ul style="list-style-type: none"> • Tap Wheel™ technology provides a superior cut • Custom-Grip Supercutter® with pattern head • Adjustable grip • Improved oil control <div>For Cutting 3-5 mm Glass</div>
<div>Adjustable Grip</div> 	TC21SVR Cutter TC21HSV Replacement straight cutting head TC21HSVR Replacement 153 degree hone angle head	CRL TOYO® Custom-Grip Supercutter® Custom Grip with Straight Head <ul style="list-style-type: none"> • Tap Wheel™ technology provides a superior cut • Custom-Grip Supercutter® with straight head • Adjustable grip • Improved oil control <div>For Cutting 3-5 mm Glass</div>
	TC22 Cutter TC22H Replacement head	CRL TOYO® Pattern "Dry Wheel" Supercutter® <ul style="list-style-type: none"> • Black handle and pattern head • Interchangeable heads • Long-lasting TOYO® Carbide Wheels <div>For Cutting 4-6 mm Glass</div>




	CAT. NO.	DESCRIPTION
	TC50	CRL TOYO® Cutter TC50 Shape 360° <ul style="list-style-type: none"> • Mounted on a miniature bearing to allow 360 degree rotation • Ideal for shapes and curves down to fine radii <div>For Cutting 3-5 mm Glass</div>
	TC600PR	CRL TOYO® Pistol-Grip Supercutter® with 140 Degree <ul style="list-style-type: none"> • Rainbow coloured handle • 140 degree hone angle with pattern head • Designed for hours of fatigue-free cutting • Self-lubricating head fed by an oil reservoir in the handle <div>For Cutting 3-5 mm Glass</div>
	TC600S Cutter TC600HS Replacement head	CRL TOYO® Pistol-Grip Supercutter® Straight Head Glass Cutter <ul style="list-style-type: none"> • Clear polycarbonate handle • 140 degree hone angle straight head • Designed for hours of fatigue-free cutting • Self-lubricating head fed by an oil reservoir in the handle <div>For Cutting 4-6 mm Glass</div>
	TC600SVB Cutter TC600HSV Replacement head	CRL TOYO® Tap Wheel™ Thick Glass Supercutter® <ul style="list-style-type: none"> • Standard wide head or optional pattern head • Automatic self-oiling action <div>For Cutting 8-19 mm Glass</div> <div>Ideal for Thick Glass</div>
	TC90	CRL TOYO® TC90 Hand Oil Filled Cutter <ul style="list-style-type: none"> • Self-lubricating, swivelling head glass scorer-cutter <div>For Cutting 3-5 mm Glass</div>



Get pricing and stock information online

Our website offers instant access to prices and stock availability all from your personal account area. Don't have an account yet? Sign up online in just a few clicks or call our friendly operations team on **00 800 0421 6144**.

	CAT. NO.	DESCRIPTION
 <p>Ideal for Art Glass</p>	TC9PR	<p>CRL TOYO® Thomas-Grip Supercutter® With Pattern Head</p> <ul style="list-style-type: none"> • Pattern head model • Self-oiling • Unique grip with ergonomically designed handle • Range of coloured handles <p>For Cutting 3-6 mm Glass</p>
	G100	<p>CRL Heavy-Duty 6 Wheel Glass Cutter</p> <ul style="list-style-type: none"> • Best selling glass cutter in Europe • Popular 6 wheel design for extended use life • 12 per box <p>For Cutting 3-10 mm Glass</p>
	<p>511CC 63.5 mm to 610 mm</p> <p>512CC 63.5 mm to 813 mm</p> <p>514CC 63.5 mm to 1,220 mm</p> <p>516CC 63.5 mm to 1,981 mm</p>	<p>CRL Precision Circle Cutter</p> <ul style="list-style-type: none"> • Our most popular circle cutter • Precision action cutting wheels • Vacuum cup base • Models for diameters up to 1,981 mm
 <p>Ideal for Repeat Cuts</p>	<p>PSC200 610 mm</p> <p>PSC400 1,220 mm</p> <p>PSC600 1,829 mm</p>	<p>CRL Production Speed Cutter</p> <ul style="list-style-type: none"> • Constructed of lightweight anodised extruded aluminium • Rides on adjustable rollers, for a left or right-handed person
	T101	<p>CRL 6 Wheel Replacement Cutter Turret</p> <ul style="list-style-type: none"> • Knurled thumbscrew adjusts and removes for replacement purposes • Six 134 degree tungsten Carbide Wheels • For use with G100, Speedcutter

CAT. NO.	DESCRIPTION
 <p>GLS1</p>	<p>CRL Glass Slicker</p> <ul style="list-style-type: none"> • Deposits thin film of lubricant on glass • Achieves cleaner, smoother cuts and breaks
 <p>OCS671</p>	<p>CRL Cutter Oiling Stand</p> <ul style="list-style-type: none"> • Vacuum cup base holds firm to glass • Keeps cutter wheel oiled between cuts • Use to store cutter in between cuts to keep wheel lubricated
 <p>TG070</p>	<p>CRL Glass Chip Brush</p> <ul style="list-style-type: none"> • Mechanical roller brush collects glass splinters • A safe and effective way to protect your hands • Effective way to clean up glass chips and splinters



With over 100,000 square foot of storage space we are able to despatch your orders quicker than ever.

Orders are shipped daily from the CRL Warehouse via our trusted carriers. Orders are generally received next day. See our service and shipping information on page 201 or at www.crlaurence.co.uk

CRL Carbide Wheel ‘PUSH FIT’ Unit ▼ with Lugs



Each of CRL's wheel units include:

- One carbide cutting wheel and one carbide axle.
- The axle maximises cutting wheel life by providing a durable support for the wheel.
- Our units fit Bottero and Grenzebach glass cutting equipment

CAT. NO.	DESCRIPTION	COLOUR	WHEEL ANGLE	GLASS THICKNESS
PC215055135RG	CRL Carbide Wheel Unit - 5.5 mm Wheel Diameter	White	135°	2 mm to 5 mm
PC215055140RG	CRL Carbide Wheel Unit - 5 mm Wheel Diameter	Grey	140°	4 mm to 6 mm
PC215055145RG	CRL Carbide Wheel Unit - 5.5 mm Wheel Diameter	Black	145°	6 mm to 8 mm
PC215055150RG	CRL Carbide Wheel Unit - 5 mm Wheel Diameter	Green	150°	10 mm to 12 mm
PC215055155RG	CRL Carbide Wheel Unit - 5.5 mm Wheel Diameter	Red	155°	15 mm to 19 mm

Wheel Inserts ▼



• Made from hardened steel, they are easy to remove and replace, yet extremely durable

• Special design applications can also be accommodated

• Our wheel inserts feature a bayonet stem that makes it easy and quick to mount into a pillar post

CAT. NO.	DESCRIPTION	FOR USE WITH AXLE
125004001	CRL M1 Insert for C221 / C228 Range Cutting Wheels	AC1054180
125004002	CRL M1 Insert for C175 / C215 / C245 Range Cutting Wheels	AC1054180
125002800	CRL ATF Insert for W245 Range Cutting Wheels	AC1062370


CRL Carbide Wheel ‘PUSH FIT’ Unit ▼ without Lugs



CAT. NO.	COLOUR	OUTSIDE DIAMETER	WHEEL ANGLE	GLASS THICKNESS	MATERIAL
0170CT*	White	5.5 mm	135°	3 mm to 5 mm	Tantalix
0170DT*	Black	5.5 mm	145°	6 mm to 10 mm	Tantalix
0170C	White	5 mm	135°	2 mm to 4 mm	Carbide
0170D	Black	5 mm	145°	4 mm to 6 mm	Carbide
0170E	Red	5 mm	155°	6 mm+	Carbide


*Long Life/Tantalix Best Quality for Coated Glass and Shape Cutting

Fletcher-Terry Carbide Cutting Wheels for Automatic Tables ▼



CAT. NO.	OUTSIDE DIAMETER	INSIDE HOLE DIAMETER	WHEEL ANGLE	FOR USE WITH WHEEL INSERT	FOR USE WITH AXLE	GLASS THICKNESS SUITABILITY
C228055140R	5.79 mm	1.4 mm	140°	125004001	AC1054180	5 mm to 8 mm
C228055144R	5.79 mm	1.4 mm	144°	125004001	AC1054180	8 mm to 10 mm
C228055155RG	5.79 mm	1.4 mm	155°	125004001	AC1054180	8 mm to 19 mm
C175055154RG	4.4 mm	1.4 mm	154°	125004002	AC1054180	10 mm to 12 mm
C175055160RG	4.4 mm	1.4 mm	160°	125004002	AC1054180	16 mm to 19 mm
C196051135CR	5.0 mm	1.3 mm	135°	N/A	AC1049165 OR AC1049315	2 mm to 3 mm
C196051140CR	5.0 mm	1.3 mm	140°	N/A	AC1049165 OR AC1049315	2 mm to 3 mm
C196051145CR	5.0 mm	1.3 mm	145°	N/A	AC1049165 OR AC1049315	3 mm to 5 mm
C196051150CR	5.0 mm	1.3 mm	150°	N/A	AC1049165 OR AC1049315	5 mm
C196051155CR	5.0 mm	1.3 mm	155°	N/A	AC1049165 OR AC1049315	6 mm
C221055135RG	5.6 mm	1.4 mm	135°	125004001	AC1054180	5 mm to 6 mm
C221055140RG	5.6 mm	1.4 mm	140°	125004001	AC1054180	5 mm to 8 mm
C221055145RG	5.6 mm	1.4 mm	145°	125004001	AC1054180	8 mm to 10 mm
C221055150RG	5.6 mm	1.4 mm	150°	125004001	AC1054180	8 mm to 19 mm
C221055155RG	5.6 mm	1.4 mm	155°	125004001	AC1054180	8 mm to 19 mm
C221055158RG	5.6 mm	1.4 mm	158°	125004001	AC1054180	8 mm to 19 mm
W245062114P	6.22 mm	1.57 mm	114°	125002800	AC1062370	2 mm
W245062128R	6.22 mm	1.57 mm	128°	125002800	AC1062370	3 mm
W245062132D	6.22 mm	1.57 mm	132°	125002800	AC1062370	3 mm to 5 mm
W245062135D	6.22 mm	1.57 mm	135°	125002800	AC1062370	5 mm
W245062142D	6.22 mm	1.57 mm	142°	125002800	AC1062370	5 mm to 8 mm
W245062152D	6.22 mm	1.57 mm	152°	125002800	AC1062370	8 mm to 19 mm
W245062154D	6.22 mm	1.57 mm	154°	125002800	AC1062370	8 mm to 19 mm
V500118114P	12.7 mm	3 mm	114°	N/A	AC1116375	10 mm to 19 mm

Cutting Wheels Axles ▼



Precision ground tungsten axles

CAT. NO.	DESCRIPTION	FOR USE WITH WHEEL INSERT
AC1116375	CRL Carbide Cutting Wheel Axle	*
AC1062250	CRL Carbide Cutting Wheel Axle	**
AC1062370	CRL Carbide Cutting Wheel Axle	125002800
AC1049165	CRL Carbide Cutting Wheel Axle	***
AC1049315	CRL Carbide Cutting Wheel Axle	***
AC1054180	CRL Carbide Cutting Wheel Axle	125004002


* Axle for V500 Wheel, There is no Insert for a V500 Wheel ** Used for Pillar Post applications using C175 or C245 Wheels. Wheel & Axle only, currently no Insert applications.

*** Axle for C196 Wheel configuration, axle length depends on Pillar Post



Cutting Oils ▼








	CAT. NO.	DESCRIPTION
	1241	CRL Aquasol Cutting Oil Fully Water Soluble <ul style="list-style-type: none"> • Sold per litre • Fully water soluble, for use in automatic tables where glass is undergoing a washing process
	EU12401L 1 Litre EU12405L 5 Litres EU124025L 25 Litres	CRL Non Evaporating Glass Cutting Oil <ul style="list-style-type: none"> • For use with hand cutters and automatic tables • 3 years shelf life (unopened) from date of manufacture • Ideal for thick glass
	EUW4101L 1 Litre - Clear EUW4105L 5 Litres - Clear EUW41025L 25 Litres - Clear	CRL Evaporating Vapourmax Cutting Oil <ul style="list-style-type: none"> • CRL Vapourmax Cutting Oil is an evaporating cutting oil, for use in automatic tables. • Non ozone depleting • Low odour • Virtually aromatic free • Residue free finish
	EUW9531L 1 Litre EUW9535L 5 Litres EUW95325L 25 Litres	CRL Evaporating Vapourmax 53 Cutting Fluid <ul style="list-style-type: none"> • Fast evaporating cutting fluid for flat, soft-coated, automotive and mirrored glass • For 2 mm to 15 mm thick glass and mirror • Residue free finish
Recommended for Low-E		
	EUW9601L 1 Litre EUW9605L 5 Litres EUW96025L 25 Litres	CRL Evaporating Vapourmax 60 Cutting Fluid <ul style="list-style-type: none"> • Washable cutting fluid for shape cutting • Residue free finish
Recommended for shape cutting		

Edge Deletion Wheels for Automatic Cutting Tables ▼




	CAT. NO.	DESCRIPTION
	76.2 mm bore	CRL Edge Deletion Polishing Wheel
	11ED2001076 10 mm Wide	• 203 mm diameter (except for 11ED1251276 - which is 125 mm)
	11ED1251276 12 mm Wide	• Used on glass cutting tables where a separate attachment takes this wheel to remove softcoat coating
	11ED2001276 12 mm Wide	
	11ED2002076 20 mm Wide	
	11ED2001076A 10 mm Wide	
	11ED2001276A 12 mm Wide	
	11ED2001576 15 mm Wide	
	11ED2002476 24 mm Wide	
	80 mm bore	
	11ED2001080 10 mm Wide	
	11ED2002080 20 mm Wide	





Glass Cutting Accessories ▼

	CAT. NO.	DESCRIPTION
	03171	CRL T-Square Super 800 mm
		<ul style="list-style-type: none"> • Sturdy, durable and accurate • Made to exacting specifications to ensure the right angle time after time
	03172	CRL T-Square Super 1,250 mm
		<ul style="list-style-type: none"> • Sturdy, durable and accurate • Made to exacting specifications to ensure the right angle time after time







	CAT. NO.	DESCRIPTION
	03173	CRL T-Square Super 1,350 mm <ul style="list-style-type: none"> • Sturdy, durable and accurate • Made to exacting specifications to ensure the right angle time after time
	03174	CRL T-Square Super 1,550 mm <ul style="list-style-type: none"> • Sturdy, durable and accurate • Made to exacting specifications to ensure the right angle time after time
	03251	CRL L-Square Braced 800 mm <ul style="list-style-type: none"> • Manufactured to be square • Single piece • The sturdy, durable and accurate design makes this the ideal tool for any glazier • Made to exacting specifications to ensure the right angle time after time
	03352	CRL L-Square Unbraced 1,350 mm <ul style="list-style-type: none"> • Manufactured to be square • Single piece • The sturdy, durable and accurate design makes this the ideal tool for any glazier • Made to exacting specifications to ensure the right angle time after time
	03252	CRL L-Square Braced 1,350 mm <ul style="list-style-type: none"> • Solid braced design • Manufactured to be square • Single piece • The sturdy, durable and accurate design makes this the ideal tool for any glazier • Made to exacting specifications to ensure the right angle time after time
	03253	CRL L-Square Braced 1,550 mm <ul style="list-style-type: none"> • Solid braced design • Manufactured to be square • Single piece • The sturdy, durable and accurate design makes this the ideal tool for any glazier • Made to exacting specifications to ensure the right angle time after time
	M00574	CRL 350 mm L-Square <ul style="list-style-type: none"> • Sturdy, durable and accurate • Made to exacting specifications to ensure the right angle time after time • Upright Length: Internal - 1,500 mm / External - 1,560 mm • Upright Thickness: 4 mm • Upright Width: 65 mm • Bottom Leg Length: Internal - 440 mm / External - 505 mm • Bottom Leg: 3-Ply Thickness - 12 mm / Width - 65 mm

	CAT. NO.	DESCRIPTION
	M00553	CRL 600 mm Phenolic L-Square Unbraced <ul style="list-style-type: none"> • Sturdy, durable and accurate • Made to exacting specifications to ensure the right angle time after time • Upright Length: Internal - 600 mm / External - 640 mm • Upright Thickness: 4 mm • Upright Width: 55 mm • Bottom Leg Length: Internal - 165 mm / External - 220 mm • Bottom Leg: 3-Ply Thickness - 12 mm / Width - 55 mm
	M00554	CRL 800 mm Phenolic L-Square Unbraced <ul style="list-style-type: none"> • Sturdy, durable and accurate • Made to exacting specifications to ensure the right angle time after time • Upright Length: Internal - 800 mm / External - 845 mm • Upright Thickness: 4 mm • Upright Width: 60 mm • Bottom Leg Length: Internal - 230 mm / External - 290 mm • Bottom Leg: 3-Ply Thickness - 12 mm / Width - 60 mm
	M00555	CRL 1,050 mm Phenolic L-Square Unbraced <ul style="list-style-type: none"> • Sturdy, durable and accurate • Made to exacting specifications to ensure the right angle time after time • Upright Length: Internal - 1,050 mm / External - 1,100 mm • Upright Thickness: 4 mm • Upright Width: 65 mm • Bottom Leg Length: Internal - 315 mm / External - 380 mm • Bottom Leg: 3-Ply Thickness - 12 mm / Width - 65 mm
	M00556	CRL 1,250 mm Phenolic L-Square Unbraced <ul style="list-style-type: none"> • Sturdy, durable and accurate • Made to exacting specifications to ensure the right angle time after time • Upright Length: Internal - 1,250 mm / External - 1,310 mm • Upright Thickness: 4 mm • Upright Width: 65 mm • Bottom Leg Length: Internal - 380 mm / External - 445 mm • Bottom Leg: 3-Ply Thickness - 12 mm / Width - 65 mm
	M00557	CRL 1,500 mm Phenolic L-Square Unbraced <ul style="list-style-type: none"> • Sturdy, durable and accurate • Made to exacting specifications to ensure the right angle time after time • Upright Length: Internal - 1,500 mm / External - 1,560 mm • Upright Thickness: 4 mm • Upright Width: 65 mm • Bottom Leg Length: Internal - 440 mm / External - 505 mm • Bottom Leg: 3-Ply Thickness - 12 mm / Width - 65 mm
	M00566	CRL 500 mm Sole Piece Square Braced <ul style="list-style-type: none"> • Sturdy, durable and accurate • Made to exacting specifications to ensure the right angle time after time • Upright Length: Internal - 500 mm / External - 620 mm • Upright Thickness: 4 mm • Upright Width: 50 mm • Bottom Leg Length: Internal - 165 mm / External - 220 mm • Bottom Leg: 3-Ply Thickness - 12 mm / Width - 50 mm
	M00567	CRL 700 mm Sole Piece Square Braced <ul style="list-style-type: none"> • Sturdy, durable and accurate • Made to exacting specifications to ensure the right angle time after time • Upright Length: Internal - 700 mm / External - 750 mm • Upright Thickness: 4 mm • Upright Width: 50 mm • Bottom Leg Length: Internal - 210 mm / External - 260 mm • Bottom Leg: 3-Ply Thickness - 12 mm / Width - 50 mm

CAT. NO.		DESCRIPTION
	M00568	CRL 900 mm Sole Piece Square Braced <ul style="list-style-type: none">• Sturdy, durable and accurate• Made to exacting specifications to ensure the right angle time after time• Upright Length: Internal - 900 mm / External - 940 mm• Upright Thickness: 4 mm• Upright Width: 50 mm• Bottom Leg Length: Internal - 270 mm / External - 320 mm• Bottom Leg: 3-Ply Thickness - 12 mm / Width - 50 mm
	M00569	CRL 1,100 mm Sole Piece Square Braced <ul style="list-style-type: none">• Sturdy, durable and accurate• Made to exacting specifications to ensure the right angle time after time• Upright Length: Internal - 1,100 mm / External - 1,160 mm• Upright Thickness: 4 mm• Upright Width: 60 mm• Bottom Leg Length: Internal - 325 mm / External - 380 mm• Bottom Leg: 3-Ply Thickness - 12 mm / Width - 60 mm
	M00570	CRL 1,250 mm Sole Piece Square Braced <ul style="list-style-type: none">• Sturdy, durable and accurate• Made to exacting specifications to ensure the right angle time after time• Upright Length: Internal - 1,250 mm / External - 1,290 mm• Upright Thickness: 4 mm• Upright Width: 60 mm• Bottom Leg Length: Internal - 380 mm / External - 440 mm• Bottom Leg: 3-Ply Thickness - 12 mm / Width - 60 mm
	03073 2,150 mm Length, 2 Suction Cups 03074 2,600 mm Length, 3 Suction Cups 03075 3,300 mm Length, 4 Suction Cups	CRL Suction Lathe <ul style="list-style-type: none">• 10 mm thick• 70 mm wide
	VCR72 1,829 mm Length VCR96 2,439 mm Length	CRL Phenolic Straight Edge <ul style="list-style-type: none">• 76 mm wide x 12.7 mm thick• 3 suction cups• Holds securely to glass

	CAT. NO.	DESCRIPTION
	1401B	CRL High Grade Bench Felt <ul style="list-style-type: none"> • Black wool • 1,829 mm wide x 9 mm thick • Sold by the linear foot
	1401F	Flotex Water Tolerant/Hard Wearing Table Top Cover <ul style="list-style-type: none"> • Flotex water tolerant/hard wearing • 2 m wide • Sold by the linear metre
	RD1932	CRL 216 mm Drop Jaw Glass Breaking Pliers <ul style="list-style-type: none"> • Recommended glass thickness 12 mm • One of the most popular glass tools • Drop jaw design • 261 mm length • Also suitable for VSG
	RD1935	CRL Flared Jaw Glass Pliers <ul style="list-style-type: none"> • Recommended glass thickness 6 mm • 15 mm (maximum) jaw opening • 26 mm flared jaw • Smooth grip • 210 mm length • Precision machined tips
	1050	CRL Offset Glass Pliers <ul style="list-style-type: none"> • Recommended glass thickness 3 mm to 6 mm • Used to trim plate glass in hard to reach places • Lightweight and portable • Very useful in storefront glazing • All steel construction

Best Seller

	CAT. NO.	DESCRIPTION
	GRP512	CRL Glass Running Pliers <ul style="list-style-type: none">• Recommended glass thickness 3 mm to 10 mm• Lightweight aluminium and portable• Easy to carry• Plastic jaws won't chip glass
	PPG1	CRL PPG Glass Running Pliers <ul style="list-style-type: none">• Recommended glass thickness 3 mm to 12 mm• Self-aligning "floating block" jaws stay parallel to glass
	169 152 mm Pliers 189 203 mm Pliers	CRL Lightweight Glass Running and Nipping Pliers <ul style="list-style-type: none">• Recommended glass thickness 3 mm to 6 mm• Made from strong, lightweight plastic• Provides excellent leverage for clean breaks• Replaceable jaws for running or nipping
		
	169RJ Running Jaw	CRL Replacement Jaws for 152 mm 169 Pliers <ul style="list-style-type: none">• Two per set• Designed for easy replacement, just snap the old jaws out of their saddle and press these in
	189NJ Nipping Jaw 189RJ Running Jaw	CRL Replacement Jaws for 203 mm 189 Pliers <ul style="list-style-type: none">• Two per set• Designed for easy replacement, just snap the old jaws out of their saddle and press these in

CAT. NO.

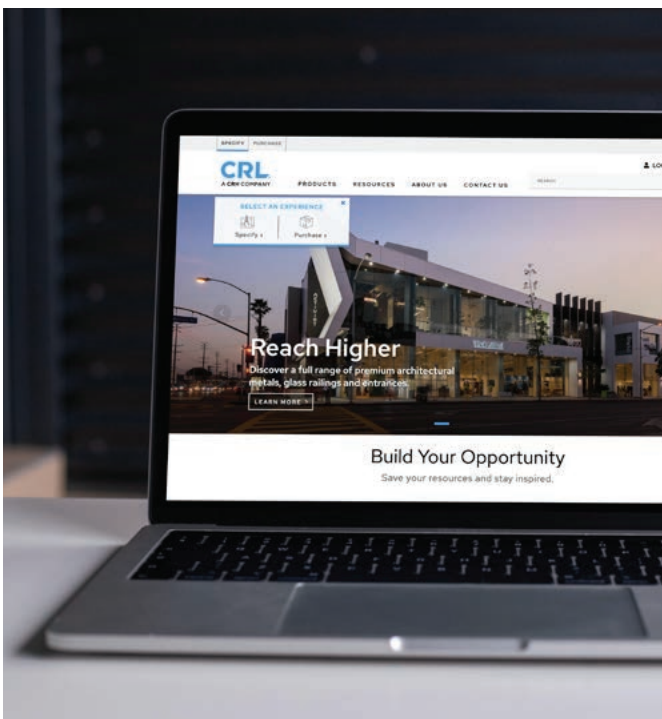
DESCRIPTION

STT1

CRL Wood's™ Stowaway Tilt Table

The CRL Wood's™ Stowaway Tilt Table transforms from a working full size 1,835 x 2,451 mm tilting glass cutting table, into its compact 654 mm deep folded storage mode in only minutes. The 2,026 mm folded height of this table makes it ideal for transport and use on-the-job site, as it fits easily through doors and hallways. Crossed support legs ensure a stable, 889 mm high working surface with a 225 kg load capacity.


- Great space saver in the shop
- Great time saver on the job site
- From cutting to storage in minutes




At crlaurence.co.uk there are thousands of quality products just a few clicks away. With instant access to the latest pricing and availability you have all the information you need at the click of a mouse.

Our home page is regularly updated with all of the latest products and offers so you have the most up to date information at your fingertips.

Glass Marking ▼

	CAT. NO.	DESCRIPTION
	0336 White	CRL Chinagraph Pencils <ul style="list-style-type: none">• Sold per box of 12• Ideal for marking glass, plastic, etc.• The pencil mark is impervious to water and dampness, yet is easily removed with a dry cloth.
	0337 Yellow	
	0339 Black	
	GM44	CRL Yellow Glass Marking Pencil <ul style="list-style-type: none">• Our most popular marking pencil• Long lasting points• Bright, stand-out yellow colour• Great for marking on glass, acrylics, marble, tile, etc.• Sharpen to a precise point, and their bright yellow colour makes them ideal for all marking purposes
	76P40 Red	CRL Stabilo Glass Markers <ul style="list-style-type: none">• Designed for marking on glass• Quick drying permanent ink• A truly handy marking pen for every glass shop
	76P46 Black	
<div><div>15075B Full kit</div><div>1507 Pistol</div><div>15060 Brass Stencils</div><div>1510 Stencil Holder</div><div>15105B Retaining Ring</div><div>1512A Grit</div><div>1511A Dust Bag</div></div>		CRL Blast Pack Safety Marking Kit <ul style="list-style-type: none">• For sandblasting safety lettering onto glass• Custom made stencils to own design• Pneumatic• Works at 60 PSI• 8120 grit• Kit comes complete with blast pistol, brass stencil, stencil holder, retaining ring, dust bags and blasting agent• Parts can also be ordered separately
		<div>Contact CRL for Stencil Options</div> <div>15060</div>





Glass Processing

CRL provides an unrivalled source of glass processing tools and consumables for the glass merchant and processor.

Our sophisticated distribution network ensures rapid delivery throughout Europe.





Peripheral Wheels for Small SLE's & Upright Edgers ▼

	CAT. NO.	DESCRIPTION
	0801AV05M 4 mm glass	CRL Pencil Edge Diamond Wheel for Upright Edgers 38.1 mm bore
	0801AV06M 5 mm glass	• 150 mm diameter wheel
	0801AV08M 6 mm glass	• 5 mm diamond depth
	0801AV12M 10 mm glass	
	0801AW05M 4 mm glass	CRL Pencil Edge Diamond Wheel for Upright Edgers 50 mm bore
	0801AW06M 5 mm glass	• 150 mm diameter wheel
	0801AW08M 6 mm glass	• 5 mm diamond depth
	0801AW12M 10 mm glass	
	0801AX08M 6 mm glass	CRL Pencil Edge Diamond Wheel for Upright Edgers 22 mm bore
		• 150 mm diameter wheel
	0802AV05M 4 mm glass	CRL Flat/2 Arris Diamond Wheel 38.1 mm bore
	0802AV07M 6 mm glass	• 150 mm diameter wheel
		• Trapezoidal profile
	0802AW05M 4 mm glass	CRL Flat/2 Arris Diamond Wheel 50 mm bore
	0802AW07M 6 mm glass	• 150 mm diameter wheel
	0802AW12M 10 mm glass	• Trapezoidal profile
	0802AX07M 6 mm glass	CRL Flat/2 Arris Diamond Wheel 22 mm bore
		• 150 mm diameter wheel
		• Trapezoidal profile




There are even more products online...





At CRL we offer over 50,000 products, if you can't find what you're looking for in this brochure visit our website at www.crlaurence.co.uk or call us on 00 800 0421 6144.




	CAT. NO.	DESCRIPTION
	1101AA1 38.1 mm bore	CRL Polish Wheel 15 mm wide 9R Grade • For upright diamond edgers and small straight line edgers • 150 mm diameter wheel
	1101AA2 50 mm bore	
	1101AA4 22 mm bore	
	1101LA1 38.1 mm bore	CRL Polish Wheel 20 mm wide LUX6 Grade • A peripheral polish wheel for upright diamond edgers and small straight line edgers • 150 mm diameter wheel
	1101LA2 50 mm bore	
	1101LA3 22 mm bore	
	1101MA1 38.1 mm bore	CRL Polish Wheel 15 mm wide RR120 Grade • A peripheral polish wheel for upright diamond edgers and small straight line edgers • 150 mm diameter wheel
	1101MA2 50 mm bore	
	1101MA3 22 mm bore	
	1101MA4 50 mm bore	CRL Polish Wheel 20 mm wide RR120 Grade • A peripheral polish wheel for upright diamond edgers and small straight line edgers • 150 mm diameter wheel
	1101MA5 22 mm bore	
	1101MA7 38.1 mm bore	

Peripheral Wheels for Schiatti Machines ▼



	CAT. NO.	DESCRIPTION
	0801SF10 Coarse 4 mm glass	CRL Pencil Edge Diamond Wheel 25 mm bore for Schiatti Double Edger • 175 mm diameter wheel
	0801SF12 Fine 4 mm glass	
	0801SF30H Coarse 6 mm glass	
	0801SF32H Fine 6 mm glass	
	1101JP2 Grade SCR1	CRL Polish Wheel 20 mm wide 90 mm bore • 200 mm diameter wheel
	1101LG1 Grade LUX3	
	1101LG2 Grade LUX6	
	1101MG1 Grade RR80	
	1101MG2 Grade RR120	
	1101MG3 Grade RR180	

CNC Tooling for Intermac, Denver, Bavelloni, Bimatech, Technometal ▼




	CAT. NO.	DESCRIPTION
	086447FRA	CRL Goldfinger Diamond Router <ul style="list-style-type: none">• Used for various CNC work-centres• 20 mm diameter• 40 mm high• 3 segments
	086444FR 4 segments 086448FR 5 segments	CRL Diamond Router Bit <ul style="list-style-type: none">• Used for various edging machines• 20 mm diameter• 40 mm high
	0864429FRA 10 mm diameter 27 mm high 0864433FRA 14 mm diameter 40 mm high	ADI Diamond Router <ul style="list-style-type: none">• Used for various CNC work-centres
	0811B0B08 8 mm wide 0811B0B12 12 mm wide 0811B0B14 14 mm wide 0811B0B17 17 mm wide 0811B0B22 22 mm wide	CRL Diamond Wheel Flat Edge Segmented 22 mm bore <ul style="list-style-type: none">• Centre water feed holes• Used for various CNC work-centres• 100 mm diameter wheel
	086349PA 8 mm wide 086350PA 10 mm wide 086351PA 12 mm wide 086352PA 14 mm wide 086354PA 17 mm wide 086356PA 22 mm wide 086360PA 27 mm wide	CRL Diamond Wheel Flat Edge Segmented 22 mm bore <ul style="list-style-type: none">• Used for various CNC work-centres• 100 mm diameter wheel

CAT. NO.	DESCRIPTION
	<p>086650TRA Medium 4 mm glass 086651TRA Fine 4 mm glass 086652TRA Medium 5 mm glass 086654TRA Medium 6 mm glass 086655TRA Fine 6 mm glass 086656TRA Medium 8 mm glass 086657TRA Fine 8 mm glass 086658TRA Medium 10 mm glass 086659TRA Fine 10 mm glass 086660TRA Medium 12 mm glass 086661TRA Fine 12 mm glass 086662TRA Medium 15 mm glass 086663TRA Fine 15 mm glass 086664TRA Medium 19 mm glass 086665TRA Fine 19 mm glass</p> <p>CRL Trapezoidal Diamond Wheel 22 mm bore</p> <ul style="list-style-type: none"> • Flat edge and arris • Used for various CNC work-centres • 100 mm diameter wheel
	<p>0802BOB07F Fine 6 mm glass 0802BOB07M Medium 6 mm glass 0802BOB09F Fine 8 mm glass 0802BOB09M Medium 8 mm glass 0802BOB11F Fine 10 mm glass 0802BOB11M Medium 10 mm glass 0802BOB14F Fine 12 mm glass 0802BOB14M Medium 12 mm glass 0802BOB17F Fine 15 mm glass 0802BOB17M Medium 15 mm glass 0802BOB21F Fine 19 mm glass 0802BOB21M Medium 19 mm glass</p> <p>CRL Trapezoidal Diamond Wheel 22 mm bore</p> <ul style="list-style-type: none"> • Centre water feed holes • Flat edge and arris • Used for various CNC work-centres • 100 mm diameter wheel
	<p>086008GA Medium 4 mm glass 086017GA Medium 6 mm glass 086018GA Fine 6 mm glass</p> <p>CRL Pencil Edge Diamond Wheel 22 mm bore</p> <ul style="list-style-type: none"> • Used for various CNC work-centres • 100 mm diameter wheel






	CAT. NO.	DESCRIPTION		
	086617TRA Medium 4 mm glass	CRL Trapezoidal Diamond Wheel 12 mm bore <ul style="list-style-type: none">• 25 mm diameter wheel• Flat edge and arris• Used for various CNC work-centres• For internal cutouts and notches		
	086622TRA Medium 5 mm glass			
	086624TRA Medium 6 mm glass			
	086625TRA Fine 6 mm glass			
	086627TRA Medium 8 mm glass			
	086628TRA Fine 8 mm glass			
	086630TRA Medium 10 mm glass			
	086631TRA Fine 10 mm glass			
	086633TRA Medium 12 mm glass			
	086634TRA Fine 12 mm glass			
	086636TRA Medium 15 mm glass			
	086637TRA Fine 15 mm glass			
	086639TRA Medium 19 mm glass			
	086640TRA Fine 19 mm glass			
	086914A 4 mm glass	CRL Trapezoidal Router Bit <ul style="list-style-type: none">• 15 mm diameter (apart from 086960A - 18 mm)• Flat edge and arris• Used for various CNC work-centres• For internal cutouts and notches		
	086915A 5 mm glass			
	086918A 6 mm glass			
	086924A 8 mm glass			
	086930A 10 mm glass			
	086936A 12 mm glass			
	086945A 15 mm glass			
	086957A 19 mm glass			
	086960A 25 mm glass			
	102505C 5 mm*	CRL Diamond Drill Vitrobor Master <ul style="list-style-type: none">• Continental fit• 75 mm long• Used for various CNC work-centres• Designed particularly for use on CNC work-centres to minimize shelling caused by single sided drilling operation• Has chamfered slotted end		
	102506C 6 mm*			
	102507C 7 mm*		102522C 22 mm*	
	102508C 8 mm*		102523C 23 mm*	
	102510C 10 mm*		102524C 24 mm*	
	102511C 11 mm*		102525C 25 mm*	
	102512C 12 mm*		102526C 26 mm*	
	102513C 13 mm*		102527C 27 mm*	
	102514C 14 mm*		102528C 28 mm*	
	102515C 15 mm*		102529C 29 mm*	
	102516C 16 mm*		102530C 30 mm*	
	102517C 17 mm*		102532C 32 mm*	
	102518C 18 mm*		102534C 34 mm*	
	102519C 19 mm*		102535C 35 mm*	
	102520C 20 mm*		102536C 36 mm*	
	102521C 21 mm*		102538C 38 mm*	
			102540C 40 mm*	
	*Hole Size			
			10FA6 6 mm	CRL Triple Combination Tool <ul style="list-style-type: none">• 16 mm diameter core drill, 15 mm diameter milling router and 15 mm diameter seaming wheel in one tool.• Available for monolithic glass from 6 mm to 12 mm thickness• Designed for use on CNC machines
			10FA8 8 mm	
			10FA10 10 mm	

	CAT. NO.	DESCRIPTION
	1120012 25 mm wide 1120015 30 mm wide	CRL Polishing Wheel 12 mm bore BD Grade • 25 mm diameter wheel • Used for various CNC work-centres
	1120023 15 mm wide 1120024 20 mm wide 1120025 25 mm wide 1120035 50 mm wide	CRL Polishing Wheel 22 mm bore BD Grade • 100 mm diameter wheel • Used for various CNC work-centres
	1120115 15 mm wide 1120125 25 mm wide 1120130 30 mm wide	CRL Polishing Wheel 22 mm bore B STAR Grade • 100 mm diameter wheel • Used for various CNC work-centres
	1120204 4 mm glass 1120206 6 mm glass 1120208 8 mm glass 1120210 10 mm glass 1120212 12 mm glass 1120215 15 mm glass 1120219 19 mm glass	CRL Trapezoidal Polishing Wheel 22 mm bore ONE Grade • 100 mm diameter wheel • Preformed flat edge & arris profile • Used for various CNC work-centres
		





Cup Wheels for Metral Straight Line Edgers ▼

	CAT. NO.	DESCRIPTION
	0805CP 170 grit 0805CR D76 grit	CRL Cup Diamond Wheel for Metral Straight Line Edger • 150 mm diameter wheel • 30 mm bore
	0807CR 325 grit	CRL Cup Diamond Wheel for Metral Straight Line Edger • 130 mm diameter wheel • Arris positions • 30 mm bore
	1104CR grade 9R80 1104CR1 grade 9R40 1104CR2 grade 9R120	CRL Cup Polish Wheel for Metral Straight Line Edger • 150 mm diameter wheel • 40 mm high • 50 mm bore
		
	1106CR grade N99 1106CR1 grade 9R60	CRL Cup Polish Wheel for Metral Straight Line Edger • 130 mm diameter wheel • 35 mm high • 50 mm bore • Arris positions

Cup Wheels for Bovone Straight Line Edgers ▼

	CAT. NO.	DESCRIPTION
	0805EF1 70/80 grit ELB14 position 1 0805EL1 100/120 grit ELB10 position 1, ELB14 position 2 0805EL2 140/170 grit ELB10 position 2, ELB14 position 3 0805ELB1A 120/140 grit ELB17/45 position 7	CRL Cup Diamond Wheel for Bovone Straight Line Edger <ul style="list-style-type: none"> • Continuous rim • 150 mm diameter wheel • Metal bond • 22 mm bore
	0805ELB1 50/60 grit ELB17/45 position 1 0805ELB2 70/80 grit ELB17/45 position 2 0805ELB3 140/170 grit ELB17/45 position 3 0805EM1 80/100 grit ELB10/45 position 1, ELB14/45 position 1 0805EM2 120/140 grit ELB10/45 position 2, ELB14/45 position 2&7	CRL Cup Diamond Wheel for Bovone Straight Line Edger <ul style="list-style-type: none"> • Segmented rim • 150 mm diameter wheel • Metal bond • 22 mm bore
	0807EF1 ELB14 position 5&6 0807EF2 ELB14 position 9&10 0807EF2A ELB14 position 5&6 0807EL1 ELB10 position 4&6, ELB17/45 position 8&9 0807EM1 ELB10/45 position 7&9, ELB14/45 position 8&10 0809EL3 230/270 grit ELB10 position 3, ELB10/45 position 3, ELB14 position 4 0809EL4 325/400 grit ELB10 position 8, ELB10/45 position 4, ELB14 position 7, ELB17/45 position 4&10, ELB14/45 position 4&12 0809EL5 25 Micron Grit ELB10 position 9, ELB10/45 position 5, ELB14 position 8, ELB17/45 position 5&11, ELB14/45 position 5&13	CRL Cup Diamond Wheel for Bovone Straight Line Edger <ul style="list-style-type: none"> • 150 mm diameter wheel • Resin bond (except 0807EF1) • 22 mm bore
	1106EM2	CRL Cup Polish Wheel for Bovone Straight Line Edger MB1 Grade <ul style="list-style-type: none"> • 150 mm diameter wheel • 22 mm bore • Arris positions
	1109EM 170 mm diameter 1109EN 130 mm diameter for arris ELB14	CRL Felt Polish Wheel Spiral Wound for Bovone Straight Line Edger <ul style="list-style-type: none"> • 25 mm wide • 70 mm bore

Cup Wheels for Bottero Straight Line Edgers ▼

	CAT. NO.	DESCRIPTION
	0805FM2 120 grit 0805FM2A 170 grit 0805FM3 230 grit 0805FM4 320 grit	CRL Cup Diamond Wheel for Bottero Straight Line Edger • Continuous rim • 150 mm diameter • 50 mm bore
	0806FM1 120 grit 0806FM2 120 grit 0806FM2A 170 grit 0806FM3M 230 grit	CRL Cup Diamond Wheel for Bottero Straight Line Edger • Segmented rim • 150 mm diameter • 50 mm bore
	0809FN2B Position 2	CRL Cup Diamond Wheel for Bottero Straight Line Edger • 150 mm diameter • 50 mm bore • 230 grit • Resin bond
	1104FM1 Grade 9R60 1104FM2 Grade 9R40 1104GM1 Grade 9RS60 1104GM2 Grade 9RS40 1104GM3 Grade 9RS80	CRL Cup Polish Wheel for Bottero Straight Line Edger • 150 mm diameter • 50 mm bore • 40 mm deep
	1104FM3 Grade X3000	CRL Cup Polish Wheel for Bottero Straight Line Edger • High quality cerium wheel • 150 mm diameter • 50 mm bore • 40 mm deep
		





For more information about our product ranges take a look at our other brochures;






- Frameless Shower Door Hardware
- Adjustable Glass Balustrade Systems
- Door Hardware and Office Partition Systems
- Architectural Glass Fixings
- Oil Dynamic Hinges

For your copy call **00 800 0421 6144** email crl@crlaurence.co.uk or download the complete range at crlaurence.co.uk






Cup Wheels for Schiatti Straight Line Edgers ▼


	CAT. NO.	DESCRIPTION
	0805UA1 120 grit	CRL Cup Diamond Wheel for Schiatti Straight Line Edger <ul style="list-style-type: none">• Continuous rim• 150 mm diameter wheel• 25 mm bore
	0805VS1 170 grit	
	0805UA2M 230 grit	
	0806UA1 120 grit	CRL Cup Diamond Wheel for Schiatti Straight Line Edger <ul style="list-style-type: none">• Segmented rim• 150 mm diameter wheel• 25 mm bore
	0806VS1 170 grit	
	0806UA2 230 grit	
	0807UA 130 mm diameter	CRL Cup Diamond Wheel for Schiatti Straight Line Edger <ul style="list-style-type: none">• Arris positions• 20 mm bore
	1104AA6 150 mm diameter 9R40 grade	CRL Cup Polish Wheel for Schiatti Straight Line Edger <ul style="list-style-type: none">• 40 mm thick• 22 mm bore
	1104AA6A 155 mm diameter 9R40 grade	
	1104AA7 150 mm diameter 9R80 grade	
	1104AA7A 155 mm diameter 9R80 grade	CRL Cup Polish Wheel for Schiatti Straight Line Edger <ul style="list-style-type: none">• 40 mm thick• 68 mm bore
	1104AB1 150 mm diameter 9RS grade	
	1104AB1A 155 mm diameter 9RS grade	
	1104AB3 150 mm diameter 9RS40 grade	
	1104AB3A 155 mm diameter 9RS40 grade	
	1104AB3AWP 155 mm diameter 9RS40 grade	
	1104AB4 150 mm diameter 9RS80 grade	
	1104AB4A 155 mm diameter 9RS80 grade	
	1104AB4AWP 155 mm diameter 9RS80 grade	

CAT. NO.	DESCRIPTION
	<p>1104AF 22 mm bore X081 grade</p> <p>1104AF1 68 mm bore X081 grade</p> <p>1104AFS 22 mm bore X3000 grade</p> <p>1104AFT 68 mm bore X3000 grade</p> <p>CRL Cup Polish Wheel for Schiatti Straight Line Edger</p> <ul style="list-style-type: none"> • Cerium impregnated for final stage polishing • 150 mm diameter wheel • 40 mm thick
	<p>1104SCH2240 Smart 40 grade</p> <p>1104SCH2280 Smart 80 grade</p> <p>CRL Cup Polish Wheel for Schiatti Straight Line Edger</p> <ul style="list-style-type: none"> • On solid backing plate for additional rigidity on machine • 150 mm diameter wheel • 40 mm thick • 22 mm bore
	<p>1103AB1</p> <p>CRL Cup Polish Wheel for Schiatti Straight Line Edger</p> <ul style="list-style-type: none"> • Arris positions • 100 mm diameter wheel • 25 mm thick • 50 mm bore
	<p>1106AA2 10S grade</p> <p>1106AA5 220N99 grade</p> <p>CRL Cup Polish Wheel for Schiatti Straight Line Edger</p> <ul style="list-style-type: none"> • Arris positions • 125 mm diameter wheel • 35 mm thick • 22 mm bore
	<p>1106AL 22 mm bore 10S grade</p> <p>1106AM 68 mm bore 10S grade</p> <p>CRL Cup Polish Wheel for Schiatti Straight Line Edger</p> <ul style="list-style-type: none"> • Arris positions • 150 mm diameter wheel • 40 mm thick
	<p>1111SC</p> <p>CRL Felt Polish Wheel Spiral Wound for Schiatti Straight Line Edger</p> <ul style="list-style-type: none"> • 150 mm diameter wheel • 25 mm thick • 105 mm bore





Cup Polish Wheels for Bavelloni Straight Line Edgers ▼

	CAT. NO.	DESCRIPTION
	1104BA1 9RS40 grade	CRL Cup Polish Wheel for Bavelloni Straight Line Edger <ul style="list-style-type: none">• 150 mm diameter wheel• 40 mm thick• 70 mm bore
	1104BA2 9RS60 grade	
	1104PR2 X3000 grade	CRL Cup Polish Wheel for Bavelloni Straight Line Edger <ul style="list-style-type: none">• High quality cerium wheel• 150 mm diameter wheel• 30 mm thick• 70 mm bore
	1106MB1 MB1 grade	CRL Cup Polish Wheel for Bavelloni Straight Line Edger <ul style="list-style-type: none">• 150 mm diameter wheel• 40 mm thick• 70 mm bore

Cup Polish Wheel for Lattuada Straight Line Edgers ▼

	CAT. NO.	DESCRIPTION
	1104LA1 grade 10S40	CRL Cup Polish Wheel for Lattuada Straight Line Edger <ul style="list-style-type: none">• Suitable for various models of Lattuada straight line edgers• 150 mm diameter (except 1106LA - 100 mm diameter)• 30 mm deep• 50 mm bore
	1104LA2 grade 10S60	
	1106LA grade MB1 Arris positions	

Cup Wheels for Bavelloni Bevelling Machines ▼






	CAT. NO.	DESCRIPTION
	0808BM1 Max 60/80 position 1	CRL Cup Diamond Wheel for Bavelloni Bevelling Machine <ul style="list-style-type: none">• Metal bond• 150 mm diameter• 10 mm bore
	0808BM2 Max 60/80 position 2	
	0808BV1 B73 position 1	
	0808BV2 B73 position 2	
	0809BV3 B73 position 3	CRL Cup Diamond Wheel for Bavelloni Bevelling Machine <ul style="list-style-type: none">• Resin bond• 150 mm diameter• 10 mm bore
	0809BV4 B73 position 4	
	0809BS3 Max 60/80 position 3	
	0809BS4 Max 60/80 position 4	
	1106MX MB1 grade	CRL Cup Polish Wheel for Bavelloni Bevelling Machine <ul style="list-style-type: none">• Arris positions• 100 mm diameter wheel• 40 mm thick• 10 mm bore
	1109BB 70 mm bore	CRL Felt Polish Wheel Spiral Wound for Bavelloni Bevelling Machine <ul style="list-style-type: none">• 150 mm diameter wheel• 40 mm thick






Get pricing and stock information online

Our website offers instant access to prices and stock availability all from your personal account area. Don't have an account yet? Sign up online in just a few clicks or call our friendly operations team on **00 800 0421 6144**.



Cup Wheels for Bovone Bevelling Machines ▼

	CAT. NO.	DESCRIPTION
	0808HP1 Position 1	CRL Cup Diamond Wheel for Bovone Bevelling Machine <ul style="list-style-type: none">• Metal bond• 150 mm diameter wheel• 22 mm bore
	0808HP2 Position 2	
	0808HP3 Position 3	
	0801GA 4 mm groove width	CRL Pencil Edge Diamond Wheel for Bovone Bevelling Machine <ul style="list-style-type: none">• 150 mm diameter wheel• 22 mm bore
	0801GA1 6 mm groove width	
	0809HP3R Position 3	CRL Cup Diamond Wheel for Bovone Bevelling Machine <ul style="list-style-type: none">• Resin bond• 150 mm diameter wheel• 22 mm bore
	0809HP4 Position 4	
	0809HP5 Position 5	
	0809HP6 Position 6	
	0809HP7 Position 7	
	0809AM3S Position 3	CRL Cup Diamond Wheel for Bovone 471 Bevelling Machine <ul style="list-style-type: none">• Resin bond with 22 closed segments• 150 mm diameter wheel• 22 mm bore
	0809AM4S Position 4	
	0809AM5S Position 5	
	0809AM6S Position 6	
	1109FA 70 mm bore (Italian)	CRL Felt Polishing Wheel Spiral Wound for Bovone Bevelling Machine <ul style="list-style-type: none">• 150 mm diameter wheel• 25 mm thick
	1109MM 40 mm bore	
	1109FB 115 mm bore (Italian)	CRL Felt Polishing Wheel Spiral Wound for Bovone Bevelling Machine <ul style="list-style-type: none">• 185 mm diameter wheel• 25 mm thick

Cup Wheels for Bottero Bevelling Machines ▼

	CAT. NO.	DESCRIPTION
	0808NP1 Position 1	CRL Cup Diamond Wheel for Bottero Bevelling Machine • For Bottero 910P Beveller • Metal bond
	0809NP6 Position 6	CRL Cup Diamond Wheel for Bottero Bevelling Machine • For Bottero 910P Beveller • Resin bond
	1109FA (Italian)	CRL Felt Polishing Wheel Spiral Wound for Bottero Bevelling Machine • 150 mm diameter wheel • 25 mm thick • 70 mm bore


Wheels for Intermac Brilliant Cutting Machines ▼

	CAT. NO.	DESCRIPTION
	0814MV2 5 mm wide 0814MV3 6 mm wide 0814MV6 10 mm wide	CRL Diamond Wheel Brilliant Cut for Intermac Machines • 140 mm diameter • 22 mm bore
	1114MA5 5 mm wide 1114MA6 6 mm wide 1114MA10 10 mm wide	CRL Polish Wheel Brilliant Cut for Intermac Machines • 140 mm diameter • 22 mm bore


Polishing Accessories ▼

	CAT. NO.	DESCRIPTION
	C0301 454 g	CRL Cerium Oxide <ul style="list-style-type: none"> • Recommended for a variety of glass polishing applications, including high polish edger and bevellers • Fast stock removal • Excellent suspension qualities • Ideal for circulating slurry systems • For hand or machine polishing
	C0453 20 kg	
	1222 20 kg	CRL Polishing Cerium Oxide Hi-Grade <ul style="list-style-type: none"> • Formula ensures a bright finish to all polished surfaces • Excellent suspension characteristics and non-stock properties • Ideal for cleaning glass prior to silvering / coating • Pink/buff colour
	1217 Complete kit 12172 Scale hydrometer (No Jar) 12174 Jar only	CRL Baume Gauge Kit <ul style="list-style-type: none"> • Kit consists of a 390 mm tall glass phial/jar, plus a glass hydrometer with 50 graduations • For testing Cerium Oxide in suspension
	1323	CRL Polishing Bob <ul style="list-style-type: none"> • Will remove light scratches and water deposits from glass using any electric drill or power tool with a standard chuck
	5703	CRL Complete Polishing Head Assembly <ul style="list-style-type: none"> • Used for light scratch removal • Can be used with a cordless drill • Consists of a 38.1 mm thick x 76 mm diameter wool felt wheel, aluminium adapter plate, and a 6 mm diameter shank



Diamond Blades for Putsch Meniconi Saw ▼

	CAT. NO.	DESCRIPTION
	0903PA 300 mm diameter	CRL Diamond Saw Blade for Putsch Meniconi Saw <ul style="list-style-type: none">• D252 grit• 5 mm thick• 30 mm bore
	0903PD 350 mm diameter	

Parallel Shank Electroplated Drills ▼

	CAT. NO.	DESCRIPTION
	100406P 6 mm hole size	CRL Diamond Drill Parallel Shank <ul style="list-style-type: none">• Electroplated drill bit• Suitable for use in standard drilling machines using a chuck key• Due to drill wall thickness we recommend that use is restricted to the drill stand, as any sideways movement during drilling can easily break the drill bit• Other diameters available
	100410P 10 mm hole size	
	100425P 25 mm hole size	

Spearpoint Drill Bits ▼

	CAT. NO.	DESCRIPTION
	216 3.17 mm (1/8") hole size	CRL Spearpoint Glass Drill <ul style="list-style-type: none">• Suitable for use in standard drilling machines using a chuck key• For use with low rpm drilling machines
	316 4.76 mm (3/16") hole size	
	416 6.35 mm (1/4") hole size	
	516 7.93 mm (5/16") hole size	
	616 9.52 mm (3/8") hole size	
	816 12.70 mm (1/2") hole size	
		

Continental Fitting Sintered Drills

75 mm Long ▼



CAT. NO.

DESCRIPTION

100604C 4 mm*	100626C 26 mm*	CRL Diamond Drill Continental Fit • European manufactured • Belgian type 1/2" gas shank sintered • 75 mm long • For recommended parameters see table
100605C 5 mm*	100627C 27 mm*	
100606C 6 mm*	100628C 28 mm*	
100607C 7 mm*	100629C 29 mm*	
100608C 8 mm*	100630C 30 mm*	
100609C 9 mm*	100632C 32 mm*	
100610C 10 mm*	100633C 33 mm*	
100611C 11 mm*	100634C 34 mm*	
100612C 12 mm*	100635C 35 mm*	
100613C 13 mm*	100636C 36 mm*	
100614C 14 mm*	100638C 38 mm*	
100615C 15 mm*	100640C 40 mm*	
100616C 16 mm*	100642C 42 mm*	
100617C 17 mm*	100644C 44 mm*	
100618C 18 mm*	100645C 45 mm*	
100619C 19 mm*	100646C 46 mm*	
100620C 20 mm*	100648C 48 mm*	
100621C 21 mm*	100650C 50 mm*	
100622C 22 mm*	100652C 52 mm*	
100623C 23 mm*	100655C 55 mm*	
100624C 24 mm*	100660C 60 mm*	
100625C 25 mm*	100675C 75 mm*	

*Hole Diameter

Sintered Drills - Recommended Parameters

Ø	RPM
3 - 6	4,500
7 - 12	4,000
13 - 20	3,800
21 - 30	3,600
31 - 40	2,600
41 - 50	2,400
51 - 80	2,200
81 - 100	1,200
100 - 150	700
151 - 220	600

Product Code **1006xxx**Product Code **1003xxx**Product Code **1024xxx****PLEASE NOTE:**

The indicated RPM's are the recommended ones in order to get the best free cutting and duration performances.

Relevant tolerance of such speed is +/- 5%

Continental Fitting Sintered Drills 95 mm Long for Forvet Machine ▼



CAT. NO.

DESCRIPTION

102404C 4 mm*	102426C 26 mm*
102405C 5 mm*	102427C 27 mm*
102406C 6 mm*	102428C 28 mm*
102407C 7 mm*	102429C 29 mm*
102408C 8 mm*	102430C 30 mm*
102409C 9 mm*	102432C 32 mm*
102410C 10 mm*	102433C 33 mm*
102411C 11 mm*	102434C 34 mm*
102412C 12 mm*	102435C 35 mm*
102413C 13 mm*	102436C 36 mm*
102414C 14 mm*	102438C 38 mm*
102415C 15 mm*	102440C 40 mm*
102416C 16 mm*	102442C 42 mm*
102417C 17 mm*	102444C 44 mm*
102418C 18 mm*	102445C 45 mm*
102419C 19 mm*	102446C 46 mm*
102420C 20 mm*	102448C 48 mm*
102421C 21 mm*	102450C 50 mm*
102422C 22 mm*	102452C 52 mm*
102423C 23 mm*	102455C 55 mm*
102424C 24 mm*	102460C 60 mm*
102425C 25 mm*	102465C 65 mm*

*Hole Diameter

CRL Diamond Drill Continental Fit

- European manufactured
- 20 mm across top of thread
- Belgian type 1/2" gas shank sintered
- For recommended parameters see table

Habit Fitting Diamond Drills 85 mm Long ▼



CAT. NO.

DESCRIPTION

100304H 4 mm*	100321H 21 mm*	100342H 42 mm*
100305H 5 mm*	100322H 22 mm*	100344H 44 mm*
100306H 6 mm*	100323H 23 mm*	100345H 45 mm*
100307H 7 mm*	100324H 24 mm*	100346H 46 mm*
100308H 8 mm*	100325H 25 mm*	100348H 48 mm*
100309H 9 mm*	100326H 26 mm*	100350H 50 mm*
100310H 10 mm*	100327H 27 mm*	100352H 52 mm*
100311H 11 mm*	100328H 28 mm*	100355H 55 mm*
100312H 12 mm*	100329H 29 mm*	100360H 60 mm*
100313H 13 mm*	100330H 30 mm*	100370H 70 mm*
100314H 14 mm*	100332H 32 mm*	100375H 75 mm*
100315H 15 mm*	100333H 33 mm*	
100316H 16 mm*	100334H 34 mm*	
100317H 17 mm*	100335H 35 mm*	
100318H 18 mm*	100336H 36 mm*	
100319H 19 mm	100338H 38 mm*	
100320H 20 mm*	100340H 40 mm*	

*Hole Diameter

CRL Habit Fit Sintered Diamond Drill

- More robust but slower cutting than electroplated type of drill



DESCRIPTION

100203H 3 mm*	100220H 20 mm*	100240H 40 mm*
100204H 4 mm*	100221H 21 mm*	100242H 42 mm*
100205H 5 mm*	100222H 22 mm*	100244H 44 mm*
100206H 6 mm*	100223H 23 mm*	100245H 45 mm*
100207H 7 mm*	100224H 24 mm*	100246H 46 mm*
100208H 8 mm*	100225H 25 mm*	100248H 48 mm*
100209H 9 mm*	100226H 26 mm*	100250H 50 mm*
100210H 10 mm*	100227H 27 mm*	100252H 52 mm*
100211H 11 mm*	100228H 28 mm*	100255H 55 mm*
100212H 12 mm*	100229H 29 mm*	100260H 60 mm*
100213H 13 mm*	100230H 30 mm*	100270H 70 mm*
100214H 14 mm*	100232H 32 mm*	100275H 75 mm*
100215H 15 mm*	100233H 33 mm*	*Hole Diameter
100216H 16 mm*	100234H 34 mm*	
100217H 17 mm*	100235H 35 mm*	
100218H 18 mm*	100236H 36 mm*	
100219H 19 mm*	100238H 38 mm*	

- For fast cutting, high production runs
- Habit, tapered mount
- Long work life

- Run the tool as near as possible to the recommended speed below. These speeds are not intended to be rigidly adhered to, as in certain circumstances a variation will improve results, but they will prove satisfactory in most cases

Up to 6 mm diameter = 4,000 rpm
7 mm to 25 mm diameter = 2,000 rpm
26 mm to 38 mm diameter = 1,500 rpm
39 mm to 50 mm diameter = 1,000 rpm
Over 50 mm diameter = 500 rpm

- **Water Feed:** The drill chuck should be connected directly to the water main if possible and not a header tank. This is to ensure enough water pressure to eject the cores. 3 mm to 5 mm drills need maximum water pressure i.e. above 30lb per square inch for efficient core ejection.
- Where possible always drill over a hole in the machine table to ensure the core does not jam in the drill.
- Never try to drill with a core stuck inside the drill.
- Allow the drill to do the cutting and do not try to force it through the work.
- Before drilling, ease off the return spring tension on the drilling machine to enable the operator to 'feel' the drill cutting.
- If the drill loses its cutting speed, this can be restored by drilling into a suitable piece of silicone carbide grinding disk of approximately 120/J grit.
- Where a hole is required with no shelling on the back surface, it is the usual practice to drill from both sides.




Our home page is regularly updated with all of the latest products and offers so you have the most up to date information at your fingertips.


Countersink for Forvet Machine ▼

	CAT. NO.	DESCRIPTION
	10460435M 4 mm to 35 mm diameter	CRL Diamond Countersink for Forvet Machine • Belgian type 1/2" gas shank sintered
	10463065M 30 mm to 65 mm diameter	


Variable Diamond Drills ▼

	CAT. NO.	DESCRIPTION
	1012UAC Continental fit	CRL Variable Diamond Drill 90 mm to 140 mm Diameter • Uses four separate sintered drill segments to produce holes from 90 mm to 140 mm diameter
	1012UAH Habit fit	

Habit Fitting Combined Drill & Countersink ▼

	CAT. NO.	DESCRIPTION
	101406H 6 mm hole diameter	CRL Combined Drill and Countersink Adjustable Sintered Habit Fit • High quality well engineered tool • Other sizes also available
	101410H 10 mm hole diameter	
	101426H 26 mm hole diameter	
	101430H 30 mm hole diameter	


Continental Fit Diamond Countersinks ▼

	CAT. NO.	DESCRIPTION
	<p>105115C 15 mm diameter</p> <p>105125C 25 mm diameter</p> <p>105138C 38 mm diameter</p> <p>105150C 50 mm diameter</p> <p>105160C 60 mm diameter</p>	<p>CRL Diamond Countersink Continental Fit</p> <ul style="list-style-type: none">• Belgian type 1/2" gas shank sintered• Centre water feed supply to diamond face





Parallel Shank Diamond Countersinks ▼

	CAT. NO.	DESCRIPTION
	<p>1060025 25 mm diameter</p> <p>1060040 40 mm diameter</p> <p>1060050 50 mm diameter</p> <p>1060080 80 mm diameter</p>	<p>CRL Diamond Countersink Solid Parallel Shank Sintered</p> <ul style="list-style-type: none">• Requires manual water feed to grinding point


Habit Fit Diamond Countersinks ▼




	CAT. NO.	DESCRIPTION
	<p>1065015 15 mm diameter</p> <p>1065025 25 mm diameter</p> <p>1065038 38 mm diameter</p> <p>1065050 50 mm diameter</p> <p>1065060 60 mm diameter</p>	<p>CRL Diamond Countersink Slotted Habit Fit Sintered</p> <ul style="list-style-type: none">• Centre water feed supply to diamond face

Drilling/Grinding Accessories ▼




	CAT. NO.	DESCRIPTION
	1010	CRL Centre Water Feed Chuck Habit Fit <ul style="list-style-type: none"> • JT33 used in conjunction with chuck arbor, Cat. No. 1011, please see below • Water is fed into chuck via pipe fitted onto side, which then comes through core of drill bit during drilling operation
	1011	CRL Chuck Arbor No. 2 Morse Taper/Jacobs 33 <ul style="list-style-type: none"> • For use with CRL centre water feed chuck, Cat. No. 1010, please see above
	DRB14	CRL Pencil Edge Diamond Grinding Bit <ul style="list-style-type: none"> • For glass edging of small areas • 220 grit • 6.35 mm x 19 mm straight shank
	DSB14	CRL Seamed Edge Diamond Grinding Bit <ul style="list-style-type: none"> • For glass edging • 220 grit • 6.35 mm x 19 mm straight shank




Dressing Blocks & Sticks ▼

	CAT. NO.	DESCRIPTION
	1205B 3 mm thick 1205C 4 mm thick 1206 5 mm thick 1207 6 mm thick 1208 8 mm thick 1209 10 mm thick 1209A 13 mm thick 1210 19 mm thick 1213 30 mm thick	CRL Aluminium Oxide Dressing Slab <ul style="list-style-type: none"> • 180 mm long • 100 mm wide




	CAT. NO.	DESCRIPTION
	1211	CRL Pumice Dressing Block <ul style="list-style-type: none"> • Used for dressing resin bond diamond wheels • 200 mm x 30 mm x 60 mm
	1211B	CRL Carborundum Dressing Stick <ul style="list-style-type: none"> • Used for dressing metal bond diamond wheels • 12 mm diameter • 150 mm length
	1205 13 mm square 1205A 25 mm square	CRL Aluminium Oxide Dressing Stick <ul style="list-style-type: none"> • Always remember to sharpen your drill regularly for a longer life and better edge • 150 mm length

Coolants & Grinding Additives ▼

	CAT. NO.	DESCRIPTION
	EU1218025L 25 litres	CRL Vitrolube 4m Coolant Additive Semi-Synthetic for Use in Recirculating Tanks <ul style="list-style-type: none"> • Environmentally improved – does not contain sodium nitrate, phenols, triazene, PTBBA or chlorinated additives • Extended sump life compared to conventional fluids • Optimum tool life • Good corrosion protection even at low concentrations
	EUUTC1271L 1 litre EUUTC1275L 5 litres EUUTC12725L 25 litres	CRL 25L Vitrolube 127 Diamond Tool Coolant <ul style="list-style-type: none"> • Recommended for use with Cat. No. 5993 • Fully synthetic water-soluble grinding fluid • Used for edging and bevelling machines
	EUUTC801L 1 litre EUUTC805L 5 litres EUUTC8025L 25 litres	CRL Vitrolube Diamond Tool Coolant <ul style="list-style-type: none"> • Fully synthetic water-soluble grinding fluid • Used for edging and bevelling machines • Reduces heat generated by the grinding process and improves wheel life

	CAT. NO.	DESCRIPTION
	1229	CRL RD Anti Foam Emulsion <ul style="list-style-type: none"> • Used where water conditions cause foaming • Sold per 5 kg
	1225	CRL Sof®-Set 500 for Tank Cleaning <ul style="list-style-type: none"> • Makes tank cleaning easy by soft-setting the glass powder • Dilution ratio 500 parts to 1 • Sold per 5 litre bottle
	1710H	Glass Washing Machine Cleaner <ul style="list-style-type: none"> • Concentrated low foaming additive for hot and cold machines • Can be diluted 100:1 • Sold by 25 litre container

Clean 20 Consumables ▼

	CAT. NO.	DESCRIPTION
	5993 25 Litre	CRL Flocculent 7418 <ul style="list-style-type: none"> • Specifically developed to be used with flat glass • Fast-acting • Chloride-free • Used for the purification of process water • Use with clean 20 system
	59955L1TRE 5 Litre	Biozid <ul style="list-style-type: none"> • Anti-fungal additive for use with Clean 20
	5994A Clean 10 machine 5994 Clean 20 machine	CRL Slurry Bag for Clean 10/20 Machine <ul style="list-style-type: none"> • Filter bags for clean 10/20 water treatment system

CAT. NO.

DESCRIPTION



5996

pH Dipsticks

- pH test sticks used to maintain neutral water levels in Clean 20
- Test strips pH (litmus)
- Measurement: pH 1-14
- Indicator strips 6 mm x 85 mm for a rapid pH-measurement of the cleaned water.
- The high quality of the indicator dyes result in no pollution
- Packed per 100 strips in a plastic box

Trizact Discs ▼

CAT. NO.

DESCRIPTION



TD335P A35 76 mm
TD320P A20 76 mm
TD310P A10 76 mm
TD35P A5 76 mm
TD3CP Cerium 76 mm
TD535P A35 127 mm
TD520P A20 127 mm
TD510P A10 127 mm
TD55P A5 127 mm
TD5CP Cerium 127 mm

CRL 3M™ Trizact™ A35 PSA Polishing Disc

- 3M™ Trizact™ films – a cleaner, long lasting abrasive system for glass scratch repair
- Material uses natural abrasive formed in the shape of small pyramids, and provides uniform layers of abrasive throughout the pyramid

Manual Hand Grinding Pads ▼

CAT. NO.

DESCRIPTION



DHP60 Green 60X grit
DHP120 Black 120X grit
DHP220 Red 220X grit
DHP400 Yellow 400X grit
DHPSET Set of above pads

CRL Diamond Hand Pads

- Long-lasting diamond abrasive
- Works great on smooth or uneven surfaces
- Use wet or dry
- 57 mm x 95 mm pad size

1313H

CRL Red Diamond Coated Hand Files

- Sold per pack of 4, shapes No. 1 to 4



2612251
 Seamer

2612252
 Replacement stone



CRL Hand Glass Seamer


- For 3 mm to 12 mm thick glass
- Removes sharp edges
- Seams both edges of glass at once
- Quick and easy to use



Abrasive Belts ▼

Diamond Grinding Belts ▼


	CAT. NO.	DESCRIPTION
	CRL1180X80DB 1,180 mm x 80 mm Suitable for Lisec, KSL and KSR machines	CRL Flexible Diamond Belt <ul style="list-style-type: none">• Consistent edge quality• Longer life than silicon carbide• 200 grit
	CRL3350X100DB 3,350 mm x 100 mm Suitable for Ashton type grinding machines	
	13A6465J3 1,180 mm x 80 mm Suitable for Lisec, KSL and KSR machines	CRL 3M Diamond Belt <ul style="list-style-type: none">• Consistent edge quality• Longer life than silicon carbide• 200 grit



Got a product query?

Contact our experienced Technical Team on
00 800 0421 6144 or email crl@crlaurence.co.uk


For Ashton Belt Machines ▼

CAT. NO.		DESCRIPTION
	CRL4X13260X	60 grit
	CRL4X13280X	80 grit
	CRL4X132120X	120 grit
	CRL4X132220X	220 grit
	CRL4X132400X	400 grit
	CRL4X132CORK	Cork
		CRL Wet Abrasive Belts for Ashton Belt Machines <ul style="list-style-type: none">• 100 mm x 3,350 mm• Fast-grinding 100% polyester backed belts• 100% polyester backing so you can use them wet or dry• All upright sander belts come five belts per box (CRL4X132CORK – 2 per box)• Sold per box


For Metral Belt Machines ▼

	13094K	80 grit
	13095BK	120 grit
	13095K	180 grit
	13095AK	220 grit
	13096K	400 grit
	13097K	Cork
		CRL Abrasive Belts for Metral Belt Machines <ul style="list-style-type: none">• 100 mm x 2,000 mm• Polyester wet-dry backing• Sold individually


For Bohle Belt Machines ▼

	13317K	60 grit
	1317BK	80 grit
	1317DK	100 grit
	1317B05K	120 grit
	13320K	150 grit
	1317B1K	180 grit
	1317B3K	220 grit
	1317B2K	400 grit
	1317EK	cork
		CRL Belt for Bohle Belt Machines <ul style="list-style-type: none">• 100 mm x 1,830 mm• Polyester wet-dry backing• Top quality, long lasting• Non-directional• Sold individually


For Ebor Belt Machines ▼

	1304K	80 grit
	1305K	180 grit
	1305AK	220 grit
	1306K	400 grit
	1311K	cork
		CRL Belt for Ebor Belt Machines <ul style="list-style-type: none">• 100 mm x 2,400 mm• Polyester wet-dry backing• Sold individually





For Knopp Belt Machines ▼

	CAT. NO.	DESCRIPTION
 <div>GritCork</div>	1332AK 80 grit	CRL Abrasive Belts for Knopp Machines
	1332BK 120 grit	• 100 mm x 3,000 mm
	1333K 180 grit	• Polyester wet-dry backing
	1334K 400 grit	• Top quality, long lasting
	1336K cork	• Non-directional
		• Sold individually




For Glasmek Belt Machines ▼

 <div>GritCork</div>	13309K 60 grit	CRL Abrasive Belts for Glasmek Machines
	13310K 80 grit	• 100 mm x 1,800 mm
	1327K 120 grit	• Polyester wet-dry backing
	13143K 180 grit	• Top quality, long lasting
	1317HK 220 grit	• Non-directional
	1317AK cork	• Sold individually

General Abrasive Belts ▼


 <div>GritCork</div>	1343AK 60 grit	CRL Abrasive Belts
	1343K 80 grit	• 19 mm x 535 mm
	1344K 180 grit	• Polyester wet-dry backing
	1345K 400 grit	• Top quality, long lasting
	1344AK cork (sold individually)	• Non-directional
		• Sold per box of 10
 <div>Grit</div>	1354K 80 grit	CRL Abrasive Belts
	1355K 180 grit	• 29 mm x 530 mm
	1356K 400 grit	• Polyester wet-dry backing
		• Top quality, long lasting
		• Non-directional
		• Sold individually
 <div>Grit</div>	1317GK 100 grit	CRL Abrasive Belts
	1317FK 120 grit	• 50 mm x 1,800 mm
	1317F1K 180 grit	• Polyester wet-dry backing
		• Top quality, long lasting
		• Non-directional
		• Sold individually
 <div>Grit</div>	1373K 80 grit	CRL Abrasive Belts
	1373AK 120 grit	• 55 mm x 1,000 mm
		• Polyester wet-dry backing
		• Top quality, long lasting
		• Non-directional
		• Sold individually

Belt Machines - Small Machinery ▼

	CAT. NO.	DESCRIPTION
	CRL4X10660X 60 grit CRL4X10680X 80 grit CRL4X106120X 120 grit CRL4X106180X 180 grit CRL4X106220X 220 grit CRL4X106400X 400 grit CRL4X106CORK cork	CRL Wet Abrasive Belts for Upright Belt Sanders <ul style="list-style-type: none">• Fast-grinding 100% polyester backed belts so you can use them wet or dry• 100 mm x 2,690 mm• All upright sander belts come with five belts per box (CRL4X106CORK - 2 per box)
		CRL Glass Grinding Belts for Portable Sanders <ul style="list-style-type: none">• Designed for use with the CRL LD1218EU sander• Silicon carbide abrasive• 10 per box
	EU9031M	CRL Makita® 240 Volt 29 mm x 533 mm Sander <ul style="list-style-type: none">• Extremely popular portable sander for sanding notches and cut-outs• Uses 29 mm x 533 mm belts• Side handle for easy manoeuvrability• Compact and light
		CRL 3 m Diamond Abrasive Belts for Belt Sanders <ul style="list-style-type: none">• High quality• 29 mm x 533 mm• Sold separately CRL Glass Grinding Belts for Portable Sanders <ul style="list-style-type: none">• Fast grinding 100% polyester backed belts for notches and cut-outs• 29 mm x 533 mm• 10 per box

	CAT. NO.	DESCRIPTION
	15635	CRL Makita® 240 Volt 76 mm x 457 mm Sander with Dust Bag <ul style="list-style-type: none"> • Light enough to be easily manoeuvred, and still sturdy enough for production or job site use • Uses 76 mm x 457 mm belts • Electronic speed control • Adjustable tracking mechanism to ensure proper belt tension • Externally accessible motor brushes for easy maintenance
		CRL Glass Grinding Belts for Portable Sanders <ul style="list-style-type: none"> • Tough, fast grinding, 100% polyester backed belts are long lasting • 76 mm x 457 mm • 10 per box <p> CRL3X1860X 60 grit CRL3X1880X 80 grit CRL3X18120X 120 grit CRL3X18220X 220 grit CRL3X18400X 400 grit CRL3X18CORK grit </p>
	EU9903	CRL Makita® 240 Volt 76 mm x 533 mm Sander with Dust Bag <ul style="list-style-type: none"> • Double insulated • Sands cleanly with dust collector • Uses 16 mm x 533 mm belts • Lever control for belt replacement • Fast and even belt tracking, efficient dust collector, lock-on switch, extra long power cord and flush-to-wall standard design
		CRL Glass Grinding Belts for Portable Sanders <ul style="list-style-type: none"> • 100% polyester backed belts are long lasting • 76 mm x 533 mm • Tough, fast grinding • 10 per box <p> CRL3X2160X 60 grit CRL3X2180X 80 grit CRL3X21120X 120 grit CRL3X21180X 180 grit CRL3X21220X 220 grit CRL3X21400X 400 grit CRL3X21CORK cork </p>

Portable Drilling Machines ▼



	CAT. NO.	DESCRIPTION
	1524	CRL 220 Volt AC Two-Speed Drill Machine <ul style="list-style-type: none">• Powerful two-speed 220 Volt AC motor• Precise depth control feature• Built-in coolant chuck• For 3 mm to 102 mm Belgian thread diamond drills• Twin vertical guide posts• Uses 1006 range drills

Scratch Polishing Machine ▼

	CAT. NO.	DESCRIPTION
	1520 230 volts	CRL Heavy-Duty Scratch Polisher <ul style="list-style-type: none">• Polishes all types of glass, from windshields to watch crystals• Use it hand-held or bench mounted for added stability• Powered by a heavy-duty, double-insulated motor• Sure grip handles on each end of the tool assembly provide control• Includes felt wheel (1322) and 1 kg of Cerium Oxide (1222A)
	1520A 110 volts	
	1322	Felt Wheel for the CRL Scratch Polishing Machine <ul style="list-style-type: none">• 150 mm diameter• 70 mm bore• 40 mm thick• Suitable for use with 1520/1520A

	CAT. NO.	DESCRIPTION
	C0301 454 g	CRL Cerium Oxide
	C0310 4.5 kg	<ul style="list-style-type: none"> • Premium cerium oxide for fast stock removal • Exceptional suspension qualities • Ideal for recirculating slurry systems
	C0453 20 kg	<ul style="list-style-type: none"> • Easily cleaned from glass and equipment • Contains no zinc • Pink colour
	1222 20 kg	CRL Cerium Oxide Polishing Powder
		<ul style="list-style-type: none"> • Formula ensures a bright finish to all polished surfaces • Excellent suspension characteristics and non-stick properties • Ideal for cleaning glass prior to silvering / coating • Pink/buff colour

Diamond Cut Out Saw ▼

	CAT. NO.	DESCRIPTION
	15605	Makita® CC300DWE Cordless Diamond Saw 10.8 Volts
		<ul style="list-style-type: none"> • Recommended replacement blade: NS3B • Sold complete with battery, diamond saw blade and water feed bottle
	NS3B	CRL Metal Bond Diamond Glass Cutting Blade
		<ul style="list-style-type: none"> • Produces a clean, chip-free cut in glass and mirror • Perfect choice for cutting notches and straight lines • Suitable for use with 605 diamond saw • 85 mm diameter blade

CAT. NO.		DESCRIPTION	
	ADB153060 GREEN grade M60 for grinding	CRL Abrasive Diamond Band <ul style="list-style-type: none">• 15 mm diameter• 30 mm height	
	ADB1530120 BLACK grade M120 for grinding		
	ADB1530200 RED grade M200 for grinding		
	ADB1530400 YELLOW grade M400 for grinding		
	ADB1530800 WHITE grade M800 for grinding		
	ADB15301800 BLUE grade R1800 for polishing		
	ADB153012000 ORANGE grade R12000 for polishing		
	ADB1530M	CRL Expanding Rubber Mandral <ul style="list-style-type: none">• For use with 15 mm x 30 mm CRL Abrasive Diamond Bands• 6 mm diameter fitting	
	ADB453060 GREEN grade M60 for grinding	CRL Abrasive Diamond Band <ul style="list-style-type: none">• 45 mm diameter• Height 30 mm	
	ADB4530120 BLACK grade M12 for grinding		
	ADB4530200 RED grade M200 for grinding		
	ADB4530400 YELLOW grade M400 for grinding		
	ADB4530800 WHITE grade M800 for grinding		
	ADB45301800 BLUE grade R1800 for polishing		
	ADB453012000 ORANGE grade R12000 for polishing		
	ADB4530M	CRL Expanding Rubber Mandral <ul style="list-style-type: none">• For use with 45 mm X 30 mm CRL Abrasive Diamond Bands• 6 mm diameter fitting	
<div>CRL RECOMMENDS USING CAT. NO. EUDTC801L COOLANT</div>			

Online Ordering



The easiest way to shop at CR Laurence

At crlaurence.co.uk you have 24/7 access to thousands of quality products all just a few clicks away.

With instant access to pricing, stock availability and account information, ordering from CR Laurence has never been easier.

Our home page is regularly updated with the latest offers and newest products so you have the most up to date information at your fingertips.

It's easy to sign up for access to crlaurence.co.uk but if you do need any assistance please call CRL Customer Services on 00 800 04216144.



Search our product database



Check pricing



Check stock availability



Order 24/7 at crlaurence.co.uk

CRL Posiglaze Surface Mount Base Shoe

For interior and exterior applications

Posiglaze - Frameless Glass Balustrade System

- Fast Installation
- Fully adjustable after installation
- Lightweight and extremely strong
- Excellently engineered
- For Glass Thicknesses of 12 mm, 15 mm and 19 mm toughened monolithic glass.
- For Glass Thicknesses of 13.52 mm, 17.52 mm and 21.52 mm toughened laminated glass.

For more information visit crlaurence.co.uk
or call **00 800 0421 6144**



Tested to
BS6180:2011

CRL Spig-Lite Pro

For interior and exterior applications

Spiglite Pro - Modern Glass Balustrade solution

- Only two spigots and fixings required per meter
- Fast Installation
- No need to drill the glass
- Free drainage between the spigots
- For Glass Thicknesses of 12 mm and 15 mm toughened monolithic glass.
- For Glass Thicknesses of 17.52 mm and 21.52 mm toughened laminated glass.

For more information visit crlaurence.co.uk
or call 00 800 0421 6144



Tested to
BS6180:2011

A photograph of a modern multi-story building with glass balconies and large windows. A large blue semi-transparent graphic is overlaid on the left side of the image, containing the text.

TAPER-LOC®

Install glass with ease

Conforming to Building Standards Across Europe

At CRL, we are committed to the testing and development of all of our products.

All CRL TAPER-LOC® Systems are independently tested to meet British, German and US Standards. We have solutions up to and including 3kN load tests.

**SIMPLE.
 FAST.
 SAFE.**

THE ULTIMATE ARCHITECTURAL BALUSTRADE SYSTEM FOR THE PROFESSIONAL INSTALLER

Frameless Glass Balustrade System

- Dry-glazed installation – TAPER-LOC[®] facilitates the fastest possible way to install glass balustrades and is clean for the installer and the finished product
- Saves Time & Money while maximising safe working conditions – The horizontal TAPER-LOC[®] design allows the system to be adjusted, dismantled and re-set completely from the 'safe side' of the balustrade (including both 'fast-seal gaskets'), avoiding scaffolding cost and time (particularly useful in retrospective fit and when changing a glass panel)
- Designed and tested for use with 17.52, 21.52 and 25.52 mm toughened laminated glass and 12, 15 and 19 mm toughened monolithic glass
- Surface (D) and fascia (F) drilled base shoe available
- Enables the strongest and safest barriers, giving the installer and the final user peace of mind



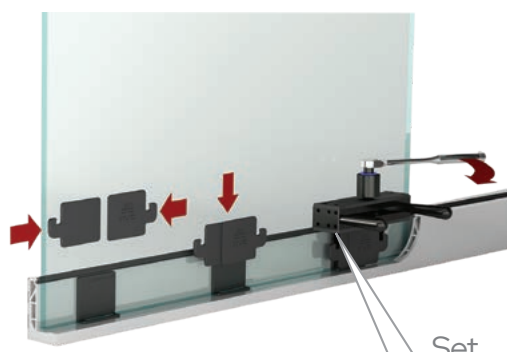
Taper-Loc base shoe allows balustrades to be installed flush with the slab edge

Step 1



TAPER-LOC[®] Tapers
 insert into the Base Shoe

Step 2



The TAPER-LOC[®] Installation Tool (TLK12) compresses the Tapers together with a predetermined torque setting. The glass is locked in to place every single time.

Step 3



CRL Juliette Balcony System



Safe and Secure Balcony System with Rails

Features

- Tested to a width of 2,400 mm – certificate available
- Tested to BS6180
- 316 Grade Stainless Steel
- Single pane of glass must be used
- For 12 mm or 13.52 mm glass

**Get your FREE flyer today - Download it
at crlaurence.co.uk or call 00 800 0421 6144**



CRL Paris Balcony System



Safe and Secure Frameless Balcony System

Features

- Height 1,200 mm
- Fixes to brickwork, concrete and steel
- Tempered laminated glass
- Tested to BS6180:2011
- Substrate fixings not included
- Profiles can be cut to size on site

**Get your FREE flyer today - Download it
at crlaurence.co.uk or call 00 800 0421 6144**

Cat. No	Glass Thickness	Colour	Max Span
PARIS1GR	13.52 & 17.52 mm	Grey RAL 7016	13.52 mm = 1,620 mm, 17.52 mm = 2,150 mm
PARIS1W	13.52 & 17.52 mm	White RAL 9016	13.52 mm = 1,620 mm, 17.52 mm = 2,150 mm
PARIS2GR	21.52 mm	Grey RAL 7016	2,600 mm
PARIS2W	21.52 mm	White RAL 9016	2,600 mm

Cat. No	Glass Thickness	Colour	Max Span
PARIS3GR	13.52 & 17.52 mm	Grey RAL 7016	13.52 mm = 1,620 mm, 17.52 mm = 2,150 mm
PARIS3W	13.52 & 17.52 mm	White RAL 9016	13.52 mm = 1,620 mm, 17.52 mm = 2,150 mm
PARIS4GR	21.52 mm	Grey RAL 7016	2,600 mm
PARIS4W	21.52 mm	White RAL 9016	2,600 mm



CRL Langle Partition Wall System

CRL Langle Office Partition Systems offer a creative and effective solution for modern interior designs. The dry-glazed system is easy to install and provides a maximum transparency thanks to its thin profiles for ceilings, floors, walls and door frames.

Uses

- Office glazings and glass partition walls
- Interior glazings for private homes
- Practices and chambers
- Hotels and spas
- Smoking areas

Get your FREE catalogue today - Download it at crlaurence.co.uk or call 00 800 0421 6144

Advantages

- No wet sealing necessary
- Door hinge fully height-adjustable, no drilling and milling necessary
- Can be executed as single or double glazing
- High sound reduction possible
- Matching frame profile for glass to glass and glass to wall
- Suitable for many common hinge and lock types
- Glass door thickness 10 to 12 mm
- Wood door thickness 40 mm
- Fixed side panel thickness 20 to 28 mm IG unit
- Available in a satin anodised, brushed nickel and matte black finish



CRL Brooklyn

A matte black frame system for sliding doors

CRL Brooklyn is an innovative, style-led sliding door frame system designed for both residential and commercial use.

Allowing practical room partitioning, while still retaining a sense of space, Brooklyn is set to be one of the most popular systems available.

Get your FREE flyer today - Download it at crlaurence.co.uk or call 00 800 0421 6144

Features

- For dropped ceiling and ceiling fixed applications when fixed and sliding panels are required to be framed
- Vertical adjustment +/- 3 mm
- Enhanced double "Soft-Close" system
- Frameless systems also available in Brushed Nickel and Satin Anodised finishes
- Option to install Bi-parting doors by purchasing extra set of clamps
- Glass thickness: 10 mm
- Max. door weight: 70 kg
- Min. panel width: 675 mm
- Track length; 2,000 mm and 3,000 mm - Custom track lengths available to order
- Certification: EN1527/EN1670
- Tested to 100,000 cycles

Frameless Shower Door Hardware



CRL is the world's largest supplier of Frameless Shower Hardware and Accessories. From minimalist hardware to complete sliding Shower Door kits, CRL offers the full package of quality hardware and accessories that will fit your space.

- Hinges
- Sliding Shower Door Kits
- U-Channels
- Glass Door Clamps
- Pull Handles & Knobs
- Support Bars & Headers
- Glass Door Locks
- Towel Bars
- Shower Door Seals

Get your FREE catalogue today - Download it at crlaurence.co.uk or call 00 800 0421 6144



Some of the products featured in the catalogue


Geneva Hinge Series



Vienna Hinge Series



Pull Handles & Knobs




Support Bars



Heavy-Duty Glass Clamps



Shower Door Seals



Hydroslide Shower Door Kit



Serenity Series Sliding Door System



Get your FREE catalogue today - Download it at crlaurence.co.uk or call 00 800 0421 6144

Structural Glass Fixing Systems

The CRL Glass Awning Support System will give any entrance an uncomplicated, graceful look, enhancing the design of any building.

With the use of toughened laminated glass you can add a range of glass colours, textures, and special effects not available with typical monolithic glass. This complements and enhances the design of any building.

- High grade 316 stainless steel for durability in even the harshest of environments
- Complete hardware system for 13.52 mm toughened laminated glass awnings
- Provides protection from the weather without obstructing the view
- Adjustable slope for most weather conditions
- All high grade 316 alloy stainless steel components for panel sizes up to 1219 mm wide and 1829 mm long with two rods and mounting kits
- Easy Installation

Get your FREE catalogue today - Download it at crlaurence.co.uk or call 00 800 0421 6144



Oil Dynamic Hinges For Glass Doors

Introducing CRL's range of oil dynamic hinges for self-closing glass doors. The innovative hinges have adjustable closing speed and offer a great alternative to floor closers and patch fittings.

Get your FREE catalogue today - Download it at crlaurence.co.uk or call 00 800 0421 6144



Glass Fittings from dormakaba



dormakaba all-glass systems now available from CRL

CRL has expanded its range of door hardware and is the new UK distribution partner for dormakaba.

- Manual sliding door systems
- Manual swing door systems
- Fittings for all-glass systems
- Clamp profiles
- Door rail system
- Floor spring

**Get your FREE catalogue today - Download it at
crlaurence.co.uk or call 00 800 0421 6144**



Index ▼

Glass Handling

06-18

Corner Protectors

Coloured Armoured Corner Protectors	17
Corner Protectors	17

Glass Dollies

All Terrain Glass Dollies	12
Camber Glass Dollies	11
Four Wheel Glass Dolly	12
Glasstrax Glass Dolly	11
Heavy-Duty Steel Frame Glass Dolly	13
Plate Glass Dolly	12
Roller Blocks	12
Self-Locking Dolly	11

Protection Film

Clear Protective Bumpads	17
Polyester Safety Laminating Film	17
Surface Protection Film	17

Transport Pads

Foam Edge Protection	16
Transport Pads	16

Vacuum Lifters

Aluminium Vacuum Lifters	08-09
Auto Vacuum Cup	10
Carrymate Door Lifter	13
Carrymate Non-Slip Grips	13
Curved Glass Vacuum Lifter	07
Heavy-Duty Double Vacuum Cup	09
Knuckle Saver Lifter	10
Leather Lifting Sling Lifts	10
Lifting Grab	12
Little Grabber Lifter	09
Octopus Vacuum Lifter	08
Plastic Swivel Vacuum Lifter	09
Plastic Vacuum Lifters	09
Single Grip Glass Grippers	13
Sure Grip Vacuum Lifter	07
Tragboy Lifting Tong	10
TY Webbing	10
Winbag Inflatable Wedging Tool	13

Wood's Lifting Frame Replacement Vacuum Pad	15
Wood's Powr-Grip Vacuum Lifter	07-08
Wood's Powr-Grip Vacuum Lifting Frames	14-15
Wood's Powr-Grip Vertical Handle Vacuum Cup	10

Silicones, Sealants & Tools

19-30

Caulking Guns

Sausage and Cartridge Caulking Gun	24
Skeleton Caulking Gun "Kennet"	23
Standard Smooth Rod Caulking Gun	23
Strap Frame Caulking Guns	23-24

Setting Blocks & Shims

Glazing Blocks	26
Setting Blocks	27-28
Shims	28

Silicones & Sealants

Crystal Clear Silicone	21
Dow Corning 995 Silicone Structural Adhesive	21
Kwixset Expanding Cement	21 & 30
Neutral Cure Construction Silicone	20
Neutral Cure Low Modulus Silicone	20
Shower Sealant	20
Water Clear Silicone	21
White Premium Grade Acrylic Latex Caulk	21

Silicone & Sealant Tools

Backer Rod Roller	25
Closed cell Backer Rod	25
Double Sided Foam Glazing Tape	25
E.Z.D Glazer De-Glazing Tool	24
E.Z.D Glazer Tool Replacement Hand Guard	24
Face Cap Remover	24
Nozzle Caps	22
Nozzle Cutter	22
Plastic Stick Tool	22
Screw-On Replacement Blade	24
Sealant Finishing Tool	22
Stick Handle with Chisel End Stick Tool	22
Sticker-Tite Self Sealing Closed Cell Sponge Rubber	25
Window De-Glazing Tool	24

Tapes

Architectural Tape	29
Carton Sealing Tape	29
Double Sided Foam Glazing Tape	25
Glazing Tape	29
Multi-Purpose Masking Tape	29
Single Sided Foam Glazing Tape	29

Mirror Products, Mastics & Adhesives 31-40

Adhesives

Evergrip Adhesive	32
Evergrip Ultra Complete Adhesive	32

Mirror Adhesives & Mastics

Gunther Mirror Edge Sealant	33
Gunther Mirror Mastic	33
Polymer Mirror Fix	33

Mirror Fixings

Aluminium Flat Bar	38
Aluminium J-Bar	37
Aluminium L-Bar	38
Angle Extrusion	37-38
Divider Bar	38
H-Bar	38
Mirror Edge Moulding	37

Mirror Mounting

Aluminium Tape	35
Chrome Plated Dome Heads	40
Convex Mirror	40
Foam Mounting Tape	39
Heated Mirror Pads	36
Hi-Bond Adhesive Tape	39
Mirror Backing	35
Mirror Clips	39-40
Mirror Mounting Sets	34-35
Mount Bracket	40
Super Tip Drill Bit	40
Vinyl Protective Sleeve for Screws	40

Cleaning & Surface Protection 41-48

Cleaning & Surface Protection

6K Clean and Protect	45-46
Easi-Clean Clean and Protect for Sandblasted Glass	47
Glass & Mirror Cleaner	42-43
Monster Roll	44
Papertowels	44
Plastic Spray Dispenser Bottle	43
Squeegees	48
Steel Wool	44
Surface Protector	47
Water Stain Remover	43
Wipes	44

Glazing Accessories 49-63

Glazing Accessories

8-in-1 Painter's Tool	50
Block Lever	57
Chisels	51
Cutting Knives	52
Face Cap Remover	57
Glass Cutter and Pencil Pouch	58
Glazing Shovel	57
Hacking Knives	51
Kwixset Expanding Cement	58
Lightweight Glazier's Hammer	57
Plate Glass Lifting tool	57
Push Points and Drivers	55-56
Putty Knives	50-51
Razor Blades and Accessories	54-55
Red Devil Knives	50-51
Replacement Cutting Knife Blades	53
Rubber Mallet	58
Scrape 'N' Pry Bar	58
Vinyl Roller Tool	58
Window Ventilators	60-63

Glass Measuring & Detecting

64-68

Glass Measuring and Detecting

Corex Templating Sheets	65
Electronic Glass Detectors	66-68
Electronic Level and Angle Locator	65
Fleximeter	65
Glass Caliper	65
Glass Gauge	65
Tape Measures	64

Glass Hardware

69-110

Glass Hardware

Acorn Cap Nut	99
Cabinet Hardware	73-81
Chemical Anchor System	101
Clamp Bolts	87
Clamps for Postkits	92-93
Glass Clamps	82-87
Glass Standoffs	94-99
Hanger Bolt Driver	101
Hanger Bolts	100
Hex Nut	99
Hinges	75-76
Locks	77, 79 & 81
Partition Strips	109-110
Post Railing System	89-90
Replacement Washers	99
Rubber Gaskets	88
Screw Cover Caps	88
Shelf Hardware	70-72
Shower Door Hinge	76
Shower Door Knob	77
Spanner Wrench for Round Standoff Cap Assembly	101
U-Channels	102-108

Protective Screens

111-122

Protective Screens

Aluminium Partition Posts	113-115
Clamping Profile	119
Corner Connectors	117
Desktop Design System	116
Glass Clamps	116-118
Moveable Desktop Screen Clamp	116
Portable Partition Screen Fitting	112
Posiglaze System	121
Speak Thrus	120
Spig-Lite System	122
U-Channels	118-119

Safety - Personal Protection Equipment

123-130

Protection Equipment

Aprons	126
Face Mask	128
Foam Ear Plugs	128
Glass Hand Pad	127
Gloves	125-126
Hand Sanitiser Gel	129
Handling Lap	127
Knee Pads	128
Marigold Sleeves	124
Protection Shirt/Jacket	127
Safety Glasses/Goggles	127
Safety Helmet	128
Surface Sanitiser Spray	129
Wrist Guard	124
Wrist Protector	124

Glass Cutting

131-147

Glass Cutting

6 Wheel Replacement Cutter Turret	136
Bench Felt	145
Carbide Wheel "PUSH FIT" Unit with Lugs	138
Carbide Wheel "PUSH FIT" Unit without Lugs	138
Cutter Oiling Stand	137
Cutting Oils	140
Cutting Wheels Axles	139
Edge Deletion Wheels for Automatic Cutting Tables	141
Fletcher-Terry Carbide Cutting Wheels for Automatic Tables	139
Flotex Table Top Cover	145
Glass Chip Brush	137
Glass Cutters	132-136
Glass Slicker	137
L-Squares	142-143
Phenolic Straight Edge	144
Pliers	145-146
Precision Circle Cutter	136
Production Speed Cutter	136
Replacement Jaws for Pliers	146
Square Braced	143-144
Suction Lathe	144
T-Squares	141-142
Wheel Inserts	138
Wood's Stowaway Tilt Table	147

Glass Marking

148

Glass Marking

Blast Pack Safety Marking Kit	148
Chinagraph Pencils	148
Stabilo Glass Markers	148
Yellow Marking Pencils	148

Glass Processing

149-182

Glass Processing

Abrasive Belts	175-177
Abrasive Diamond Bands	182
Anti-Foam Emulsion	173
Baume Gauge Kit	164
Biozid	173
Cerium Oxide	164 & 181
CNC Tooling for Intermac, Denver, Bavelloni, Bimatech, Technometal	152-155
Complete Polishing Head Assembly	164
Continental Fit Diamond Countersinks	170
Continental Fitting Sintered Drills	166-167
Countersink for Forvet Machine	169
Cup Polish Wheels for Bavelloni Straight Line Edgers	160
Cup Polish Wheels for Latuada Straight Line Edgers	160
Cup Wheels for Bavelloni Beveling Machines	161
Cup Wheels for Bottero Beveling Machines	163
Cup Wheels for Bottero Straight Line Edgers	157
Cup Wheels for Bovone Beveling Machines	162
Cup Wheels for Bovone Straight Line Edgers	156
Cup Wheels for Metral Straight Line Edgers	155
Cup Wheels for Schiatti Straight Line Edgers	158-159
Diamond Abrasive Belts	178
Diamond Blades for Putsch Meniconi Saw	165

Diamond Coated Hand Files	174
Diamond Hand Pads	174
Dressing Blocks and Sticks	171-172
Drilling/Grinding Accessories	171
Expanding Rubber Mandral	182
Felt Wheel for CRL Scratch Polishing Machine	180
Flocculent	173
Glass Grinding Belts for Portable Sanders	178-179
Habit Fit Diamond Countersinks	170
Habit Fitting Combined Drill and Countersink	169
Habit Fitting Diamond Drills	167-168
Hand Glass Seamer	174
Makita Cordless Diamond Saw	181
Makita Sanders	178-179
Metal Bond Diamond Glass Cutting Blade	181
Parallel Shank Diamond Countersinks	170
Parallel Shank for Electroplated Drills	165
Peripheral Wheels for Schiatti Machines	151
Peripheral Wheels for Smalls SLE's and Upright Edgers	150-151
pH Dipsticks	174
Polishing Bob	164
Portable Drilling Machine	180
Scratch Polishing Machine	180
Slurry Bags	173
Spearpoint Drill Bits	165
Tank Cleaner	173
Trizact Polishing Discs	174
Variable Diamond Drills	169
Vitolube Coolants	172
Washing Machine Cleaner	173
Wet Abrasive Belts for Upright Belt Sanders	178
Wheels for Intermac Brilliant Cutting Machines	163



Service & Shipping Information

CRL Service Information

The CRL offices and warehouse are open from Monday to Friday, 8am – 5pm.

Call our International Freephone number **00 800 0421 6144** and ask to speak to 'Sales Operations' or 'Tech Sales'. Tech Sales is a dedicated team to advise you on technical issues and drawings relating to CRL glass hardware installations.

Visit **www.crlaurence.co.uk** 24/7 to place orders, request a quote, check stock availability and manage your company account.

Enter any product code in the search box and view a picture and all technical information relating to that product including MSDS information and installation guidelines.

Freephone 00 800 0421 6144 / Freefax 00 800 0262 3299 / Email: CRL@crlaurence.co.uk

Shipping Information

Regular orders are shipped each day from the CRL warehouse via UPS, Tuffnells or special delivery services. While orders are generally received the next day the shipping service is actually a 2 – 3 day service. If a particular delivery date, time or address is required please inform a CRL Sales Adviser to make arrangements, special timed deliveries will incur an additional charge.

Special orders requiring specific delivery arrangements will be charged at cost (oversized or long products are classed as special orders).

Returns

All returns must be agreed in advance and it is the responsibility of the customer to return any products in good condition. Standard products (non-custom) returned within 30 days of purchase are eligible for a full credit; a restocking charge will apply to any products returned beyond 30 days.

Custom orders will generally require payment in advance and are non-returnable.

Please visit **crlaurence.co.uk** for details of our full terms and conditions

C. R. Laurence of Europe

Call FREE on 00 800 0421 6144

Manchester

Charles Babbage Avenue
Kingsway Business Park,
Rochdale, OL16 4NW, England
Tel: +44 (0) 1706 863 600
Fax: +44 (0) 1706 869 860
crlaurence.co.uk

Stuttgart

Boschstrasse 7
D-74360 Ilsfeld
Germany
Tel: +49 (0) 7062 915 93 15
Fax: +49 (0) 7062 915 93 16
crl.eu

USE SEPERATE
COVER FILE