

SUN CONTROL SYSTEM 10 7113

CAT. NO. SW107113

SUNSHADES

GLASS AWNINGS AND CANOPIES

INTERIOR LIGHT SHADES

EXTERIOR
SUN CONTROL DEVICES

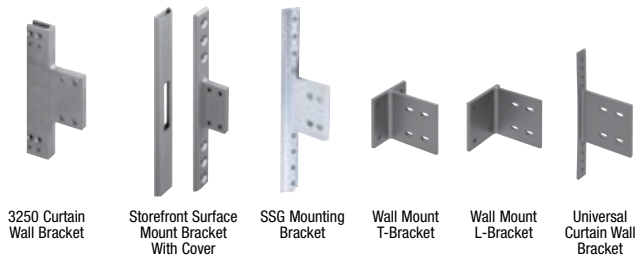
CRL
A CRH COMPANY



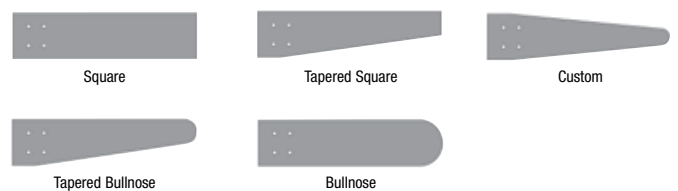
CRL CUSTOM SUNSHADE COMPONENT PARTS - BUILD YOUR OWN SYSTEMS

CRL Sunshade Systems can complement the design of any building. Each system is built to your specifications in our state-of-the-art Los Angeles fabrication facility. CRL engineers will work with you to create an elegant and functional Sunshade System. For additional information, contact CRL Architectural and Metals Technical Sales at **(800) 421-6144** in the U.S., **(877) 421-6144** from Canada, or **(323) 588-1281** International. Ask for Ext. **17730**. You can also email us at railings@crlaurence.com.


STEP 1: MOUNTING BRACKET OPTIONS




STEP 2: OUTRIGGER OPTIONS



STEP 3: FASCIA OPTIONS



STEP 4: BLADE OPTIONS



STEP 5: COLOR OPTIONS



CRL also offers over 250 RAL or NEWLAR® Color Powder Paints, as well as KYNAR® Custom Paints that can be applied to Sunshades. Please contact Architectural Metals Technical Sales for additional information.

CRL CUSTOM FABRICATED SUNSHADES

- Available in Standard or Custom Designs
- Structurally Designed to Meet Required Load Values
- Powder Paint or KYNAR® Finishes Available
- Rapid Customization for Short Lead Times



CRL GLASS AWNINGS/CANOPIES

- Complete Hardware System
- Provides Protection from the Elements
- Adjustable Slope for Most Weather Conditions
- High Grade 304 and 316 Alloy Stainless Steel Components
- Easy Installation



For additional information, contact CRL Architectural Metals Technical Sales at (800) 421-6144 in the U.S., (877) 421-6144 from Canada, or (323) 588-1281 International. Ask for Ext. 17730. You can also email us at railings@crlaurence.com.


CRL INTERIOR LIGHT SHELVES

- Three Standard Profiles
- Silver Metallic Powder Paint Finish
- Efficient Light Transmission
- Practical Design for Ease of Installation
- Custom Sizes and Finishes also Available

The CRL7100 Series Interior Light Shelf bounces incident sunlight deep into a building's interior, evenly distributing natural light towards the ceiling. The result: Efficient light transmission providing superior amounts of actual and perceived natural daylight. This system reduces the need for artificial lighting, helping earn points to meet your LEED® requirements. Available in Round, Square, and Cove Fascia designs.



ROUND FASCIA SYSTEM



SQUARE FASCIA SYSTEM



COVE FASCIA SYSTEM



MORE PRODUCTS BY CRL

CRL COLUMN COVERS

- Expertly Manufactured to Your Specifications
- High Quality Craftsmanship
- Available in Stainless Steel, Aluminum, Bronze, Brass, Aluminum Composite, and Metal Composite




CRL CLADDING SYSTEMS

- Wall Panel Cladding Systems
- Ceiling Panel Systems
- Canopy Panels
- Expertly Manufactured to Your Specifications



CRL SPIDER FITTINGS

- Spider Fittings for Fin or Post Supported Applications
- 316 Alloy Stainless Steel in Brushed or Polished Stainless Finishes
- For Use With 3/8", 1/2", & 13/16" (10, 12, & 20 mm) Tempered Glass



C.R. LAURENCE CO., INC.
2503 E. Vernon Ave., Los Angeles, CA 90058-1826
(800) 421-6144 ext. 17730 | railings@crlaurence.com
crlaurence.com | crl-arch.com | usalum.com