



# CRL GLASS AWNING SYSTEMS

The CRL Glass Awning Support System will give any entrance an uncomplicated, graceful look, enhancing the design of any building.

**CRL**®



With the use of toughened laminated glass you can add a range of glass colours, textures, and special effects not available with typical monolithic glass. This complements and enhances the design of any building.

For more information call FREE on  
**00 800 0421 6144**

# CRL®



All products  
have been salt  
spray tested



# Contents

---

Installation	4
Mounting Kit	5
Glass Awning Support System	6
Awning Kit for 1300mm Projection	7
Awning Kit for 1600/2000mm Projection Glass Canopy	8
Glass Awning Wall Mounted Brackets	9-10
Awning Brackets for 785mm Projection Glass Canopy	11
Awning single components	12

For more information call FREE on  
**00 800 0421 6144**  
f: 00 800 0262 3299



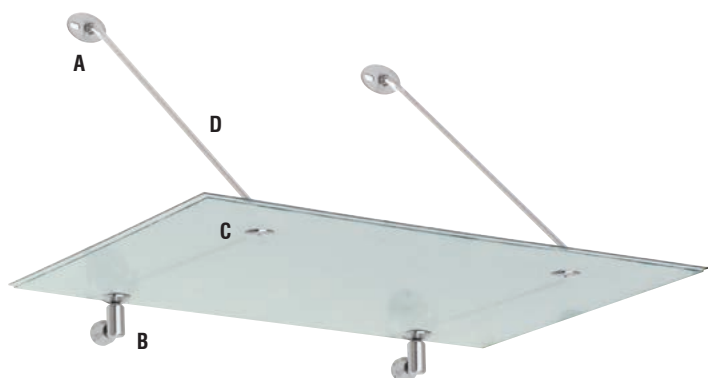
# CRL Installation



- High grade 316 stainless steel for durability in even the harshest of environments.
- Complete hardware system for 13.52mm toughened laminated glass awnings
- Provides protection from the weather without obstructing the view
- Adjustable slope for most weather conditions
- All high grade 316 alloy stainless steel components for panel sizes up to 1219mm wide and 1829mm long with two rods and mounting kits
- Easy Installation

The use of eye and fork connections makes the installation of our Awning System quick and easy. The Connecting Rods are designed to make field adjustments on varying job conditions a snap. All components are 316 alloy stainless steel for durability in even the harshest of environments.

## System Components



## Specifications

**Material:** All 316 alloy stainless steel construction.

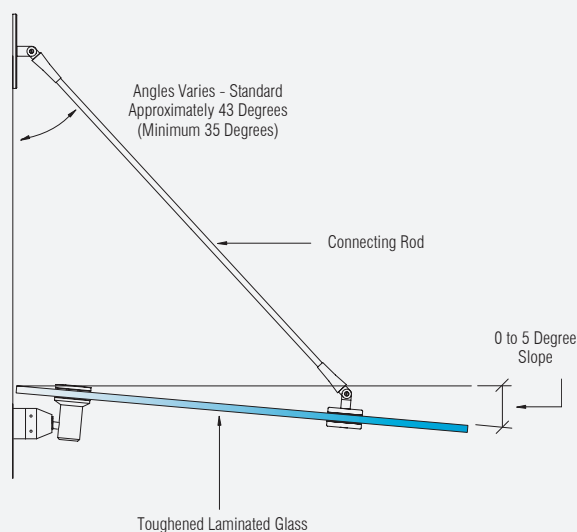
**Typical Panel:** 13.52mm thick toughened laminated glass comprised of 6mm toughened glass, 1.52mm interlayer, and 6mm toughened glass.

**Glass Fabrication Required:**

Two 16mm and two 27mm diameter holes per panel.

**Ordering Tip:** Though sold individually, two Connecting Rods and two Mounting Kits are required for each panel.

See [crlaurence.co.uk](http://crlaurence.co.uk) for glass fabrication details



Stainless Steel Mounts (A and B) and Pivots (C) are contained in the GAS190BS Mounting Kit. Order Connecting Rods (D) to suit panel width and application conditions. These are contained in GAS137BS, GAS145BS and GAS154BS.

NOTE: Glass panel not included.

# CRL Mounting Kit

Oval top mounting bracket and pivot for edge of glass furthest from building are connected by one of three available rod lengths.


Bottom Mount and Pivot are connected to each other to support edge of glass nearest the building.

Grade 316 Stainless steel



CODE	DESCRIPTION
GAS190BS	<b>CRL brushed stainless mounting kit</b> <ul style="list-style-type: none"><li>• High grade 316 stainless steel for durability in even the harshest of environments.</li><li>• Complete hardware system for 13.52mm toughened laminated glass awnings</li><li>• Provides protection from the weather without obstructing the view</li><li>• Adjustable slope for most weather conditions</li><li>• All high grade 316 alloy stainless steel components for panel sizes up to 1219mm wide and 1829mm long with two rods and mounting kits</li><li>• Easy installation allows an economical and elegant solution for both commercial and residential applications</li></ul>

## Connecting Rods




CODE	DESCRIPTION
GAS137BS	CRL brushed stainless 940mm glass awning system connecting rod for 914mm wide panels
GAS145BS	CRL brushed stainless 1143mm glass awning system connecting rod for 1067mm wide panels
GAS154BS	CRL brushed stainless 1372mm glass awning system connecting rod for 1219mm wide panels

## CRL Double Plate Glass Awning Pivot

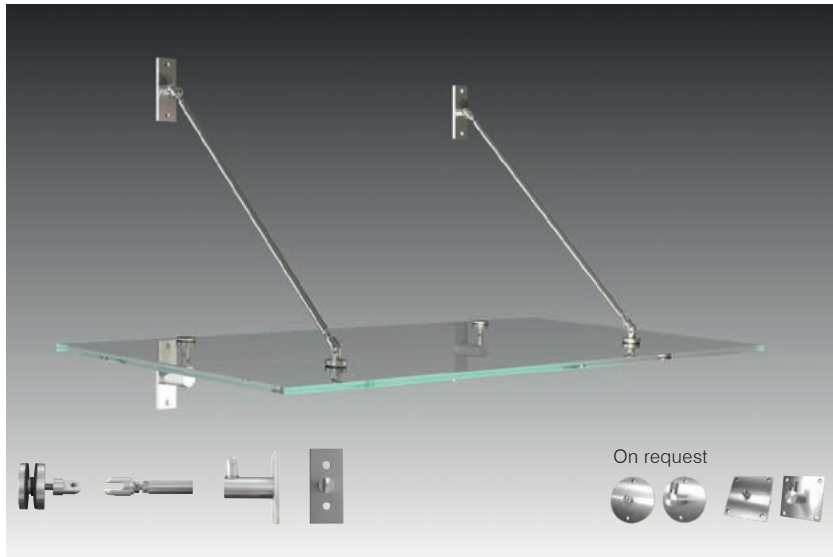
- Fabricated from 316 alloy stainless steel
- Available in brushed or polished stainless

This CRL Double Plate Glass Awning Pivot is for use with our Glass Awning System Support Rods. The Pivot allows for two awning panels to be attached in-line using only one Tension Rod at the connection point instead of two.



CODE	DESCRIPTION
GAS122BS	<b>CRL brushed stainless double plate glass awning pivot</b> <ul style="list-style-type: none"><li>• Complete hardware system for 13.52mm toughened laminated glass awnings</li><li>• Provides protection from the weather without obstructing the view</li><li>• Adjustable slope for most weather conditions</li><li>• All high grade 316 alloy stainless steel components for panel sizes up to 1219mm wide and 1829mm long with two rods and mounting kits</li><li>• Easy installation allows an economical and elegant solution for both commercial and residential applications</li></ul>

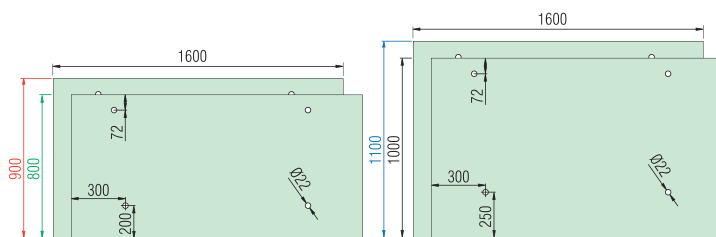
# CRL Glass Awning Support System



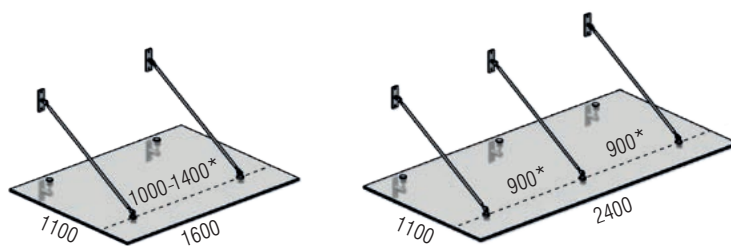
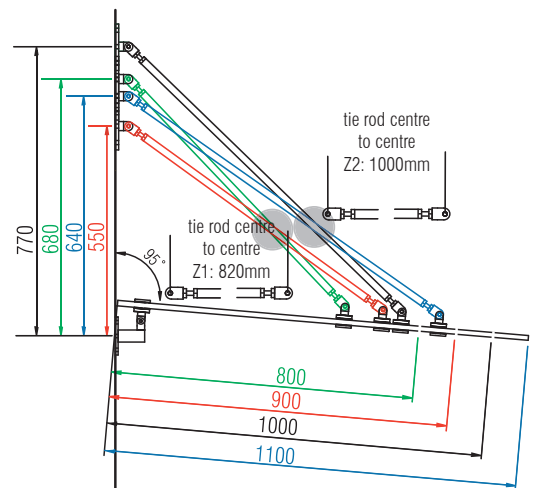
- AbZ Certified
- Sold as set
- AISI 304 Grade Stainless Steel
- Brushed Stainless Steel finish
- Corrosion protection class 2, DIN EN 10088
- Glass thickness range 17.52mm to 21.52mm
- Material Grade 316 Stainless Steel available on request

Set consisting of:

- 4 point fittings Ø 45mm with mounting link
- 2 upper fastening plates
- 2 lower fastening plates
- 2 tie rods with yoke
- without glass



Glass: laminated safety glass consisting of heat strengthened glass with quadruple foil 8/1.52/8mm or 10/1.52/10mm



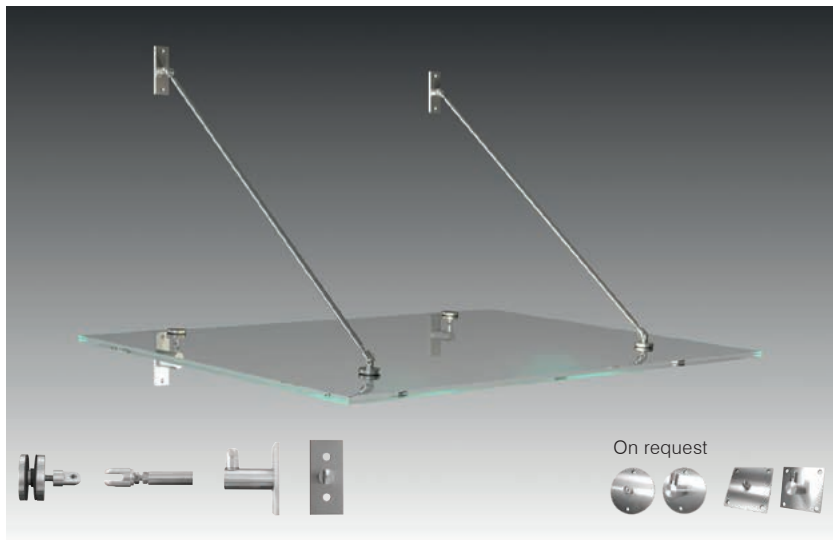
\* max. tie rod distance

Tie rods	Fittings	Glass thickness	Max. bearing load
2	4	2 x 8 mm	2.16 kN/m <sup>2</sup>
2	4	2 x 10 mm	3.43 kN/m <sup>2</sup>
3	6	2 x 8 mm	1.84 kN/m <sup>2</sup>
3	6	2 x 10 mm	2.95 kN/m <sup>2</sup>

Please order for 3ea rod additional CAT.NO. EUGAS9001BS / EUGAS11001BS.

CAT. NO.	FASTENING PLATES	DESCRIPTION	OVERHANG	TIE ROD	CANOPY SLOPE
EUGAS900BS	Rectangular	CRL Awning Kit for 900mm	800 - 900mm	Z1 (820mm)	max. 10°
EUGAS1100BS	Rectangular	CRL Awning Kit for 1100mm	1000 - 1100mm	Z2 (1000mm)	max. 10°

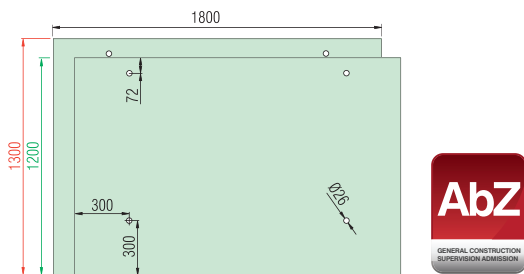
# CRL Awning Kit for 1300mm Projection Glass Canopy



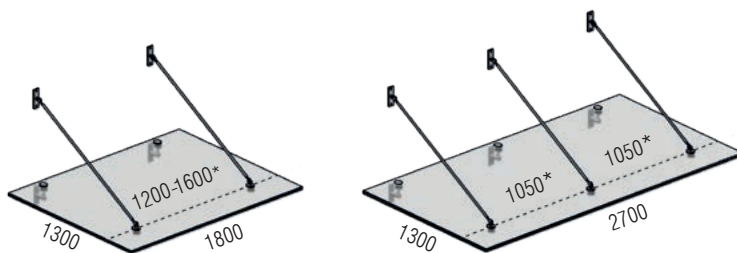
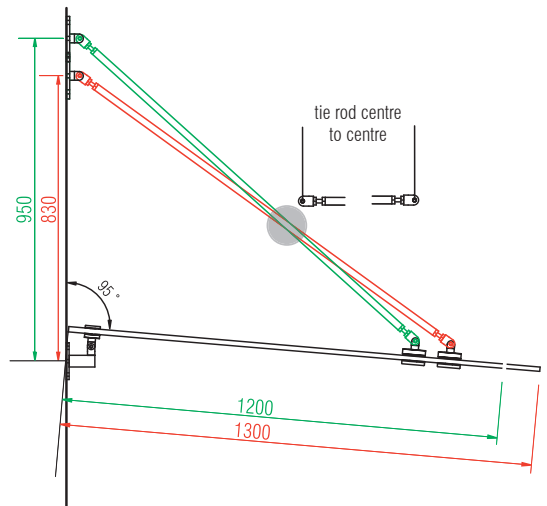
- AbZ Certified
- Sold as set
- AISI 304 Grade Stainless Steel
- Brushed Stainless Steel finish
- Corrosion protection class 2, DIN EN 10088
- Glass thickness range 21.52mm to 25.52mm
- Material Grade 316 Stainless Steel available on request

Set consisting of:

- 4 point fittings Ø 60mm with mounting link
- 2 upper fastening plates
- 2 lower fastening plates
- 2 tie rods with yoke
- without glass



Glass: laminated safety glass consisting of heat strengthened glass with quadruple foil 10/1.52/10mm or 12/1.52/12mm



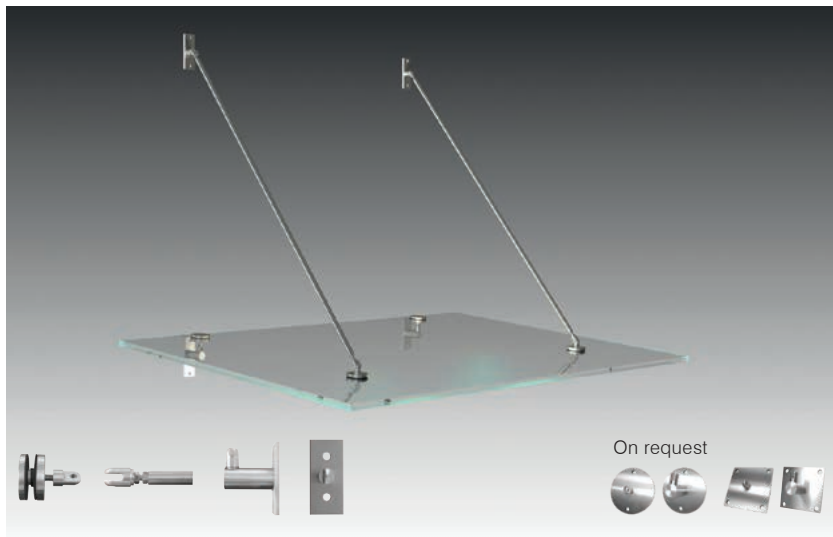
\* max. tie rod distance

Tie rods	Fittings	Glass thickness	Max. design load
2	4	2 x 10 mm	3.01 kN/m <sup>2</sup>
2	4	2 x 12 mm	4.43 kN/m <sup>2</sup>
3	6	2 x 10 mm	2.55 kN/m <sup>2</sup>
3	6	2 x 12 mm	3.89 kN/m <sup>2</sup>

Please order for 3ea rod additional CAT.NO. EUGAS13001BS.

CAT. NO.	FASTENING PLATES	DESCRIPTION	OVERHANG	TIE ROD	CANOPY SLOPE
EUGAS1300BS	Rectangular	CRL Awning Kit for 1300mm	1200 - 1300mm	Z3 (1250mm)	max. 10°

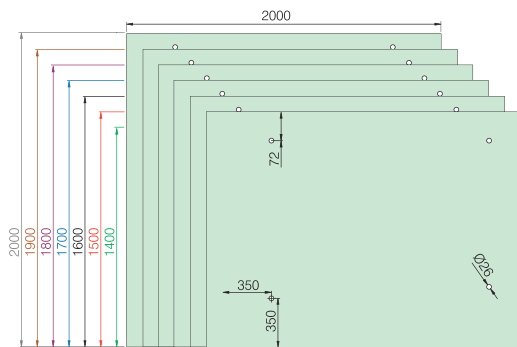
# CRL Awning Kit for 1600/2000mm Projection Glass Canopy



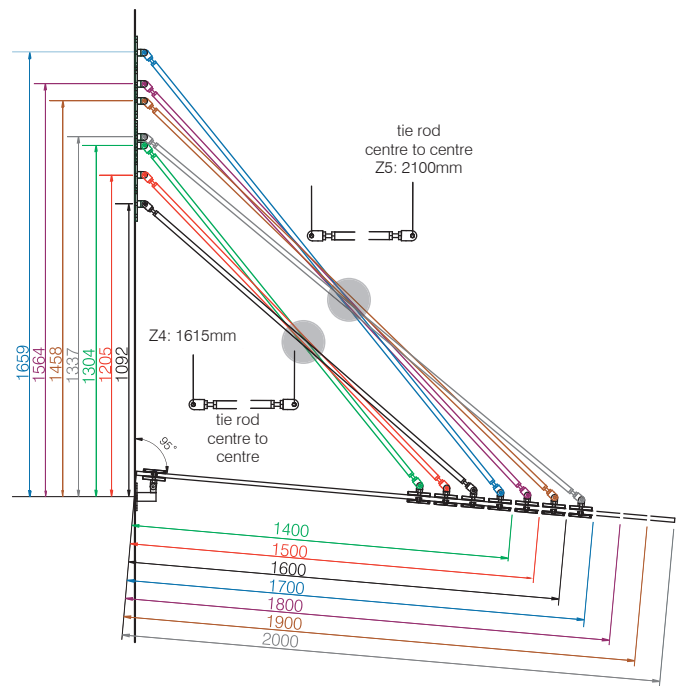
- AbZ Certified
- Sold as set
- AISI 304 Grade Stainless Steel
- Brushed Stainless Steel finish
- Corrosion protection class 2, DIN EN 10088
- Glass thickness range 21.52mm to 25.52mm
- Material Grade 316 Stainless Steel available on request

Set consisting of:

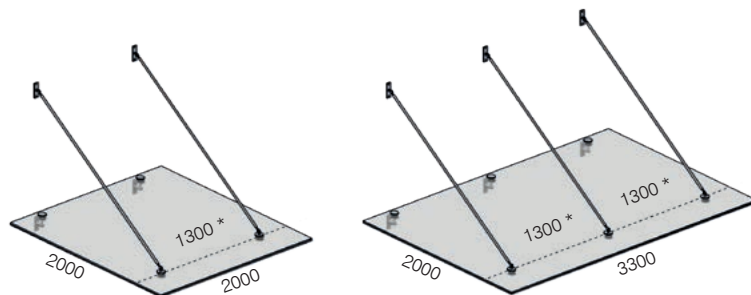
- 4 point fittings Ø 80mm with mounting link
- 2 upper fastening plates
- 2 lower fastening plates
- 2 tie rods with yoke
- without glass



Glass: laminated safety glass consisting of heat strengthened glass with quadruple foil 10/1.52/10mm or 12/1.52/12mm



Tie rods	Fittings	Glass thickness	Max. bearing load
2	4	2 x 10 mm	2,07 kN/m <sup>2</sup>
2	4	2 x 12 mm	3,09 kN/m <sup>2</sup>
3	6	2 x 10 mm	1,27 kN/m <sup>2</sup>
3	6	2 x 12 mm	1,83 kN/m <sup>2</sup>



\* max. tie rod distance

Please order for 3ea rod additional CAT.NO. EUGAS16001BS / EUGAS20001BS.


CAT. NO.	FASTENING PLATES	DESCRIPTION	OVERHANG	TIE ROD	CANOPY SLOPE
EUGAS1600BS	Rectangular	CRL Awning Kit for 1600mm	1400 - 1600mm	Z4 (1615mm)	max. 10°
EUGAS2000BS	Rectangular	CRL Awning Kit for 2000mm	1700 - 2000mm	Z5 (2100mm)	max. 10°





# Glass Awning Support System

- These universal wall mounted glass awning brackets have really become popular, not just for their looks but also their versatility.

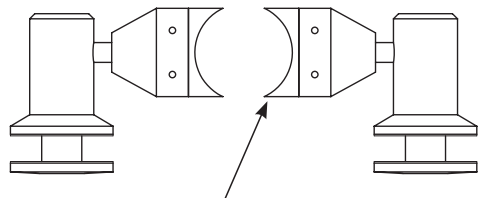


Also available in polished stainless finish.  
See [crlaurence.co.uk](http://crlaurence.co.uk) for details.

Wall Mounted Bracket includes 2x Arm Fittings,  
Swivel or Fixed upon request

# CRL Glass Awning Wall Mounted Brackets

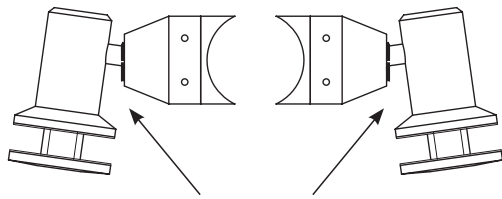
CODE	DESCRIPTION
RB50FBS	<b>CRL Double Arm Fixed Fitting Set</b> <ul style="list-style-type: none"><li>• Fabricated from 316 alloy stainless steel</li><li>• Available in brushed or polished stainless</li></ul>
RB50FPS	



**Fixed Fitting**

Designed for mounting to 38mm schedule 40 post, column, or flat wall.

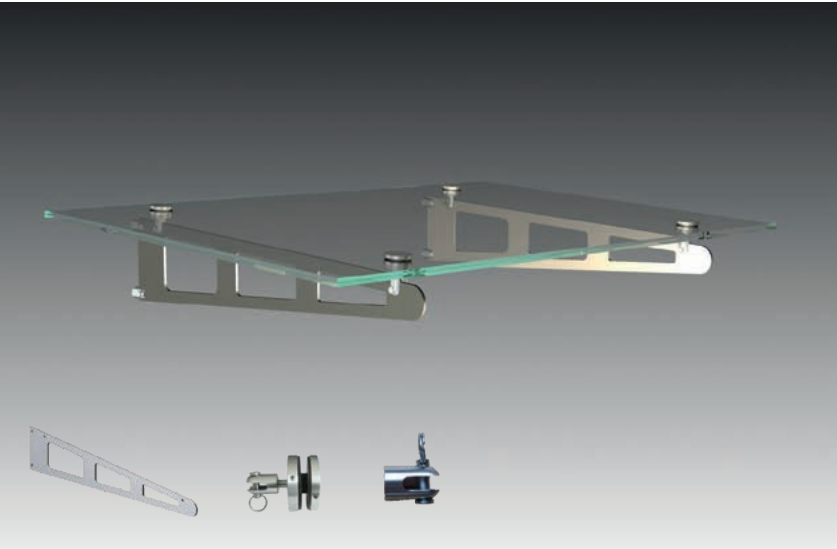
RB50SBS	<b>CRL Double Arm Swivel Fitting Set</b> <ul style="list-style-type: none"><li>• Fabricated from 316 alloy stainless steel</li><li>• Available in brushed or polished stainless</li></ul>
RB50SPS	



**Swivel Fitting**

Designed for segment applications. Each Swivel Fitting is adjustable up to 8 degrees.

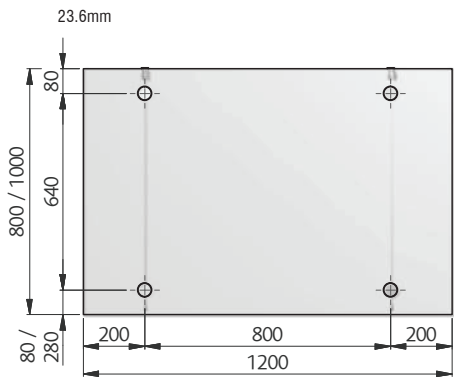
# CRL Awning Brackets for 785mm Projection Glass Canopy



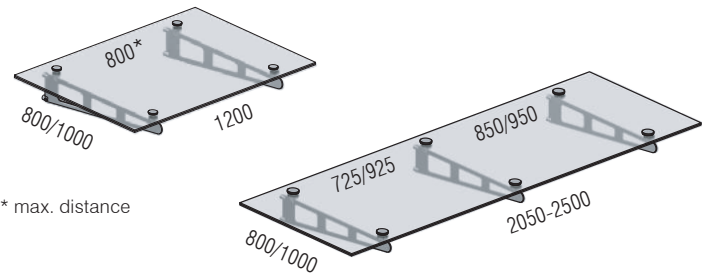
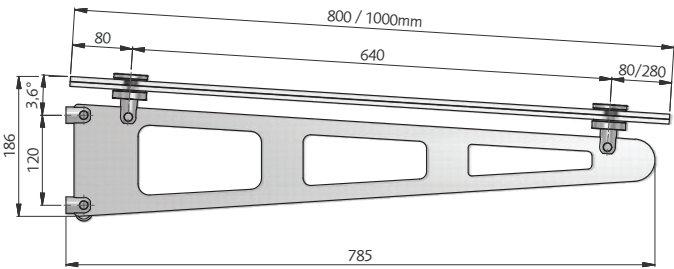
- Sold as set
- Proven static available
- AISI 304 Grade Stainless Steel
- Corrosion protection class 2, DIN EN 10088
- Glass thickness range 13.52mm to 17.52mm
- Material grade 316 stainless steel available on request

Set consisting of:

- 2 blades
- 4 point fittings Ø 60mm with yoke
- without glass



Glass: laminated safety glass consisting of heat strengthened glass with quadruple foil 6/1.52/6 mm or 8/1.52/8 mm



\* max. distance

Blades	Overhang	Glass thickness	CRL Awning Brackets for 774mm
2	800	2 x 6 mm	1.98 kN/m <sup>2</sup>
2	800	2 x 8 mm	4.14 kN/m <sup>2</sup>
2	1000	2 x 6 mm	1.34 kN/m <sup>2</sup>
2	1000	2 x 8 mm	2.70 kN/m <sup>2</sup>
3	800 x 2300	2 x 6 mm	1.50 kN/m <sup>2</sup> (850)
3	800 x 2500	2 x 8 mm	2.00 kN/m <sup>2</sup> (950)
3	1000 x 2050	2 x 6 mm	1.50 kN/m <sup>2</sup> (725)
3	1000 x 2450	2 x 8 mm	1.50 kN/m <sup>2</sup> (925)

\*\* max. charact. load

Please order for 3ea blade additional CAT.NO. EUGAB10001BS.

CAT. NO.	DESCRIPTION	OVERHANG	BLADE	OVERHANG	CANOPY SLOPE
EUGAB1000BS	CRL Awning Brackets for 785mm Projection Glass Canopy	Ø 60mm	785mm	800-1000mm	max. 3.6°

For a single bracket use CAT.NO. EUGAB10001BS

## CRL Awning single components



### YOU MAY ALSO NEED...

CAT. NO.	OPTION	DESCRIPTION
EUGAS45PF	Ø 45 mm	Point fitting with link
EUGAS60PF	Ø 60 mm	
EUGAS80PF	Ø 80 mm	



EUGAS820R0D	Z1 820 mm (Small)	Tie rod with yoke
EUGAS1000R0D	Z2 1000 mm (Small)	
EUGAS1250R0D	Z3 1250 mm (Medium)	
EUGAS1615R0D	Z4 1615 mm (Large)	
EUGAS2100R0D	Z5 2100 mm (Large)	



EUGASU	Rectangular	Upper fastening plate
--------	-------------	-----------------------



EUGASL	Rectangular	Lower fastening plate
--------	-------------	-----------------------



EUGASRDU	Round	Upper fastening plate
----------	-------	-----------------------



EUGASRDL	Round	Lower fastening plate
----------	-------	-----------------------



EUGASSQU	Square	Upper fastening plate
----------	--------	-----------------------



EUGASSQL	Square	Lower fastening plate
----------	--------	-----------------------



EUGASWRENCH45	Ø 45 - 60 mm	Hook wrench for point fittings
EUGASWRENCH80	Ø 80 mm	







## Notes

This image shows a single sheet of white paper with horizontal ruling lines. The lines are evenly spaced and run across the width of the page. There are no margins, text, or other markings on the paper.



**Call FREE on 00 800 0421 6144**

**Fax FREE on 00 800 0262 3299**



**Manchester**

Charles Babbage Avenue  
Kingsway Business Park,  
Rochdale, OL16 4NW, England  
Tel: +44 (0) 1706 863 600  
Fax: +44 (0) 1706 869 860  
[crlaurence.co.uk](http://crlaurence.co.uk)



**Stuttgart**

Boschstrasse 7  
D-74360 Ilsfeld  
Germany  
Tel: +49 (0) 7062 915 93 15  
Fax: +49 (0) 7062 915 93 16  
[crlaurence.de](http://crlaurence.de)



**Copenhagen**

Stamholmen 70 Unit B,  
DK-2650 Hvidovre  
Denmark  
Tel: +45 36 72 09 00  
Fax: +45 36 70 33 35  
[crlaurence.dk](http://crlaurence.dk)



**France**

Boschstrasse 7  
D-74360 Ilsfeld  
Germany  
Tel: +49 (0) 7062 915 93 15  
Fax: +49 (0) 7062 915 93 16  
[crlaurence.fr](http://crlaurence.fr)