

NEW

# CRL Sliding Track System

Versatile, Convenient, Customisable  
and Elegant



Made to order sliding door systems, supplied with or without glass.

Available with 2, 3, 4 or 5 guide rails.

**CRL**®





**Designed for use in a Glass Room or as a room divider**  
**CRL Sliding Doors offer protection from changing weather conditions.**

Available with between 2 and 5 rails the CRL Sliding door system has ball bearing mounted steel rollers for easy movement and low maintenance. Its intelligent profile design ensures a rapid, simple installation.

- 
- Made to order sliding tracks, supplied with or without glass
  - Tracks and shoes cut to width
  - Available with 2, 3, 4 or 5 guide rails
  - Stainless steel mechanism for smooth running
  - 4 standard RAL colours  
(other RAL Colours available on request)
  - Supplied with or without glass
  - For use with Glass Rooms, Garden Rooms and as room dividers or balcony glazing (subject to fitting situation)
  - For use with 8 mm or 10 mm Toughened Safety Glass



# CRL Glass Sliding Track System

Transparency, easy running and functionality

**The CRL all-glass sliding door is a transparent wind and weather protector which has been designed for use in a terrace roof or as a room divider.**

Individual sliding leaves are pushed horizontally in parallel to one or both sides. Carriers, which are hidden and integrated in the system, automatically support the process of opening and closing each leaf.

Select from between 2 and 5 floor rails which can be laid below floor level to enable barrier-free transitions to the outside. Several handle and closing variations are available to provide the largest-possible operating comfort and safety levels.

The system, which is supported from below, guarantees low maintenance and continuous easy movement with its stainless steel running technology and ballbearing-mounted stainless steel rollers. Thanks to intelligent profile design and adjustable trolleys, the system provides compensation for structural tolerances and enables rapid, simple installation.



# CRL Sliding Track System

A product with many possibilities




## Easy, quiet running thanks to stainless steel running technology

Easy movement of the sliding leaves is guaranteed thanks to hidden, ballbearing-mounted stainless steel rollers in combination with stainless steel running surfaces. The sliding leaves slide quietly over the running services and ensure long service life.

## Convenient locking in side structural junction profile

A vertical frame as a side wall junction profile enables safe locking and clean structural element connection. Locking of the lock system takes place using a closing lever, and the locking condition is optically displayed.



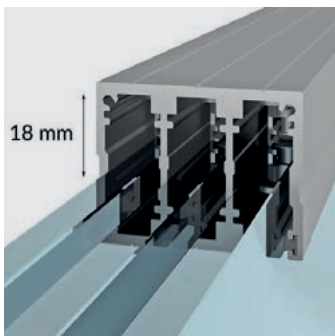
## Height adjustment in fitted condition

All sliding leaves can be adjusted in height by up to 4 mm when fitted. This means that fine adjustment of the leaves is retrospectively possible at any time and therefore extremely installation and maintenance-friendly.

## Many running rail variations

The flat, drained running rail is available with up to 5 rails and can either be recessed or surface-mounted, for a barrier free transition to the outside.





## Structural tolerances and height compensation

By sinking the upper structure, the top guide rail can accept a height tolerance of up to 18 mm. The carriages are height adjustable. Even if the purlin in a terrace roof deflects, functionality of the sliding system is guaranteed.

## Sealing and ventilation

Since the leaves overlap by 36 mm, the system is designed to limit wind and rain ingress.



## Convenience during opening and closing

When the all-glass sliding door is opened or closed, the next leaf is automatically carried along by integrated, hidden carriers.



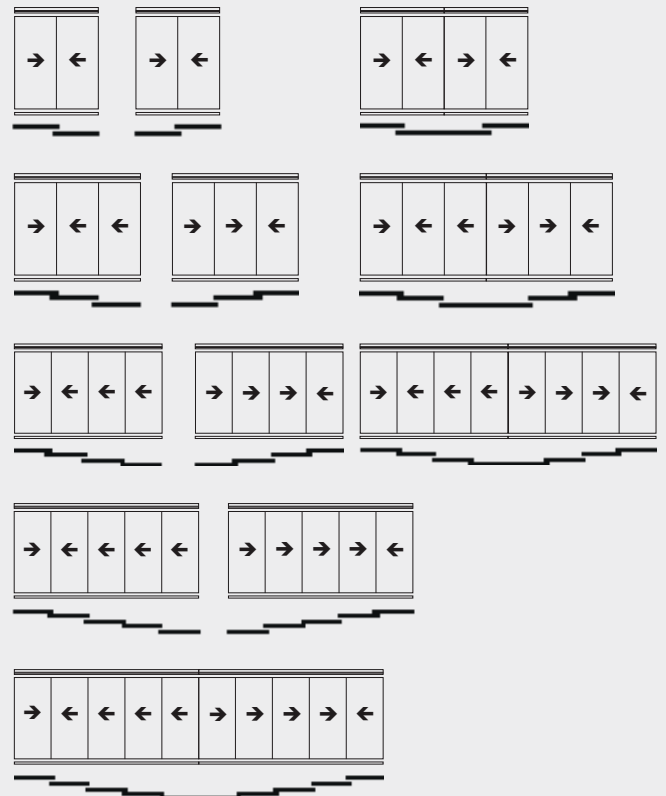
# Sliding Track System

## Properties

### All glass element properties

<b>Maximum door leaf sizes</b>	<ul style="list-style-type: none"> <li>• Up to 260 cm height</li> <li>• Up to 150 cm width</li> <li>• Leaf weight up to 75 kg</li> <li>• Special sizes on request</li> </ul>
<b>Application areas</b>	<ul style="list-style-type: none"> <li>• Wind and weather protection in the terrace roof sector</li> <li>• Room dividers</li> <li>• Balcony glazing (note fitting situation)</li> </ul>
<b>Implementation variations</b>	<ul style="list-style-type: none"> <li>• 2, 3, 4 and 5-rail version</li> <li>• Slidable to left and/or right</li> </ul>
<b>Profile technology</b>	<ul style="list-style-type: none"> <li>• Non-insulated all-glass sliding system</li> <li>• Floor-mounted leaves</li> <li>• Transparent corners</li> </ul>
<b>Fittings technology</b>	<ul style="list-style-type: none"> <li>• Ball bearing-mounted stainless steel rollers</li> <li>• Stainless steel running rails</li> <li>• Covered carrier function</li> <li>• Locking from inside/outside</li> <li>• Drained floor rails</li> </ul>
<b>Glazing</b>	<ul style="list-style-type: none"> <li>• With TSG (toughened safety glass)</li> <li>• Glazing thickness 8 mm or 10 mm</li> </ul>
<b>Frame colours (standard)</b>	<ul style="list-style-type: none"> <li>• White (RAL 9016)</li> <li>• Grey aluminium texture (RAL 9007 fine texture)</li> <li>• Anthracite (DB 703)</li> </ul>
<b>Requested colours</b>	Any RAL colour possible

### Configurations



**Call Technical Sales on  
+44 (0) 1706 863 600 for more information**

### C. R. Laurence of Europe

Charles Babbage Avenue, Kingsway Business Park,  
Rochdale, OL16 4NW, England  
Tel: +44 (0) 1706 863 600 Fax: +44 (0) 1706 869 860  
[www.crlaurence.co.uk](http://www.crlaurence.co.uk)

**CRL**®